

2023-24 ORLANDO MAGIC

MEDIA GUIDE



FRANZ WAGNER
2021-22 NBA
ALL ROOKIE 1ST TEAM

PAOLO BANCHERO
2022-23 NBA
ROOKIE OF THE YEAR

AS WE CELEBRATE 35 YEARS TOGETHER,
WE STAND UNITED AS A COMMITMENT TO
MAGIC FANS WITH A COMMON PASSION
AND LOVE FOR THE GAME.
WHERE TEAMWORK AND DEDICATION
ARE AT THE HEART OF EVERYTHING.

TRAINING HARD, PLAYING
AND PUTTING OTHERS FIRST.
WE ENCOURAGE EACH OTHER
AND LIFT EACH OTHER UP.
WE GROW TOGETHER.
WE REPRESENT ORLANDO.

ON THE COURT AND OFF,
WE ACCOMPLISH GREAT THINGS.
WE ARE ONE TEAM.
FANS WHO COME TO THE GAME
WE ARE MAGIC.



presented by
Advent Health



STREAM THE MAGIC LIVE



Bally
SPORTS+



@BALLYSPO RTSFLORIDA



@BALLYMAGIC

BALLYSPO RTS.COM



ABOUT THE ORLANDO MAGIC

Orlando's NBA franchise since 1989, the Magic's mission is to be world champions on and off the court, delivering legendary moments every step of the way. Under the DeVos family's ownership, the Magic have seen great success in a relatively short history, winning six division championships (1995, 1996, 2008, 2009, 2010, 2019) with seven 50-plus win seasons and capturing the Eastern Conference title in 1995 and 2009.

Off the court, on an annual basis, the Orlando Magic gives more than \$2 million to the local community by way of sponsorships of events, donated tickets, autographed merchandise and grants. Orlando Magic community relations programs impact an estimated 100,000 kids each year, while a Magic staff-wide initiative provides more than 7,000 volunteer hours annually. In addition, the Orlando Magic Youth Foundation (OMYF) which serves at-risk youth, has distributed more than \$29 million to local nonprofit community organizations over the last 34 years.

The Magic's other entities include the team's NBA G League affiliate, the Osceola Magic, 2021 G League champions; the Orlando Solar Bears of the ECHL, which serves as the affiliate to the NHL's Tampa Bay Lightning; and Magic Gaming of the NBA 2K League.

The Magic play their home games at the award-winning Amway Center – voted by fans no. 1 in the NBA for game experience; honored with TheStadiumBusiness Awards' Customer Experience Award; named *SportsBusiness Journal's* Sports Facility of the Year; and awarded the Venue Excellence Award (VEA) by the International Association of Venue Managers.

For ticket information, visit OrlandoMagic.com or call 407-89-MAGIC.

ABOUT THE AMWAY CENTER

Amway Center, owned and operated by the City of Orlando on behalf of the Central Florida community, hosts major national events, concerts and family shows since its opening in the fall of 2010.

The Orlando Magic served as the developer and the facility was designed to reflect the character of the community, meet the goals of the users and build on the legacy of sports and entertainment in Orlando. The building's exterior features a modern blend of glass and metal materials, along with ever-changing graphics via a monumental wall along one facade. A 180-foot tall tower serves as a beacon amid the downtown skyline. The 875,000 square foot, Leadership in Energy and Environmental Design (LEED) Gold certified building features a sustainable, environmentally-friendly design and unmatched technology, including 1,100 digital monitors, the tallest high-definition video board in an NBA venue and multiple premium amenities available to all patrons in the building.

Amway Center was honored with the International Association of Venue Managers' 2017 Venue Excellence Award, which is bestowed upon facilities that excel in the management and operation of public assembly venues. Amway Center was the only arena to garner this distinction. Additionally, the arena has earned numerous awards, which most notably includes TheStadiumBusiness Awards' 2013 Customer Experience Award and was named *SportsBusiness Journal's* 2012 Sports Facility of the Year.

For more information about the Amway Center, visit AmwayCenter.com.



TABLE OF CONTENTS

INTRODUCTION

Media Introduction/Guidelines	5
AdventHealth Training Center	6
Staff Directory	12
DeVos Family	14
Rich and Helen DeVos Court	15
Dan DeVos	16
Alex Martins	17

BASKETBALL OPERATIONS

Jeff Weltman/Anthony Parker	20
Pete D'Alessandro	21
David Benics/Jamahl Mosley	22
Nate Tibbets	23
Jesse Mermuys/Dale Osbourne	24
Bret Brielmair/Lionel Chalmers	25
Arnie Kander/Ernest Eugene	26
Todor Pandov/Adetunji Adedipe	27
Stephen Mervis/Larry Thompson	28
Rodney "Sid" Powell/Jacob Diamond	29
Basketball Operations Staff	30

TEAM

Cole Anthony	34
Paolo Banchemo	38
Goga Bitadze	42
Anthony Black	46
Wendell Carter Jr.	48
Markelle Fultz	52
Gary Harris	56
Caleb Houston	60
Jett Howard	64
Joe Ingles	66
Jonathan Isaac	70
Chuma Okeke	74
Jalen Suggs	78
Franz Wagner	82
Moritz Wagner	85
Kevon Harris	90
Admiral Schofield	94
TV/Radio Roster	98
2023-24 Roster	100

HISTORY

2022-23 Season	102
2021-22 Season	106
2020-21 Season	108
2019-20 Season	110
2018-19 Season	112
2017-18 Season	114
2016-17 Season	116
2015-16 Season	118
2014-15 Season	120
2013-14 Season	122
2012-13 Season	124
2011-12 Season	126
2010-11 Season	128
2009-10 Season	130

2008-09 Season	132
2007-08 Season	134
2006-07 Season	136
2005-06 Season	138
2004-05 Season	140
2003-04 Season	142
2002-03 Season	144
2001-02 Season	146
2000-01 Season	148
1999-2000 Season	150
1998-99 Season	152
1997-98 Season	154
1996-97 Season	156
1995-96 Season	158
1994-95 Season	160
1993-94 Season	162
1992-93 Season	164
1991-92 Season	166
1990-91 Season	168
1989-90 Season	170
All-Time Roster	172
All-Time Coaches	201
All-Time Transactions	202
Miscellaneous	234
All-Time Award Winners	236
All-Time Draft Picks	239
All-Time Career Leaders	242
Yearly Leaders	244
Evolution of Orlando Magic Uniforms	248
Magical Moments	249
Magic Firsts	257
Amway Center Firsts	263
Hall of Fame	269

RECORDS

Magic Individual Highs	274
Magic Team Highs	276
Magic Team Lows	279
Magic Rookie Records	281
Miscellaneous Records	282
Largest Wins-Losses	284
Opponent Individual Highs	285
Opponent Team Highs	287
Opponent Team Lows	289
Amway Center Individual Highs	291
Amway Center Team Highs	292
Amway Center Team Lows	293
Two-Team Highs	294
Two-Team Lows	295
Magic Consecutive Records	296
Magic All-Time Scoring vs. Opponents	298

PLAYOFFS

All-Time Playoff Results	300
2020 and 2019 Stats	303
2012 and 2011 Stats	304
2010 Stats	305
2009 Stats	307

2008 Stats	309
2007 and 2003 Stats	311
2002 and 2001 Stats	312
1999 and 1997 Stats	313
1996 Stats	314
1995 Stats	316
1994 Stats	318
Playoff Records	319
Finals Records	332
Magic Playoff Firsts	333
Top Playoff Wins-Losses	333

OPPONENTS/NBA

Opponent Capsules	336
2023-24 NBA Key Dates	365
In-Season Tournament	366
NBA Directory/Addresses	368
NBA G League	370
Osceola Magic	372
Final 2022-23 NBA Standings	373
2022-23 Attendance Report	374
2023 NBA Playoffs	375
2022-23 Season Series	377
2022-23 NBA Regular Season Stats	378
2022-23 Individual NBA Leaders	381

OFF THE COURT

Orlando Magic Youth Foundation	384
DeVos Award/NBA Foundation/Social Responsibility	388

Diversity and Inclusion	391
Youth Programs	395
NBA Cares	396
Orlando Wine Festival and Auction	397
Nick Anderson/Bo Outlaw	399
Stuff	400
O-Town Entertainment	401

STAFF

Leadership Staff Bios	404
Orlando Magic Leadership	415
Front Office Staff	416

MEDIA

George Galante/Trish Wingerson	426
Louis Axen/David Steele	427
Jeff Turner/Dante Marchitelli	428
Kendra Douglas/Brian Hill	429
Quentin Richardson/Jake Chapman	430
Game Broadcasts	431
Game Night Staff	433

OVERTIME

Amway Center	436
Orlando Solar Bears and Magic Gaming	442
Sports and Entertainment District	443
Year in Review	444
Quick Facts	445
2023-24 Magic Schedule	448



Copyright © 2023 Orlando Magic

All NBA and team insignia depicted in this publication are the property of NBA Properties, Inc. and the respective teams of the NBA and may not be reproduced for commercial purposes without the prior written consent of NBA Properties, Inc.

The Information contained in this publication was compiled by the Orlando Magic and is provided as a courtesy to our fans and the press and may be used only for personal or editorial purposes. Any commercial use of this information is prohibited without the prior written consent of the Orlando Magic.

Managing Editor: George Galante

Executive Editor: Joel Glass

Assistant Editors:
Trish Wingerson, Louis Axen,
Alex Koslow, Michael Hull

Photography: NBA Photos,
Fernando Medina, Gary Bassing

Design: Jackie Shomo

fm96.9
the game
 Home of the Orlando Magic
 am740  **iHeart** RADIO
LISTEN
ALL
SEASON



LISTEN LIVE



MEDIA INTRODUCTION / GUIDELINES

TO THE MEDIA

Welcome to the 35th season of Orlando Magic basketball and 14th in the Amway Center. We are very pleased to supply this publication and hope it will answer many of your questions throughout the next several months. We sincerely appreciate your interest in the Magic and will do everything possible to meet your needs throughout the course of the season. This guide will be supplemented with materials on a regular basis during the year. Again, if we can ever be of any assistance, please do not hesitate to call on us.

In addition to this guide, the Orlando Magic communications department has other online and social media tools to assist you in your coverage:

ORLANDO MAGIC MEDIA CENTRAL WEBSITE

Please visit OrlandoMagic.com/MagicPR for practice/shootaround times (subject to change), how to obtain credentials, current stats, the Magic's media guide, game notes, press releases and more.

ORLANDO MAGIC PR X FEED: @MAGIC_PR

Please follow @Magic_PR on X, which will have news, stats, in-game notes, injury updates, press releases and much more about the Orlando Magic.

PR X FEED FOR AVAILABILITY TIMES:

@MAGIC_MEDIAINFO

Please follow @Magic_MediaInfo on X, which is media-only and protected. This is strictly used for updated schedules and media availability times. Once a 'follow' request has been sent, it will be reviewed by the communications department before being granted access.

ORLANDO MAGIC COMMUNICATIONS DEPARTMENT

Joel Glass

Chief Communications Officer
 O – (407) 916-2631
 C – (407) 491-4826
jglass@orlandomagic.com

George Galante

Vice President of Communications & Alumni Relations
 O – (407) 916-2633
 C – (407) 492-4651
ggalante@orlandomagic.com

Trish Wingerson

Senior Director of Communications
 O – (407) 916-2635
 C – (407) 538-0892
twingerson@orlandomagic.com

Louis Axen

Communications Specialist
 O – (407) 916-2627
 C – (305) 709-8514
laxen@orlandomagic.com

Media Website:

OrlandoMagic.com/MagicPR

X: @Magic_PR, @Magic_MediaInfo (media-only)

Credentials:

e-mail
MagicCredentials@orlandomagic.com

AMWAY CENTER MEDIA INFO

The Amway Center, which opened in October of 2010, is located at **400 West Church Street, Orlando, FL 32801**. The media entrance is located on the southwest corner of the building (Division & South).

DIRECTIONS TO AMWAY CENTER

From Orlando International Airport: Exit the airport to Semoran Blvd. (SR 436)...Go north approximately 4-5 miles to the 408 tollroad...Go west on 408... Take Exit 11B toward Mills Ave and merge onto E South St...Turn right onto S Garland Ave...Make first left onto W Church St...Arena will be on left side.

Traveling East on I-4: While traveling east on I-4, exit to 82B toward South St...Turn slight left onto S Garland Ave...Take second left onto W Church St...Arena will be on the left side.

Traveling West on I-4: While traveling west on I-4, exit to 82B Anderson St...Turn right onto Anderson St...Take first right onto S Division Ave...Turn right at the second cross street onto W Church St...Arena will be on right side.

ADVENTHEALTH TRAINING CENTER MEDIA INFO

The AdventHealth Training Center, which opened in August of 2022, serves as the practice and training site for the Magic. It is located at **66 S. Division Avenue, Orlando, FL 32801**. The media entrance is located off Pine Street.

DIRECTIONS TO ADVENTHEALTH TRAINING CENTER

From Orlando International Airport: Exit the airport to Semoran Blvd. (SR 436)...Go north approximately 4-5 miles to the 408 tollroad...Go west on 408...Take exit 11B toward Mills Ave and merge onto E South St...Stay on South St for approximately one mile...Turn right onto Division Ave... Training Center will be on the left.

Traveling East on I-4: While traveling east on I-4, exit to 82B toward South St...At light at end of ramp, turn left onto South St...Turn right onto Division Ave...Training Center will be on the left.

Traveling West on I-4: While traveling west on I-4, exit to 82B Anderson St...Turn right onto Anderson St...Take first right onto S Division Ave...Training Center will be on the left.



ADVENTHEALTH TRAINING CENTER

and being an accountable and invested community partner with local residents. Health and wellness are so important to all of us and we're eager to see this center contribute to meaningful outcomes on and off the court."

AdventHealth physicians and clinical leaders are working with the Orlando Magic to create a unique medical and wellness model for players that brings all elements of health together to optimize performance, reduce injuries and extend career longevity on the court. The organizations are bringing top physicians, sports performance experts and researchers together to deliver patients a wholistic focus that includes areas such as digestive health, nutrition, mental health and sleep, in addition to more traditional areas like orthopedics and primary care.

The goal is to establish new standards of care that can be applied to athletes of all ages and stages – from youth sports players, to weekend warriors, to the pros.

"The Orlando Magic organization is thrilled to broaden its longstanding partnership with AdventHealth. Their commitment to clinical excellence, advancing medicine and improving the health of our players and entire community is unrivaled," said Magic CEO Alex Martins. "This best-in-class training center will provide Magic players, coaches and our human performance staff with the resources and technology necessary to excel in an increasingly competitive NBA landscape. This facility, combined with the unique care model we're developing together, will make an immense difference for our players."

"First and foremost, without the commitment by the DeVos family and AdventHealth, we would not be here today," said Magic President of Basketball Operations Jeff Weltman. "This center is a game changer and the investment speaks to how much we care for the well-being of our players and for those that work hard every day to provide them a platform to reach their full potential."

In January of 2021, the DeVos family, Orlando Magic and AdventHealth announced an enhanced, multiyear partnership that is highlighted by a new downtown state-of-the-art training center for the Orlando Magic, and also a destination sports medicine hub to Central Florida.

**ADVENTHEALTH
TRAINING CENTER:
OPEN FOR BUSINESS
AUGUST 31, 2022**

South Division Avenue and West Central Boulevard, is the practice and training home to the Orlando Magic. The site is one block from the Amway Center.

Together, AdventHealth and the Orlando Magic are building an innovative health and wellness model that brings whole-person medicine, science and research together to optimize sports performance, while bringing those learnings to the broader community.

AdventHealth, a partner with the Magic for more than 30 years, is also a "Champion of the Community" partner with the team. As a Magic "Champion of the Community" partner, the two remain committed to improving the lives of all Central Floridians.

"Our hope is that this facility is even more than a world-class training center and becomes a true 'win-win' for the community and the team," said Dan DeVos, chairman of the Orlando Magic. "We're dedicated to two things – building a championship organization for the long-term



AMENITIES

WELLNESS + HOSPITALITY

- 6,000-sq.-ft. team living room featuring: Enhanced nutrition bar
- Full kitchen including staffed cooking stations, grab-'n'-go food items, kombucha and cold brew coffee on tap
- Private player dining spaces
- Lounge areas
- 1,600-sq.-ft. outdoor kitchen with dining patio, grilling and smoker

ORTHOPEDIC + SPORTS MEDICINE

- 33,000-sq.-ft. AdventHealth Medical Center Clinic

TRAINING + RECOVERY

- Altitude room
- Hyperbaric chamber
- Float pod
- Hot and cold plunge pools
- Lap pool
- Treadmill pool
- Nap rooms
- Cryotherapy room
- Massage suites
- NormaTec suite
- Two full-size basketball courts and two additional shooting goals with observation balconies
 - Flexible indoor/outdoor training space featuring:
 - Training incline ramp
 - Training stairs
 - Turf areas
 - Force plate
 - Traditional weight racks
 - Keiser strength training machines
 - Medicine ball walls



The \$70 million facility marks the latest investment in the Parramore community and opened in the second quarter of 2022.

The Magic's portion of the facility is designed to optimize performance and provide a world-class recovery space. A large team "family room" acts as the facility's hub, complete with enhanced nutrition offerings and a full kitchen. Leading training and recovery technologies, including an altitude chamber and hydrotherapy offerings as well as an expansive locker room with high-end finishes elevate the player experience. The facility includes two full-size courts overlooked by an elevated viewing balcony. To take advantage of Orlando's warm climate, the design includes covered exterior patios and decks, a creatively landscaped outdoor team space and indoor/outdoor training space. The facility also includes front office and hospitality spaces that celebrate the Orlando Magic's brand and history.

AdventHealth's 33,300-square-foot medical hub – designed for elite athletes, as well as youth athletes and weekend warriors – provides world-class, multi-discipline medicine with a focus on whole-person health and sports science. Services include orthopedics, primary care, sports medicine, imaging, rehabilitation and sports performance. Patients also have access to AdventHealth's network of sports-trained gastroenterologists, cardiologists, sleep, psychology and nutrition experts.

The project incorporates sustainable design strategies including daylighting and strategic sun shading, stormwater management, and advanced mechanical and lighting systems and controls.

"We are thrilled to partner with the Orlando Magic and are developing a health model that has the potential to not only revolutionize how we care for our professional athletes,

but also apply those learnings to our larger community," said President and CEO of AdventHealth's Central Florida Division Randy Haffner. "Health and the importance of leading a healthy lifestyle has never been more important than it is today. We look forward to building this program with the Magic and providing this world-class destination sports medicine hub for our broader community."

The Orlando Magic and AdventHealth also continue its commitment to Minority and Women-Owned Business Enterprises (MWBE) with the awarding of \$17 million of design and construction contracts for the project to 33 local MWBEs. That amount represents approximately 32 percent of awarded opportunities, which is over the city's recommended 24 percent MWBE participation.

The facility was designed by HOK, with Balfour Beatty serving as the construction manager. Partners featured in and around the building include Verizon, Altitude International, Violet Defense, Volta Charging, Jani-King and Massey Services. Each partner provides a unique aspect, enhancing the state-of-the-art experience and commitment to health and wellness.

In May of 2023, the AdventHealth Training Center was recognized with the Downtown Orlando Partnership (DOP) Golden Brick Award, taking home its Award of Excellence. The Golden Bricks recognize projects nominated for community and development which positively impacted downtown Orlando.





Other notable additions are an expansive locker room with high-end finishes designed to elevate the player experience, two full-size courts overlooked by an elevated viewing balcony, covered exterior patios and decks, a creatively landscaped outdoor team space and indoor/outdoor training space. The facility also includes front office and hospitality spaces that celebrate the Magic's brand and history.



Medical Evaluation Rooms

A huge benefit of sharing space with AdventHealth is that the Magic now have on-site medical care in the same facility. If an MRI or CT Scan is needed, for example, that equipment is right there.

Outdoor Lap Pool/Outdoor Turf Space

Many players like to swim for cardio conditioning. The turf outside, meanwhile, is used for running sprints and performing other track-related activities.

Verizon

Verizon provides the infrastructure for cellular coverage throughout the facility.

Float Pod

A sensory deprivation pod that helps relax the body and mind simultaneously. Full of water and a high dose of Epsom salt, the floating pod is a multifaceted tool to decrease anxiety and relieve muscle pain. It provides the feeling of weightlessness and shuts out all sights and sounds.

Full Body Cryotherapy Chamber

A quick way to get full body cold exposure for recovery. This treatment typically lasts for under three minutes. There are several health benefits of cryotherapy. One of the main ones, according to Healthline.com, is that it numbs nerve irritation.

Hydro Area

Featuring hot and cold plunges for recovery after workouts. They will also be used for contrast baths. Within this space, there is a small pool that includes an underwater treadmill by HydroWorx. This comes in handy when a player is recovering from a lower body injury as it allows them to run at a reduced body weight.

Infrared Sauna and Steam Room

Critical for players to increase their body's core temperature and detox. According to Sunlighten.com, "infrared sauna use produces sweat containing 80% water and 20% toxins while conventional sauna use produces sweat containing 97% water and only 3% toxins."

Jani-King

A commercial cleaning program tailored to fit the AdventHealth Training Center's needs of each player, patient, doctor and personnel. Clean floors and regular dusting not only improve the overall health and safety of the facility, but will also have a direct impact on the positive morale of those working in the building every day.

Kitchen and Dining Area

Nutrition is a major part of athletic performance, development and recovery. Well aware of that, the Magic designed over 8,000 square feet to the kitchen and dining areas in the new training center. There is even an outdoor barbecue space where players are able to eat healthy meals right off the grill.



Violet Defense

Violet Defense is a UV disinfection technology installed throughout the facility utilizing powerful, broad-spectrum light, including germicidal UV-C, UV-B, UV-A, and violet-blue enhancing its germ-killing efficiency.

Volta Charging

Five Volta EV charging stalls are installed in the outside surface lot near the stadium entrances for fans and guests and an additional five stalls, with ten collective charging ports, are available for staff and team usage within the underground parking facility. Volta's public EV chargers, such as those installed at the AdventHealth Training Center, support the rapid transition to electric mobility by making charging accessible and convenient for all.

AdventHealth Training Center Will Help Optimize Orlando Magic Player Performance

By Josh Cohen, OrlandoMagic.com

The AdventHealth Training Center is a game changer for Orlando Magic players. Inside is an array of ultramodern equipment, technology and services for them to optimize their performance, reduce injuries and extend their career longevity.

The design of the facility combined with the training features helps players both physically and mentally. Included are two practice courts with six baskets, an 8,000+-foot state-of-the-art weight room, a float pod, an altitude chamber, a full body cryotherapy chamber, sauna and steam rooms, recovery and massage rooms, aquatic spaces, an outdoor turf, a large kitchen and dining area, and much more.

It was back in January of 2021 when the DeVos family, the Magic and AdventHealth announced the more than 130,000-square-foot training center located on a nearly four-acre site at South Division Avenue and West Central Boulevard.

Together, AdventHealth and the Magic are building an innovative health and wellness model that brings whole-person medicine, science and research together to optimize sports performance, while bringing those learnings to the broader community.

AdventHealth is a "Champion of the Community" partner of the Orlando Magic, and has been a partner for more than 30 years. Magic "Champion of the Community" partners represent organizations that are committed to improving the lives of all Central Floridians.

This new practice venue will help attract prospective free agents as well, showing players the organization's commitment to their skill development as well as physical and mental health.

Here's a more in-depth look at some of the equipment, spaces and partnerships at the AdventHealth Training Center that enhances the state-of-the-art experience and a commitment to health and wellness:

Altitude International Altitude Chamber

Targeting aerobic capacity and endurance, the chamber helps players train at different altitude levels. As an athlete trains inside, their body has to work harder to cope with the adaptations. This will increase the number of red blood cells in the body, according to LiveScience.com, which then sends more oxygen to the muscles. The Magic are partnering with Altitude International Holdings for this technology and is the first NBA team to have a custom-built, simulated altitude chamber in their facility.



ORLANDO MAGIC STAFF DIRECTORY

400 West Church Street, Suite 250 • Orlando, FL 32801 • Tel: 407-916-2400 • PR Fax: 407-916-2830

CORPORATE OFFICE

Chairman/Governor Dan DeVos
Board of Directors
..... Dick DeVos, Doug DeVos, Ryan DeVos, Cole DeVos
Chief Executive Officer/Alternate Governor Alex Martins
Alternate Governor, Senior Vice President,
Treasurer and Secretary Bob Schierbeek
President of Business Operations Charles Freeman
Chief Financial Officer Jim Fritz
Vice President of Shareholder Engagement Ryan DeVos
Vice President of Program Management Robert Rayborn
Corporate Office Director Lindsey La Chiana
Director of Business Operations Kelley Irby
Business Operations Coordinator Ross Jones
Corporate Office Assistant Taylor Hackett

BASKETBALL OPERATIONS

President of Basketball Operations Jeff Weltman
General Manager Anthony Parker
Executive Vice President of Basketball Operations
..... Pete D'Alessandro
Assistant General Manager David Bencs
Head Coach Jamahl Mosley
Assistant Coaches Nate Tibbetts, Jesse Mermuys,
..... Dale Osbourne, Bret Brielmaier, Lionel Chalmers
Vice President of Player Performance and Wellness Arnie Kander
Head Athletic Trainer Ernest Eugene
Head Strength & Conditioning Coach Todor Pandov
Vice President of Player Personnel Adetunji Adedipe
Vice President of Basketball Strategy
& Evaluation Stephen Mervis
Vice President of Security Larry Thompson
Senior Director of Team Operations Rodney Powell
Director of Pro Personnel Bill Branch
Director of Basketball Facilities David Painter
Director of Player Programs & Team Services Regan Harris
Physical Therapist Sameer Mehta
Performance Therapist Andy Burke
Physical Therapist/Athletic Trainer Lindsey Elizondo
Mental Performance Coach Michael Franco
Skill Development Coach Jeremiah Boswell
Applied Sports Scientist/Strength & Conditioning Coach Daniel Yu
Equipment Manager Jacob Diamond
Osceola Magic General Manager Kevin Tiller
Assistant Defensive Coordinator/Video Altavious Carter
Assistant Offensive Coordinator/Video Randolph Gregory
Head Video Coordinator Ameer Bahhur
Head of Performance Nutrition Isaac Mourier
Osceola Magic Assistant General Manager Trent Pennington
Assistant Athletic Trainer/Physical Therapist Kristen Crenshaw
Assistant Equipment Manager Cody Wright
Manager of Basketball Systems Matthew Devita
Senior Data Scientists David Corbett, Jacqlyn Poss
Senior Quantitative Researcher Soumya Kambhampati
Video Assistants Davonte Fitzgerald, Corey Hawkins,
..... Blake Huggins, Sean O'Brien, Xavier Thames
Pro Personnel Scout/Team Services Specialist Becky Bonner
Advance Scout Monte Mathis
International Scout Marti Artigas
Scouts Tommy Massimino, Rae Miller, Bill Pope
Data Analyst Ben Kimsey
Machine Learning Engineer Nikhil Yerva
Basketball Operations Specialists Michael Belay, Khaila Webb
Senior Software Engineer Joshua Walker
Software Engineer Kelvin Tionsong
Team Services Coordinator Orlando Boyer
Training Facility Operations Coordinator Anthony Jenkins
Building Maintenance Technician Xadiel Jusino
Senior Advisor to the
President of Basketball Operations John Hammond
Executive Advisors John Gabriel, Brian Hill
Director of Security Chris Newton
Assistant Director of Security Marty McClain

Team Travel Security Assistant Tony Marlow
Team Physicians Luke S. Oh, M.D., Harrison Yeomans, M.D.
Executive Assistant to the President of
Basketball Operations and Head Coach Kristen Perfetto

ARENA EXPERIENCE AND OPERATIONS

Director of Arena Experience & Operations Annie Kosky
Arena Experience &
Operations Specialists Allexya Lago, Shea Williams

BROADCASTING

Vice President of Broadcasting Tye Eastham
Director of Broadcasting & Alumni Relations Dante Marchitelli
Radio Producer/Play-by-Play Announcer Jake Chapman
Television Play-by-Play Announcer David Steele
Television Color Analyst Jeff Turner
Team Reporter Kendra Douglas

BROADCAST TECHNOLOGY & SERVICES

Senior Director of Broadcast Technology & Services David Storm
Assistant Director of A/V Services Vince Gonzalez
Senior Control Room Manager Sara Foults
LED and Event Programming Manager April Caroselli
A/V Systems Supervisor Tom Miller
Lead Audio Engineer Todd Herrbach
Senior Technical Engineer Daniel Ortiz
Technical Operations Video Engineers
..... Doug Crenshaw, Jesus Escobar
Digital Signage and Event Programming Coordinator
..... Valerie Paterson

COMMUNICATIONS

Chief Communications Officer Joel Glass
Vice President of Communications
& Alumni Relations George Galante
Senior Director of Communications Trish Wingerson
Communications Specialist Louis Axen

CREATIVE CONTENT STUDIO

Assistant Director of Videoboard Entertainment Caleb Pardick
Senior Producer Jason Dewberry
Production Manager Joel Young
Producer/Editor - Videoboard Maria Aldana
Producer/Editor - Content Studio Camila Maffuz
Producer/Lead Videographer Houston McCullough
Motion Graphics Designers Chris Brennan, Erick Gonzalez
Digital Content Producer T.J. Hensley
Digital Content Producer/Photographer Tony Huynh
Associate Producer/Editor William Rodriguez
Digital Content Coordinator Kaylie Castile
Content Studio Coordinator Matt Holmes
Digital Assets Coordinator Veronica Vintilla

DIGITAL CONTENT

Director of Digital Content Dan Savage
Digital Content Manager Josh Cohen

DIVERSITY, EQUITY AND INCLUSION

Chief Diversity, Equity & Inclusion Officer Esu Ma'at
Diversity, Equity & Inclusion Manager Michelle Hayes

EVENTS

Senior Director of Events & Engagement Diane Cicarelli
Assistant Director of Events & Engagement Katie Dallas
Events & Engagement Manager Jessica Van Heyde
Grassroots Events & Engagement Specialist Gabrielle Reiff
Events & Engagement Coordinator Olivia Wiggins

FINANCE

Senior Vice President of Finance Jeff Bissey
Director of Finance Mark Shaffer
Payroll Manager Sonia Perez
Senior Financial Analyst Jonathan Zarkin
Staff Accountants Amber Bryant, Tyler Tinsley
Payroll Specialist Brooke Barker
Accounts Payable Specialist Terevia Davis

GLOBAL PARTNERSHIPS ACTIVATION

Director of Global Partnerships Activation Michael Loulan

Assistant Director of Global Partnerships
Activation & Strategy Jordan Serio
Senior Global Partnerships Activation
Account Manager Rich Carbone
Global Partnerships Activation
Account Managers Elliott Kiadii, Kevin Leighton
Global Partnerships Activation Account Representative Jordan Gilman
Global Partnerships Specialist Sabrina Riggs

GLOBAL PARTNERSHIPS SALES

Chief Sales Officer Michael Forde
Senior Vice President of Global Partnerships J.T. McWalters
Director of Global Partnerships Sales Steven Duffy
Senior Global Partnerships Sales Managers
..... David Kucinski, Aaron Morrison
Global Partnerships Sales Managers
..... Sydney Cook, Malcolm Mompoin

Global Partnerships Strategy Coordinator Ryan Pellerin

GRAPHIC PRODUCTION

Associate Creative Director Amanda Lott
Graphic Designers Elijah Benedicto, Rudy Lopez, Michael Van Rhee

INFORMATION TECHNOLOGY

Executive Vice President of Technology Jeff Lutes
Senior Director of Technology Victor Porras
Senior Technology Project Manager Jeremy Meyer
Systems Administrator Raeven Broadnax
Senior Systems Engineer Alex Asaturyan
Technical Services Specialist Dylan Randazzo
Technical Services Analysts Mathew Hurlock, Obad Velez

LEGAL SERVICES

Senior Vice President & General Counsel Nyea Sturman
Associate General Counsel Andre Salhab
Associate Counsel Mia Treuer
Paralegal/Manager of Legal Services Danez Lockhart

MAGIC CARPET AVIATION

Magic Carpet Aviation General Manager Tommy Ashe
Hangar Manager Glenn Hemphill

MARKETING

Executive Vice President of Marketing
& Social Responsibility Shelly Wilkes
Vice President of Live Entertainment
& Production Geoff Krohmer
Director of Live Entertainment Tyler Edwards
Director of Marketing Marie Heikinen Webb
Director of Digital Programming Owen Fasolas
Assistant Director of Fan Engagement Spencer Sage
Senior Manager of Digital Programming Owen Sanborn
Entertainment Teams Manager Jeanine Klem-Thomas
Live Entertainment Manager Norman Shea
Digital Content Distribution Manager Sarah Potter
Marketing Strategy Manager Joshua Smith
Marketing Media Manager Stephanie Rivera Casiano
Digital Content Specialist Lorenzo Guerrero
Executive Assistant to Marketing, DEI,
Social Responsibility and Strategy Tanisha Kalipersaud

PEOPLE TEAM

Chief People Officer Audra Romao
Vice President of People Brenda Hayslett
Director of Talent Engagement, & Development Denny Voyles
Director of Office Services Paula Scilipoti
Senior Talent Engagement Manager Karen Rundle
Benefits/HRIS Administrator Lisa Abraham
Employee Experience Manager Grisela Quiles
Learning and Development Manager Jill Cramer
Office Services Manager Mike Izzo
Senior Lead Office Services Coordinator Nikki Green
Housekeeping Assistant Berenice Amaro
Executive Assistant to Chief People
Officer & EVP of Technology Alaina Ritchie

PREMIUM & CLIENT SERVICES

Executive Vice President of Premium & Client
Services, Fan Experience and Operations Katie Stocz Miller
Senior Director of Premium & Client
Service and Fan Experience John Youngblood
Assistant Director of Premium Services Tijuanna Nunn Compton

Assistant Director of Client Services Courtney Quintero
Assistant Director of Fan Experience Michah Denney
Senior Premium Services Manager Matt Price
Premium Services Managers Brynne Galan, Whittney Lockhart,
..... Lauren Williams, Justin Wrasman
Fan Experience Manager Alejandro Gonzalez
Premium Services Specialist Rose Sanders
Client Services Specialists
..... Kari Lane, Carlos Marin, Jamia Singleton

Executive Assistant of Client &
Community Relations Stormy Washington

RETAIL

Director of Retail Operations Nick Long
Senior Retail Buying Manager Aubri Yamonaco
Retail Team Shop Manager Samantha Holt

SOCIAL RESPONSIBILITY

Vice President of External Affairs
& Philanthropy Maritza Martinez-Guerrero
Director of Social Responsibility Keshia Woodie
OMYF Executive Director Laura Cutchens
OMYF Development Director Larissa Sanders
Social Responsibility Manager Rachel Cohen
Youth Engagement &
Development Manager Adly Santiago Rivera
Social Responsibility Coordinator Brianna Smith
Community Ambassadors Nick Anderson, Bo Outlaw

SPORTS & ENTERTAINMENT DISTRICT

Vice President of Sports & Entertainment District Pat Gallagher

STRATEGY

Executive Vice President of Strategy & Innovation Jay Riola
Director of Business Strategy Ali Anderson
Director of Digital Marketing Lauren Lambis
Assistant Director of CRM & Lifecycle Marketing Erin Quigg
Assistant Director of Innovation Andrew Bekemeyer
Senior Data Engineer Josh Auter
Senior CRM Manager Chase Moyer
Senior Business Intelligence Analyst Chris Wilson
Email and Marketing Automation Strategist Loraine Buelhoff
Digital Marketing Designers Luis Santiago, Chris Vargas
Strategy Analyst Michelle Stenger
Business Intelligence Data Analyst Christina Lewark
App and Digital Marketing Strategist Alexandria Hakman
Innovation Specialist Zach Webster
CRM Coordinator Jack Prosceno
Lead Web Designer/Developer Aaron Burns

TICKET OPERATIONS

Vice President of Ticket Operations Paul Moletteire
Director of Ticket Operations Bill Mauger
Assistant Directors of Ticket Operations
..... David Turner, Thomas Velasquez
Senior Ticket Operations Representatives
..... Danny Grebosz, Katie Nied

TICKET SALES

Executive Vice President of Sales and Operations Chris D'Orso
Vice President of Premium, Season
Tickets and Plan Sales Chuck Lichty
Senior Director of Tourism and Group Sales Haley Meier
Assistant Director of Season and Plan Sales Gary Mata
Assistant Director of Group Sales Nathan Burger
Senior Premium Sales Managers Cooper Farrer, Kellie Griffiths
Senior Tourism Sales Manager Danielle Pechous
Premium Sales Account Executive Johnathan McCall
Senior Season Ticket Account Executives
..... Matan Cohen, Jack Lensky, Pete Manetas, Kerlon Williams
Season Ticket Account Executives
..... Golan Cohen, Tanner Pray, Alexander Segars
Senior Group Sales Account Executive Zack Cervone
Group Sales Account Executives Justin Wanner, Caitlin Williamson
Tourism Account Executive Jess Lott, Rosa Rivas
Ticket Sales Account Associates Billy Bunting, Sara Galvis,
..... Stacy Helman, Freud Laguerre, Jessica Lima, Gunner Linhart,
..... Nicholas Puerto, Jahmon Taylor, Katie Walker
Ticket and Premium Sales Coordinator KyLee Gregos
Ticket Sales and Service Coordinator Faith Smith
Executive Assistant to Sales and Operations Carrie Mack



The DeVos family purchased the Orlando Magic in September of 1991. Since then, the family has proudly served in its self-appointed role as the franchise’s “caretaker” while operating under the belief that the NBA franchise really belongs to the Central Florida community and the loyal Magic fans.

Orlando Magic Tenure

Since 1991, the franchise has won six division championships, two Eastern Conference titles and had seven 50-win seasons, including a franchise-record 60 victories in 1995-96. The Magic have advanced to the playoffs 16 times during that span, while finishing with a .500 record or better in 17 of the last 31 seasons.

The operation of the Magic has always been a passion and priority for the entire family – starting with the late Rich and Helen DeVos, and their four children and spouses. Today, Rich and Helen’s grandchildren, as the third generation of DeVos family members, are increasingly active with the team and affiliates as well.

Affiliates include the team’s NBA G League franchise, the Osceola Magic, which captured the NBA G League championship in 2020-21; the Orlando Solar Bears of the ECHL, which serves as the affiliate to the National Hockey League’s Tampa Bay Lightning; and Magic Gaming, which competes in the NBA 2K League.

Philanthropy

The DeVos family is actively involved with philanthropic and community efforts in Central Florida and beyond – contributing more than \$500 million in the last five years alone to nonprofit causes. Much of the family’s philanthropy supports efforts to come alongside underserved communities and support their work to enact meaningful change, remove barriers, and allow for all to achieve their full potential. One such effort is a partnership with the Orlando Magic Youth Foundation (OMYF), which seeks to positively impact nearly 100,000 youth each year through programs addressing education, the arts, homelessness, and health and wellness. The DeVos family covers all operating expenses for the OMYF so that each dollar raised can go to kids who will benefit from it.

Commitment to Orlando

The family played a key role in helping to secure the state-of-the-art Amway Center in Orlando. Opening in October 2010, the Amway Center is part of a public community venues program that also includes a new Performing Arts Center and a renovation of the Citrus Bowl Stadium. The Magic and the DeVos family also contributed \$12.5 million toward construction of five community recreation centers throughout Orange County, Florida, as part of its commitment to build the new Amway Center.

DeVos family members were introduced to the Central Florida community during Orlando’s drive to bring a Major League Baseball team to “The City Beautiful.” An ensuing relationship was formed between the DeVos family and the city of Orlando that culminated with the purchase of the team.

The family patriarch and Amway co-founder, Rich, understood the impact professional sports can have on the upcoming generation and inspired his family to remain committed to ensuring the team provides a positive, encouraging example for all.

RICH AND HELEN DeVOS COURT MEMORIAL

In 2019, the Orlando Magic permanently dedicated its home court at the Amway Center to honor its late Senior Chairman, Rich DeVos and his late wife, Helen DeVos. The court prominently features a “Rich and Helen DeVos Court” memorial insignia.

After purchasing the Magic in 1991, Rich and Helen’s vision was that the team and organization would serve as a platform to improve the Central Florida community. They led by example donating more than \$2 million annually to the local community through grants, sponsorships of events, donated tickets and autographed merchandise. Their legacy lives on today through the Orlando Magic’s community and philanthropic contributions.





DAN DeVOS
Chairman/Governor

Dan DeVos serves as chairman of the Orlando Magic and a member of the NBA Board of Governors. In this role, he focuses on long-term strategic planning for the organization and new business initiatives. He also represents ownership in business and public relations activities while working closely with the Magic’s CEO regarding business and basketball operations.

DeVos is chairman of RDV Sports which, in addition to the Orlando Magic, includes the Orlando Solar Bears of the ECHL, the Osceola Magic of the NBA G League, and Magic Gaming of the NBA 2K League. He also leads the Orlando Magic Youth Foundation as the organization’s chairman.

In addition to his commitment to the Magic, DeVos supports a number of sports, business and philanthropic endeavors. He is co-owner, CEO and governor of the Grand Rapids Griffins of the American Hockey League (AHL) – the 2013 and 2017 Calder Cup Champions, and the top affiliate for the NHL’s Detroit Red Wings. DeVos serves as a member of the AHL’s executive committee as well.

In business, DeVos is chairman and CEO of DP Fox Ventures, LLC, a diversified business development and management company with interests in real estate, transportation and sports. DP Fox employs more than 1,800 professionals through companies including Fox Powersports and Fox Motor Group, a retail transportation group representing 46 manufacturers at 38 locations in Michigan and Chicago.

A member of the board of directors of Amway, the world’s largest direct selling company, DeVos also serves as president/CEO of Cape Eleuthera Resort and Marina on the island of Eleuthera in The Bahamas. Additionally, DeVos is a partner in the Georgian Automotive Group, based in Barrie, Ontario, as well as a partner of CWD Real Estate Investment in Grand Rapids, Michigan.

DeVos is involved in a variety of philanthropic organizations including serving on the board of trustees for Hope Network Foundation, as past president of the board of the Grand Rapids Symphony, and as vice chair of the Grand Valley University Foundation. He also serves on the board of trustees for Northwood University, his alma mater.

His wife, Pamela, is president and creative director of PAMELLA ROLAND. They have two daughters and one son.



ALEX MARTINS
Chief Executive Officer/Alternate Governor

Alex Martins, who has spent 36 years in professional sports management and rejoined the Magic in June 2005, was promoted to chief executive officer on December 7, 2011. He previously served as president for more than one year and was the team’s chief operating officer from 2006-10. Martins also serves as CEO of SED Development, LLC, an affiliate of the Magic which is currently planning an entertainment mixed use development across Church Street from the Amway Center. Martins represents the Magic as the team’s alternate governor to the NBA Board of Governors, as well as managing partner of the Osceola Magic, Orlando’s affiliate in the NBA G League, as well as having served on the NBA’s Season Restart Committee which has advised the league on the return to play from the COVID-19

hiatus. Martins also serves on the NBA G League Labor Relations Committee.

Martins, who served in various senior-level management capacities with the Magic between 1989-98 and as the organization’s executive vice president of marketing and franchise relations in 2005-06, oversees all operations of the club, as well as those of the Orlando Solar Bears of the ECHL and the Osceola Magic of the NBA G League.

During the past 17 years, Martins led the Magic in a transformation of its business operations, while overseeing a ticket sales, premium sales and corporate partnership effort which saw the most successful business year in the history of the franchise in the 2022-23 season. Additionally, under its previous most successful business year in 2010-11, the team received the recognition of the *SportsBusiness Journal* which named the Magic as a finalist for Professional Sports Team of the Year, the only NBA team to be named a finalist that year.

Similarly, Martins has spearheaded the transformation of the current Magic basketball operations department, with the hiring and management of the current basketball administration leadership. Martins also oversaw the development staff for the construction of the Magic’s new, 130,000-square-foot AdventHealth Training Center, which opened during the summer of 2022.

Included in the franchise’s success during his tenure, has been the largest season ticket base in franchise history in 2010-11 (14,200), the most successful corporate partnership sales effort in franchise history in 2021-22 and the highest group ticket sales in the NBA four of the last five years. Amongst these records is the largest increase in attendance in the NBA over the five-year period from 2010-15.

Martins was instrumental in helping to secure the state-of-the-art Amway Center in Orlando. The Amway Center is part of a public community venues program that also includes a new Performing Arts Center and a renovation of the Citrus Bowl Stadium. The new Amway Center opened in October 2010. The facility was named a finalist for the *SportsBusiness Journal*’s Sports Facility of the Year Award for two consecutive years and captured the award in 2012. Additionally, the Magic also contributed \$20 million toward and constructed five community recreation centers throughout Orange County, Florida, as part of its commitment to build the new Amway Center. The Amway Center was also honored in 2013 with the Customer Experience Award during TheStadiumBusiness Awards presentation held in association with TheStadiumBusiness Summit in Manchester, England.

At the annual NBA Sales and Marketing Meetings, the Magic have regularly been recognized with several awards during the past decade including the “New Full Season Ticket Award” twice for being No. 1 in the NBA in new full season tickets sold, a “90 Percent Renewal Award” for being just one of five teams to achieve a 90 percent-or-higher season ticket renewal rate in 2007, a “Sponsorship Account Performance Award” for the extraordinary number of accounts secured by the global partnerships department and the “Retailer of the Year Award” twice, for the team’s retail sales performance. The team has also been awarded the NBA Sponsorship Retention Award in two of the last three seasons. The team was also recognized this past season as #1 in the NBA for customer experience by the NBA.

Martins originally joined the Magic as director of publicity/media relations in April 1989. In September of 1996, he was promoted to senior director of communications. He also previously served as the Chairman of the Board of the Magic Action Team Community Fund. The Magic Action Team Fund developed into the Orlando Magic Youth Foundation, which has distributed more than \$26 million to local nonprofit organizations during the last 31 years, including more than \$1 million last season. Additionally, Martins served on the developmental board of the DeVos Sport Business Management Program at the University of Central Florida. The program has been funded through a \$9 million endowment by Rich and Helen DeVos and awards dual Masters degrees in Sport Management and Business Administration.

Martins also has served as the senior vice president of marketing and branding for the NBA's New Orleans Hornets, vice president of communications and public affairs with the NFL's Cleveland Browns and vice president of sports ventures with the Tavistock Group. At Tavistock, Martins served as tournament director of The Tavistock Cup, a PGA Tour-sanctioned event.

Martins started his career as a student assistant in the Villanova sports information department, assisted in the Philadelphia 76ers public relations department and was also the assistant sports information director at Georgetown University (1988-89).

Martins currently serves as the Chair of the UCF Board of Trustees. He previously served as Vice Chair, as well as Chair of the Educational Programs Committee and the Finance and Facilities Committee. Martins is also past chairman of the Metro Orlando Economic Development Commission and The Central Florida Partnership, as well as past chairman of the Orlando Community Construction Corporation, the entity responsible for the construction of the Dr. Phillips Center for the Performing Arts. He also has served on the board of directors of the Orlando/Orange County Convention & Visitors Bureau and the Central Florida Commission on Homeless. Martins also currently serves on the Central Florida board of directors for Seaside National Bank & Trust, and is the Chairman of the Governor's Council of the Orlando Economic Partnership.

In April 2015, Martins received the James B. Greene Economic Development Award, which is the highest honor bestowed by the Orlando Economic Development Commission, and recognizes an individual whose work has contributed substantially to the economic prosperity of the region. In 2013, he was awarded the Charles Andrews Memorial Hospitality Award for Community Leadership by the Central Florida Hotel and Lodging Association. The award is CFHLA's highest honor recognizing an individual's achievements and contributions to the Central Florida hospitality industry as well as the community at large. Martins was also named to *Florida Trend's* Florida 500 list, as well as *Orlando Magazine's* 50 Most Powerful People of 2022. In May 2023, he received the Chairman's Award of Excellence from the Greater Orlando Sports Commission, which honors a role model in the Central Florida region that has been a long-term contributor to both the GOSC and the local community.

Following the tragedy at Pulse nightclub in June 2016, Martins was chosen by the City of Orlando to Chair the board of directors for the largest fund for victims of the shooting, the city-sponsored OneOrlando fund.

Martins earned his MBA from the University of Central Florida, where he is a member of the College of Business Administration's Hall of Fame and recipient of University's Distinguished Alumnus Award. He also serves on the Dean's Executive Council for the College of Business Administration at UCF, and was honored with the opportunity to serve as Commencement Speaker at UCF in August 2008.

A native of Kearny, New Jersey, Martins earned a Bachelor of Science degree in business administration from Villanova, where he graduated from in 1986. He resides in Winter Park, Fla. Martins and his wife, Juliet, have two daughters, Sophia (19) and Gabrielle (17).

BASKETBALL OPERATIONS



To be World Champions on and off the court,
delivering legendary moments every step of the way.



JEFF WELTMAN
President of Basketball Operations

Jeff Weltman, who brings more than 32 years of experience in basketball operations in the NBA, was named president of basketball operations of the Orlando Magic on May 23, 2017. He is responsible for overseeing all aspects of the team’s basketball operations department.

Since joining Orlando, the Magic advanced to postseason play in back-to-back seasons in 2018-19 and 2019-20 for the first time in eight years (since 2010-11 and 2011-12). During his second season in Orlando (2018-19), the Magic clinched a berth into the NBA Playoffs for the first time since 2012 and captured

the Southeast Division title, their first since 2009-10.

Orlando selected Paolo Banchero with the first overall pick of the 2022 NBA Draft. He went on to capture the 2022-23 NBA Rookie of the Year, becoming the third player in franchise history to ever win the award. Franz Wagner, the eighth overall pick of the 2021 NBA Draft, was named to the 2021-22 NBA All-Rookie First Team.

Weltman came to Orlando after four seasons with the Toronto Raptors, including his final season as general manager (2016-17). He joined the Raptors as executive vice president, basketball operations in 2013.

Prior to joining Toronto, Weltman spent five seasons as assistant general manager of the Milwaukee Bucks from 2008-13. During his tenure with Milwaukee, he assisted in all basketball, salary cap and administrative matters.

Weltman came to Milwaukee following one year as director of basketball administration in Detroit (2007-08) and five seasons as assistant general manager with the Denver Nuggets (2001-06).

During his time in Denver, Weltman helped engineer personnel moves that shifted the Nuggets from a struggling team with no salary cap flexibility to one of the up-and-coming teams in the NBA. The Nuggets won 49 games in 2004-05, the fourth-most since the franchise joined the NBA in 1976. In 2003-04, the Nuggets posted the sixth-biggest turnaround in NBA history, improving their win total by 26 games and reached the playoffs for the first time since 1995.

Weltman joined the Nuggets after spending 13 seasons with the Los Angeles Clippers, where he served as director of player personnel since 1994.

The New York native originally joined the Clippers as video coordinator in 1988 and was immediately elevated to a scouting position. During his last season in Los Angeles (2000-01), the Clippers improved their win total by 16 – the biggest turnaround in the league.

Weltman graduated in 1987 from Oberlin College in Ohio, where he earned two varsity letters in basketball. He and his wife, Alexis, have twin daughters, Lucy and JJ.



ANTHONY PARKER
General Manager

Anthony Parker was named general manager of the Orlando Magic in July 2023.

Parker served as assistant general manager for two seasons (2021-23). He rejoined Orlando after spending four seasons (2017-21) as general manager of the Lakeland (now Osceola) Magic of the NBA G League. Under his leadership, Lakeland recorded 94 regular season victories since beginning play, tied for the most in the NBA G League during that span. They capped off the 2020-21 campaign by winning the NBA G League championship.

Prior to joining Lakeland, Parker spent five seasons (2012-17) as a scout with

the Orlando Magic.

Originally selected in the first round (21st overall) of the 1997 NBA Draft by New Jersey, Parker played in 494 career NBA regular season games (423 starts) during nine seasons (1997-2000, 2006-12) with Philadelphia, Orlando, Toronto and Cleveland, averaging 9.1 ppg., 3.2 rpg. and 2.3 apg. in 27.8 minpg., while shooting .404 (596-1,474) from three-point range. He also appeared and started in 22 career NBA playoff contests, averaging 10.9 ppg., 4.0 rpg., 1.4 apg. and 1.00 stlpg. in 34.9 minpg., while shooting .407 (33-81) from three-point range.

Parker also spent six seasons (2000-06) playing professionally in Europe – five seasons in Israel with Maccabi Tel Aviv and one in Italy with Lottomatica Roma. While with Maccabi, he helped them capture five Israeli Super League national championships, five Israeli National Cups and three European titles (two EuroLeague championships and one FIBA SuproLeague championship). Parker was named EuroLeague MVP in both 2003-04 and 2004-05.

Parker played at Bradley University for four seasons from 1993-97. He completed his collegiate career as one of only two players in school history (joining Hersey Hawkins) to finish in the school’s top 10 all-time lists in scoring (1,683 points, eighth), assists (355, ninth), steals (159, seventh) and blocked shots (78, fifth). Parker was named Most Valuable Player of the Missouri Valley Conference following his junior season (1995-96) and was honored as one of 15 players named to Bradley’s All-Century basketball team in 2003.

Parker also excelled academically while at Bradley. As a chemistry major, Parker was a two-time recipient of the Major Robert H. Lawrence Jr. Scholarship, given annually to an African-American student who does outstanding work in the field of chemistry. He switched his major during his senior year to liberal arts and science.

Parker and his wife, Tamy, have two sons, Alonso and Julian.



PETE D’ALESSANDRO
Executive Vice President of Basketball Operations

Pete D’Alessandro was promoted to executive vice president of basketball operations in July 2023. He joined Orlando as assistant general manager in June 2017 and was promoted to associate general manager in August 2022.

D’Alessandro came to the Magic after spending two seasons (2015-17) as senior vice president of business and team operations with the Denver Nuggets. It was his second stop in Denver, after spending 2013-15 as general manager of the Sacramento Kings. Previously, he spent three seasons in Denver, beginning in 2010 as advisor to the executive vice president of basketball operations, Masai

Ujiri. In 2012-13, he was promoted to vice president of basketball operations, playing an instrumental role in assisting Ujiri with the crafting of a roster that resulted in a 57-win season; a win total that remains the team’s best regular season record since joining the NBA in 1976.

From 2004-08, D’Alessandro worked for the Golden State Warriors. Hired by Hall of Famer and head of basketball operations Chris Mullin, D’Alessandro initially served as director of basketball operations. He was soon promoted to assistant general manager. During his time at Golden State, he was part of the management team that resuscitated the organization from a 12-year playoff drought by assembling the 2006-07 “We Believe” squad. The Warriors went on to beat the Dallas Mavericks during the First Round, becoming the first #8 seed in NBA history to defeat a #1 seed in a seven-game playoff series.

Prior to working on the team side of the business, D’Alessandro spent seven years working as a vice president at a Washington, D.C.-based sports agency which represented both NBA and international basketball players.

D’Alessandro began his basketball career in 1986 as a student at St. John’s University. He served as video coordinator for the men’s basketball team from 1986-1990 under Hall of Fame Coach Lou Carnesecca. He later graduated from Nova Southeastern University School of Law in May of 1994 and was admitted to the New York State Bar in 1995.

D’Alessandro and his wife, Leah, have a daughter, Kate (14) and a son, Ben (11).



DAVID BENCS
Assistant General Manager

David Bencs begins his 14th season with the organization and was promoted to assistant general manager in July 2022.

Bencs supports all areas of basketball operations, including serving as the leader of the basketball analytics department, contributing to strategic planning and player personnel decisions, and assisting coaching, player development and high performance departments with their data, process and analytics initiatives.

Bencs served as director of basketball analytics for five seasons (2017-22), where he oversaw the organization’s significant growth in investing in basketball

analytics. Before joining basketball operations in 2014, he was a founding member of the Magic’s business strategy department, where he spearheaded novel analytical approaches in ticket pricing, product development and fan behavior modeling. Bencs also assisted in the planning and development of a best-in-class business data warehouse and technology stack.

Prior to joining the Magic, Bencs was a Research Analyst at TNS in Cincinnati, Oh., where he conducted product and marketing research for a Fortune 100 CPG company.

A native of Hungary, Bencs earned a BS and MS degrees in economics from the University of Pecs. He also holds MBA and Master’s degrees in sports administration from Ohio University. He and his wife, Katinka, reside in Orlando, Fla., with their daughter, Zoe (8).



JAMAHL MOSLEY
Head Coach

Jamahl Mosley became the 15th head coach in Orlando Magic history on July 11, 2021.

Mosley has compiled a career NBA regular season record of 56-108 (.341). During the 2022-23 campaign, he led the Magic to a 34-48 record, which was a 12-game improvement from the previous season - the best improvement in the Eastern Conference and third-best in the NBA. During his first season at the helm (2021-22), Orlando finished 22-60 (.268). Mosley made his NBA head coaching debut on Oct. 20, 2021 @ San Antonio and recorded his first NBA head coaching

win on Oct. 24, 2021 @ New York.

Mosley came to Orlando after spending the previous seven seasons (2014-21) as an assistant coach with the Dallas Mavericks. While on the coaching staff, the Mavericks reached the NBA Playoffs four times. He has also served as the head coach on the Mavericks summer league team that competed in Las Vegas.

Prior to joining the Mavericks, Mosley spent four seasons (2010-14) as an assistant coach with the Cleveland Cavaliers. Before joining the Cavaliers, Mosley spent five seasons (2005-10) with the Denver Nuggets. His tenure began in player development and advance scouting, before becoming an assistant coach for his last three seasons (2007-10) with the franchise. The Nuggets reached the playoffs, winning 50 games or more, each of his final three years. They won the Northwest division twice and earned a trip to the Western Conference Finals in 2009.

Mosley was a four-year letterman at the University of Colorado (1997-2001), where he is one of 33 players in school history to score more than 1,000 points. Following his collegiate career, he played four seasons of professional basketball overseas, including two years for the Victoria Titans (Australia), one year with Baloncesto Leon (Spain) and one year in Korea.

Mosley was named head coach for the 2023 USA Select Team, which trained with the Men’s National Team prior to the FIBA World Cup. He also served an assistant coach for the 2021 USA Select Team and as an assistant coach at the 2018 USA Basketball Men’s National Team mini-camp. Mosley has also participated in Basketball Without Borders in Africa on several occasions.

A native of Milwaukee, Wisconsin, he and his wife, Kristina, have three children, Jemma, C.J. and Chance.

JAMAHL MOSLEY NBA COACHING RECORD

YEAR	TEAM	REGULAR SEASON			FINISH	PLAYOFFS		
		W	L	PCT.		W	L	PCT.
21-22	Orlando	22	60	.268	4th/Southeast	--	--	--
22-23	Orlando	34	48	.415	4th/Southeast	--	--	--
TOTALS (2 SEASONS)		56	108	.341	PLAYOFF TOTALS	--	--	--



NATE TIBBETTS
Assistant Coach

Nate Tibbetts begins his third season as an assistant coach with the Orlando Magic.

Tibbetts joined the Magic after spending eight seasons (2013-21) with the Portland Trail Blazers. After six seasons (2013-19) as an assistant coach, he served as associated head coach for his final two seasons (2019-21).

Before his time in Portland, Tibbetts spent two seasons (2011-13) as an assistant coach with the Cleveland Cavaliers.

Prior to his tenure with the Cavaliers, Tibbetts served as head coach of the NBA Development League’s Tulsa 66ers for two seasons (2009-11). During that time, he guided the Oklahoma City Thunder’s D-League affiliate to a 64-41 (.610) record and two trips to the playoffs. Tibbetts was selected to lead the West Team in the 2011 D-League All-Star Game, after guiding Tulsa to a conference-best 24-10 record heading into the break. He was also selected to be the United States head coach in the 2011 Pan American Games, where he led the group of D-League players to a bronze medal, USA’s first medal since 1999. Tibbetts was also a member of the D-League’s Sioux Falls Skyforce coaching staff for four seasons (2005-09) and was promoted to head coach after his first two campaigns.

Tibbetts began his coaching career as an assistant coach at the University of Sioux Falls from 2001-05. He enjoyed a stellar collegiate playing career at the University of South Dakota and ranks second on the school’s all-time career lists in assists (678) and steals (215).

Tibbetts and his wife, Lyndsey, have two daughters, Jordyn and Londyn.



JESSE MERMUYS Assistant Coach

Jesse Mermuys begins his third season as an assistant coach with the Orlando Magic.

Mermuys brings 22 years of coaching experience at the high school, collegiate, NBA G League and NBA levels. Mermuys served as head coach for the Orlando Magic during the 2022 NBA 2K3 Summer League in Las Vegas. During the 2021-22 campaign, he also filled in as head coach for the Magic, as Jamahl Mosley and Nate Tibbetts could not be on the bench due to Health and Safety Protocols.

He joined Orlando after spending two seasons (2019-21) as an assistant coach with Sacramento. Prior to joining the Kings, Mermuys spent three seasons (2016-19) as an assistant coach with the Los Angeles Lakers.

During the 2015-16 season, Mermuys was named head coach/assistant general manager of the Toronto Raptors' NBA G League affiliate, Raptors 905, leading them to a record of 23-27 in the team's inaugural season. Before becoming head coach of Raptors 905, he served as an assistant coach for the Toronto Raptors for two seasons (2013-15) seasons. Mermuys was also the Raptors Summer League coach in Las Vegas in both 2014 and 2015. During the 2013-14 campaign, he was assistant coach and director of player development with the Houston Rockets, after spending the previous four seasons (2008-12) as a video coordinator, advance scout and assistant coach/advance scout for the Denver Nuggets.

A native of Tucson, AZ, Mermuys began his coaching career at Salpointe Catholic High School (Tucson), where he was the head freshman and varsity assistant coach from 2001-2003. He was then an assistant coach at Pima Community College in his hometown from 2003-04. Mermuys later served an assistant coach for Southern Utah in 2005-06, then became video coordinator at New Mexico State in August 2006. He was named director of basketball operations at his alma mater, the University of Arizona, in October 2006, where he worked until 2008.

In 2019, Mermuys became one of the first NBA assistant coaches to be selected as a USA Basketball Junior National Team minicamp court coach, working with the Men's Junior National Team at the United States Olympic & Paralympic Training Center in Colorado.



DALE OSBOURNE Assistant Coach


Dale Osbourne begins his third season as an assistant coach with the Orlando Magic.

Osbourne came to the Magic after spending nine seasons (2012-21) as an assistant coach with Portland.

Prior to joining the Trail Blazers, Osbourne spent parts of three seasons as an assistant coach with the Tulsa 66ers, the Oklahoma City Thunder's NBA Development League team, before being promoted to head coach in December 2011. There he caught the eye of USA Basketball, who selected him as an

assistant coach for the 2011 Pan American Games. The United States would medal there for the first time since 1999.

Osbourne has also been an assistant coach with the D-League's Utah Flash and Austin Toros, in addition to coaching tenures in the WNBA, CBA and USBL. In seven years as an assistant coach at the University of South Alabama, Osbourne helped guide his alma mater to a pair of Sun Belt Conference titles.



BRET BRIELMAIER Assistant Coach

Bret Brielmaier begins his third season as an assistant coach with the Orlando Magic.

Brielmaier joined the Magic after spending the 2020-21 campaign as head coach of the Long Island Nets of the NBA G League.

Prior to Long Island, Brielmaier spent four seasons (2016-20) as an assistant coach with the Brooklyn Nets. He spent the previous three seasons (2013-16) in the same capacity with the Cleveland Cavaliers and was a member of the coaching staff of the 2016 NBA Champions.

Brielmaier began his coaching career in San Antonio, spending four seasons (2009-13) with the Spurs. He started as a player development assistant, before becoming the team's video coordinator for his final three seasons (2010-13).

A native of Mankato, MN, Brielmaier played collegiately at the University of Arizona, under the direction of Hall of Fame head coach Lute Olsen. He was a member of four NCAA Tournament teams before earning his first coaching job as an undergraduate assistant coach under Arizona interim head coach Russ Pennell during the 2008-09 season.

Brielmaier and his wife, Kristina, have a son, Brooks, and two daughters, Elle and Lilia.



LIONEL CHALMERS Assistant Coach

Lionel Chalmers begins his seventh season with the Orlando Magic and his third as assistant coach. He spent two seasons (2019-21) as associate coach/player development. Chalmers began his coaching career in 2017-18 with the Magic as a video coordinator.

Chalmers was originally selected by the L.A. Clippers in the second round (33rd overall) of the 2004 NBA Draft. He played in 36 games with the Clippers during the 2004-05 campaign. Chalmers went on to play professionally for 11 seasons, including stops in Greece, Spain, Italy, Russia, Turkey, Bulgaria and France, and was a member of five championship teams. During the 2008-09 season, he led the Russian Basketball Super League in scoring, averaging 21.4 ppg.

Chalmers played in 123 career games (99 starts) at Xavier University from 2000-04, averaging 12.7 ppg., 3.3 apg., 2.9 rpg. and 1.25 stlpg. in 31.7 minpg. As a senior (2003-04), he averaged 16.6 ppg. and helped the Musketeers reach the Elite Eight during the 2004 NCAA Tournament. Chalmers was inducted into the Xavier Athletics Hall of Fame in 2015.

A native of Albany, N.Y., Chalmers earned his bachelor's degree in organizational communications from Xavier University. He and his wife, Juenethia, have two daughters, Londyn and Giuliana, and a son, Leo.



ARNIE KANDER
Vice President of Player Performance and Wellness

Arnie Kander was named vice president of player performance and wellness in April 2023.

Kander, who brings more than 24 seasons of NBA experience, will be responsible for overseeing the Magic’s high performance staff, including the management of athletic training services, injury reduction and rehabilitation programming, strength and conditioning, sports science and recovery, and player nutrition.

An innovator in the fields of injury prevention, sports rehabilitation and physical conditioning, Kander is renowned in the professional sports world for his unique methods of application. He has designed recovery and workout programs that have proven to be successful.

Kander spent 23 seasons with the Detroit Pistons, originally joining the team during the spring of 1992, when he became the team’s first strength and conditioning coach. His duties in Detroit included the prevention, treatment and rehabilitation of injuries, as well as the design and implementation of specific programs that are aimed at enhancing individual players’ flexibility, strength and aerobic conditioning.

Kander also spent the 2015-16 season with the Minnesota Timberwolves as vice president of sports performance. Following his stint with Minnesota, Kander consulted with the Pistons and the Cleveland Cavaliers, while also working individually with a host of NBA players.

A 1987 graduate in physical therapy from Wayne State University, Kander began his career as the sports coordinator at Crittenton Fitness Institute. From there, he went to Rochester Knee and Sports Therapy where he worked as a staff therapist. Kander began his association with the Pistons while working at Rochester Knee and Sports. His interest in strength and conditioning began while studying dance with the Virginia Ballet Company from 1983-86. He has since submitted several research projects on isokinetic strength testing, jump training and developing a jump platform system. While working with the Pistons, Kander consulted and developed conditioning programs for some of the Detroit area’s finest professional and amateur athletes.

Kander has a son, Ian, and a daughter, Lindsay.



ERNEST EUGENE
Head Athletic Trainer

Ernest Eugene begins his sixth season as head athletic trainer of the Orlando Magic. He joined Orlando after spending four seasons (2014-18) as assistant athletics director for sports medicine at Virginia Tech.

Eugene came to Virginia Tech following six seasons (2008-14) as the athletic trainer for the men’s basketball program at Marquette University, where he was promoted to director of sports medicine during his final year.

Prior to his time at Marquette, Eugene spent five seasons (2003-08) as the assistant athletic trainer with the Washington Wizards, where his duties included prevention/rehabilitation of injuries, travel administration and injury tracking. Before his tenure with the Wizards, he served as a seasonal intern athletic trainer with the NFL’s Washington Redskins in 2003.

A native of Washington, D.C., Eugene received a doctorate degree (Ed.D.) from East Tennessee State University in May 2018. He earned his master’s degree in allied health management from The Ohio State University, where he also served as a graduate assistant athletic trainer (2001-03). Eugene is certified as an athletic trainer (ATC), Performance Enhancement Specialist (PES), Corrective Exercise Specialist (CES) and in Graston Techniques. He also holds a Sports Manual Therapy Certification (SMTTC) through the Institute of Athlete Regeneration, as well as a certification in Personalized Blood Flow Restriction Rehabilitation through Owens Recovery Science.

Eugene is an active member of the National Athletic Trainers’ Association (NATA), the National Basketball Athletic Trainers’ Association (NBATA), where he currently serves on both the 401(k)/Finance Committee and the Alumni Relations Committee, and the National Academy of Sports Medicine (NASM).

Eugene graduated from George Washington University in 2000, earning a bachelor of science in exercise science, with a concentration in athletic training. In addition, while at Virginia Tech, he served as a board member with the Council on Revenue (COR) of the National Athletic Trainers’ Association. He was also one of 32 collegiate athletic trainers appointed to the Intercollegiate Council for Sports Medicine in June of 2017. Eugene served as athletic trainer at the NBA’s Basketball Without Borders camp in Medellin, Colombia in June 2019.

Eugene and his wife, Jackie, have two sons, Jayden (14) and Mason (10), and one daughter, Harper (8).



TODOR PANDOV
Head Strength and Conditioning Coach

Todor Pandov begins his second season as head strength and conditioning coach for the Orlando Magic. He came to Orlando after spending seven seasons (2015-22) with the Philadelphia 76ers.

Pandov was associate strength and conditioning coach for the Sixers for five seasons (2015-20), before being promoted to assistant coach/performance director. In that role, Pandov oversaw the day-to-day physical preparation, development and maintenance of the Sixers players, and led strength and conditioning, sports science, nutrition and the kitchen staffs, while serving as a

liaison between the coaches and the athletic care department.

Prior to joining Philadelphia, Pandov was director of athletic performance for basketball at the University of Tulsa in 2014-15. He spent three seasons in the same capacity at the University of Missouri from 2011-14. Pandov has also served as strength and conditioning coach for basketball at the University of Miami (2010-11) and Western Kentucky University (2008-10).

Originally from Plovdiv, Bulgaria, Pandov played college basketball at Western Kentucky University (1999-2003). He also played professionally in Holland with Eiffel Tower.

Pandov graduated from Western Kentucky University and also received his master’s degree in sports science and rehabilitation from Logan University. He and his wife, Kimberly, have two sons, Mason (15) and Jaden (10).



ADETUNJI ADEDIPE
Vice President of Player Personnel

Adetunji Adedipe enters his ninth season with the Orlando Magic and second as vice president of player personnel. In this role, Adedipe is responsible for overseeing the Magic’s scouting department.

Adedipe began his career as a basketball operations assistant for the Erie BayHawks of the NBA D League during the 2013-14 season. He joined IMG Academy as a camp coach during the summer of 2014 before being named head coach of the Ascenders’ junior varsity team. Adedipe later served as a basketball operations intern with the Philadelphia 76ers during the summer of 2015. He

would join the Orlando Magic organization in September 2015 as a basketball operations associate. Adedipe spent the 2015-2016 season as the basketball operations coordinator with the Erie BayHawks, whom the Orlando Magic had acquired prior to the season.

BASKETBALL OPERATIONS

In August 2017, Adedipe was named assistant general manager of the Lakeland (now Osceola) Magic and spent one season (2021-22) as general manager of the Lakeland Magic/scout for the Orlando Magic. During his tenure with Lakeland, Adedipe helped construct teams that recorded 105 regular season victories since beginning play, tied for the third-most in the NBA G League during that span, and culminated with the 2021 NBA G League championship.

A native of Cleveland, Oh., Adedipe graduated with both his bachelors and masters degrees from Ohio University. Adedipe was a three-year letterman and former captain of the Ohio University men's basketball team.



STEPHEN MERVIS Vice President of Basketball Strategy and Evaluation

Stephen Mervis enters his 10th season with the Orlando Magic and second as vice president of basketball strategy and evaluation. In this role, Mervis assists with all facets of basketball operations, with an emphasis on salary cap management, strategic planning, and collective bargaining agreement matters. Additionally, Mervis helps identify and implement best practices, and manages components within the Magic's scouting department, including amateur and professional evaluation processes.

Mervis joined the Magic in 2014 as the special assistant to the general manager. He was then promoted to assistant director of basketball strategy and later named director of basketball strategy. Prior to joining Orlando, Mervis was a basketball operations intern with the Indiana Pacers during their run to the Eastern Conference Finals in the 2013-14 season.

A native of Winter Haven, Fla., Mervis earned his bachelor's degree in finance from the University of Florida and his juris doctor from Nova Southeastern University School of Law. He was admitted into the Florida Bar in 2014.



LARRY THOMPSON Vice President of Security

Larry Thompson is entering his seventh season with the Orlando Magic and was promoted to vice president of security in July 2022.

Thompson is responsible for the leadership and management of all Magic security strategies, and for all matters related to security for the organization. He develops and implements security policies, procedures, programs and methodologies for the Magic, working to provide for the protection of Magic personnel, guests and visitors to Magic properties and spaces, and the organization's physical assets.

Thompson began with the Magic as the director of security in September 2017, with primary responsibility for team and team travel protection.

Prior to joining the Magic, Thompson was the assistant sergeant at arms for Police Services and Law Enforcement in the Office of the House Sergeant At Arms for the U.S. House of Representatives. Preceding that he served as the missions director of New Life Church, in La Plata, Md., coordinating humanitarian efforts to Haiti, Mozambique, Malawi and Zambia. Prior to that, Thompson was a member of the United States Capitol Police in Washington, DC, for 28 years, where he carried out the responsibilities of a deputy chief.

BASKETBALL OPERATIONS

A native of Marshall, Mo., Thompson earned his bachelor's degree from the University of Central Missouri and his master's degree from Liberty University. He and his wife, Lori, reside in Orlando, Fla., and have three children and two grandchildren.



RODNEY "SID" POWELL Senior Director of Team Operations

Rodney "Sid" Powell, who has been with Orlando since its inaugural season in 1989, begins his 35th year as a member of the organization. He was promoted to senior director of team operations in August 2022.

Among his responsibilities, Powell coordinates all of team travel, including overseeing hotel accommodations and team transportation while the club is on the road, as well as the day-to-day scheduling of the team's practices both home and away.

A 1988 graduate of Marshall University with a degree in sports management and marketing, Powell is a 30-year certified member of the Athletic Equipment Manager's Association (AEMA). Powell also played three years of college baseball.

A native of Vienna, W.V., Powell resides in Lake Mary, Fla. He and his late wife, Kim, were married for 31 years and have two sons, Tyler and Ryan, and a daughter, Haley, as well as one granddaughter.



JACOB DIAMOND Equipment Manager

Jacob Diamond is entering his seventh season with the Orlando Magic and his sixth as the team's equipment manager.

Among his responsibilities, Diamond manages the ordering, outfitting and distribution of all uniforms and team equipment, as well as overseeing operations within the Orlando Magic practice facility and locker room. While on the road with the team, he facilitates the transportation of equipment, as well as the set-up of the locker room in each city.


Prior to joining the Magic, Diamond spent 11 seasons as a clubhouse attendant for the Miami Marlins and three seasons as a team attendant for the Miami Heat. He began laying the groundwork for a career in professional sports as a bat boy for the Florida Marlins at 16 years old.

A native of Fort Lauderdale, Fla., Diamond earned a bachelor's degree in international relations from Florida International University in 2013. He and his wife, Rachel, reside in Maitland, Fla. with their son, Theodore (2) and daughter, Olivia (born June 2023).

BASKETBALL OPERATIONS



Marti Artigas
International Scout



Ameer Bahhur
Head Video Coordinator



Michael Belay
Basketball Operations
Specialist



Becky Bonner
Pro Personnel Scout/
Team Services Specialist



Jeremiah Boswell
Skill Development
Coach



Orlando Boyer
Team Services
Coordinator



Bill Branch
Director of Pro
Personnel



Andy Burke
Performance Therapist



Altavious Carter
Assistant Defensive
Coordinator/Video



David Corbett
Senior Data Scientist




Kristen Crenshaw
Assistant Athletic
Trainer/Physical Therapist




Matthew Devita
Manager of Basketball
Systems



Lindsey Elizondo
Physical Therapist/
Athletic Trainer



Davonte Fitzgerald
Video Assistant



Michael Franco
Mental Performance
Coach



John Gabriel
Executive Advisor




Randolph Gregory
Assistant Offensive
Coordinator/Video



John Hammond
Senior Advisor to the
President of Basketball
Operations



Regan Harris
Director of Player
Programs & Team
Services



Corey Hawkins
Video Assistant



Brian Hill
Executive Advisor



Blake Huggins
Video Assistant



Anthony Jenkins
Training Facility
Operations Coordinator



Xadiel Jusino
Building Maintenance
Technician



Soumya Kambhampati
Senior Quantitative
Researcher

BASKETBALL OPERATIONS



Ben Kimsey
Data Analyst



Tony Marlow
Team Travel Security
Assistant



Tommy Massimino
Scout



Monte Mathis
Advance Scout



Marty McClain
Assistant Director of
Security



Sameer Mehta
Physical Therapist



Rae Miller
Scout



Isaac Mourier
Head of Performance
Nutrition



Chris Newton
Director of Security



Sean O'Brien
Video Assistant



Luke S. Oh, M.D.
Team Physician



David Painter
Director of Basketball
Facilities



Trent Pennington
Osceola Magic Assistant
General Manager



Kristen Peretto
Executive Assistant to the
President of Basketball
Operations and Head Coach



Bill Pope
Scout



Jacqlyn Poss
Senior Data Scientist



Xavier Thames
Video Assistant



Kevin Tiller
Osceola Magic General
Manager




Kelvin Tionsgon
Software Engineer



Joshua Walker
Senior Software
Engineer



Khaila Webb
Basketball Operations
Specialist



Cody Wright
Assistant Equipment
Manager



Harrison Yeomans, M.D.
Team Physician



Nikhil Yerva
Machine Learning
Engineer




Daniel Yu
Applied Sports
Scientist/Strength &
Conditioning Coach

PERSONALIZE YOUR PROFILE AND MANAGE YOUR TICKETS

IN THE OFFICIAL ORLANDO MAGIC APP

presented by **verizon**[✓]



TEAM



GUARD
HEIGHT: 6-3
WEIGHT: 198

YEARS PRO:
 3


COLLEGE:
 NORTH CAROLINA

HIGH SCHOOL:
 OAK HILL ACADEMY
 (MOUTH OF WILSON, VA)

BIRTHDATE:
 5-15-00

ACQUIRED:
FIRST ROUND
(15TH OVERALL)
OF THE 2020 NBA
DRAFT BY ORLANDO.

50 COLE ANTHONY



2022-23 SEASON:

Appeared in 60 games (four starts) with Orlando, averaging 13.0 ppg., 4.8 rpg. and 3.9 apg. in 25.9 minpg., while shooting a team-high .894 (152-170) from the free throw line...Tied for 10th in the NBA in free throw

percentage...Led (or tied) the team in scoring eight times, in rebounding twice and in assists 17 times... Scored in double figures 38 times and 20+ points eight times, including a season-high 28 points on Mar. 1 @ Milwaukee...Had 10+ rebounds once – a season-high 10 rebounds on Dec. 23 vs. San Antonio...Had one double-double...Recorded at least one steal 29 times and two-or-more steals six times, including a season-high three steals on Dec. 2 @ Cleveland and Mar. 9 vs. Utah...Recorded at least one blocked shot 24 times and two-or-more blocks five times, including a career-high three blocked shots on Jan. 21 @ Washington and Feb. 9 vs. Denver...Scored his 2,000th career NBA point on Jan. 23 vs. Boston...Missed 19 games due to injury/illness: missed one game (Oct. 19) due to an illness, 16 games (Oct. 28-Nov. 28) due to a right internal oblique tear and two games (Feb. 13-14) due to right wrist soreness...Suspended by the NBA for one game (Dec. 30) for leaving the bench area during on-court altercation on Dec. 28 @ Detroit...DNP-CD twice.

PROFESSIONAL CAREER: Played in 172 career NBA regular season games (103 starts), all with Orlando, averaging 14.2 ppg., 5.0 rpg. and 4.6 apg. in 28.4 minpg., while shooting .861 (477-554) from the free throw line...**2021-22:** Played and started in 65 games with Orlando, averaging a career-high 16.3 ppg., 5.7 apg. and 5.4 rpg. in 31.7 minpg., while shooting .854 (216-253) from the free throw line...Led the Magic in scoring, assists and minutes played...Ranked 19th in

the NBA in assists and 28th in free throw percentage... Led (or tied) the team in scoring a team-high 24 times, in rebounding seven times and in assists a team-high 39 times...Scored in double figures 55 times, 20+ points 19 times and 30+ points three times...Had 10+ rebounds five times, including a career-high 16 rebounds on Oct. 24 @ New York...Dished out 10+ assists four times, including a career-high 11 assists four times, the last on Mar. 23 @ Oklahoma City... Had nine double-doubles...First double-double of NBA career on Oct. 24 @ New York (29 points and 16 rebounds)...Had at least one steal 31 times and two-or-more steals 12 times, including a career-high-tying three steals three times, the last on Jan. 26 vs. L.A. Clippers...Had at least one blocked shot 15 times and two-or-more blocks twice...Missed 17 games due to injury: missed 13 games (Nov. 20-29, Dec. 17-22, Dec. 28-Jan. 3) due to a sprained right ankle, one game (Dec. 26) due to right ankle injury maintenance and three games (Apr. 5-10) due to a sprained left big toe...Participated in the Rising Stars event and the Slam Dunk Contest during 2022 NBA All-Star in Cleveland...**2020-21:** Appeared in 47 games (34 starts) during his rookie campaign with Orlando, averaging 12.9 ppg., 4.7 rpg. and 4.1 apg. in 27.1 minpg., while shooting .832 (109-131) from the free throw line...Ranked among all NBA rookies in scoring (4th), rebounding (T-7th), assists (4th), free throw percentage (5th) and minutes played (9th)... As a starter, averaged 14.2 ppg., 4.7 rpg. and 4.1 apg. in 28.8 minpg....Led (or tied) the team in scoring six times, in rebounding three times and in assists a team-high 18 times...Scored in double figures 32 times, 20+ points four times and 30+ points once, including a career-high 37 points on May 16 @ Philadelphia... Hit game-winning three-pointer at the buzzer on Jan. 20 @ Minnesota and made game-winning three-pointer with 0.1 seconds remaining on May 1 vs. Memphis... Had at least one steal 20 times and two-or-more steals seven times, including a career-high three steals on

COLE ANTHONY CAREER HIGHS

	CAREER HIGH	2022-23 SEASON HIGH	CAREER PLAYOFF HIGH
POINTS:	37 at Philadelphia, 5-16-21	28 at Milwaukee, 3-1-23	N/A
REBOUNDS:	16 at New York, 10-24-21	10 vs. San Antonio, 12-23-22	N/A
ASSISTS:	11 (4) at Oklahoma City, 3-23-22	9 vs. San Antonio, 12-23-22	N/A
BLOCKS:	3 (2) vs. Denver, 2-9-23	3 (2) vs. Denver, 2-9-23	N/A
STEALS:	3 (7) vs. Utah, 3-9-23	3 (2) vs. Utah, 3-9-23	N/A

* NUMBERS IN PARENTHESES INDICATE THE NUMBER OF GAMES IN WHICH A PLAYER HAS REACHED A GIVEN TOTAL (IF MORE THAN ONE).

COLE ANTHONY

Jan. 16 @ Brooklyn and May 1 vs. Memphis...Had at least one blocked shot 15 times and two-or-more blocks four times...Made NBA debut on Dec. 23 vs. Miami, tallying six points, six assists, two rebounds and two steals in 19:11...Scored his first career NBA points on a jumper with 10:34 left in the second quarter... Made first career NBA start on Jan. 8 @ Houston, recording 15 points, three assists, two rebounds and two steals in 28:06...Missed 25 games due to injury/illness: missed three games (Feb. 11-14) due to a strained right shoulder and 22 games (Feb. 17-Apr. 4) due to a non-displaced fracture of the right first rib.

CAREER TRANSACTIONS: Selected by Orlando in the first round (15th overall) of the 2020 NBA Draft.

COLLEGE CAPSULE: Played in 22 games (20 starts) during one season at the University of North Carolina, averaging 18.5 ppg., 5.7 rpg., 4.0 apg. and 1.32 stlpg. in 34.9 minpg....Led the Tar Heels in scoring and had the second-highest scoring average for a freshman in school history...Named Third Team All-ACC and to the All-ACC Freshman Team...Earned the ACC Player of the Week award once (period ending Nov. 10) and ACC Freshman of the Week honors twice...Scored

20+ points nine times, including a career-high 34 points during his collegiate debut on Nov. 6, 2019 vs. Notre Dame...The 34 points was the most-ever by a UNC and ACC freshman...Also had four games with 10+ rebounds...Missed 11 games (Dec. 15-Jan. 27) after undergoing an arthroscopic procedure to treat a partially torn meniscus in his right knee on Dec. 16.

ONE-ON-ONE: Full name is Cole Hilton Anthony... Son of Crystal McCrary and 11-year NBA veteran Greg Anthony...Born in Portland, Oregon...Moved to New York City as a young child and lived there until his junior year of high school...Played three years at Archbishop Malloy High School in New York before transferring to Oak Hill Academy in Virginia...As a high school senior (2018-19), named 2019 USA Today First Team All-America and the Virginia Gatorade Player of the Year...Most Valuable Player of both the 2019 McDonald's All-American Game and the 2019 Jordan Brand Classic...A member of the U18 USA National Team, earned All-Tournament honors at the 2018 FIBA U18 Americas Championships and led Team USA in scoring at the 2019 Nike Hoops Summit...You can follow him on X: [@The_ColeAnthony](#) and on Instagram: [@the_cole.anthony](#).

COLE ANTHONY NBA REGULAR SEASON RECORD

YEAR/TEAM	G-GS-MIN	FGM-FGA (PCT.)	3FGM-3FGA (PCT.)	FTM-FTA (PCT.)	REBOUNDS OFF-DEF-TOT	AST	PF-DQ	TO	STL-BLK	PTS-AVG
20-21/ORL	47-34-1273	219-552 (.397)	58-172 (.337)	109-131 (.832)	38-183-221	192	98-0	106	30-18	605-12.9
21-22/ORL	65-65-2059	357-912 (.391)	132-391 (.338)	216-253 (.854)	32-316-348	369	171-0	170	46-17	1062-16.3
22-23/ORL	60-4-1552	277-610 (.454)	75-206 (.364)	152-170 (.894)	47-241-288	235	158-1	91	37-31	781-13.0
TOTALS	172-103-4884	853-2074 (.411)	265-769 (.345)	477-554 (.861)	117-740-857	796	427-1	367	113-66	2448-14.2





FORWARD
HEIGHT: 6-10
WEIGHT: 250

YEARS PRO:
 1


COLLEGE:
 DUKE

HIGH SCHOOL:
 O'DEA (SEATTLE, WA)

BIRTHDATE:
 11-12-02

ACQUIRED:
FIRST ROUND
(FIRST OVERALL)
OF THE 2022 NBA
DRAFT BY ORLANDO.

5 PAOLO BANCHERO



2022-23 SEASON: Played and started in 72 games during his rookie campaign with Orlando, averaging a team-high 20.0 ppg., 6.9 rpg. and 3.7 apg. in 33.7 minpg. ...Named the 2022-23 Kia NBA Rookie of the Year, receiving 98 of the possible 100 first place

votes (494 total points)... Became the third player in franchise history to be named NBA Rookie of the Year, joining Shaquille O'Neal (1992-93) and Mike Miller (2000-01)... The only player as a unanimous selection to the NBA All-Rookie First Team (11th player in team history selected All-Rookie First Team)... Became just the sixth NBA rookie in the last 50 seasons (since 1973-74) to average 20+ ppg., 6+ rpg. and 3+ apg. (minimum 50 games)... Tied for 37th in the NBA in minutes played and tied for 38th in rebounding... Led all NBA rookies in scoring and minutes played, while ranking among all rookies in rebounding (5th), assists (3rd), free throw percentage (7th, .738), steals (4th, 0.83 stlpg.) and blocked shots (7th, 0.54 blkpg.)... Led (or tied) the team in scoring a team-high 30 times, in rebounding 21 times and in assists 16 times... Scored in double figures 68 times, 20+ points 40 times and 30+ points six times, including a career-high 33 points on Nov. 5 vs. Sacramento... Led all NBA rookies in 20+ and 30+ point outings... The 40 20+ point games were the second-most by a rookie in team history (O'Neal, 60, 1992-93) and tied for fifth-most in NBA history for most 20+ point games by a rookie age 20-or-younger... The six 30+ point games were also second-most by a rookie in team history (O'Neal, 10, 1992-93)... Had 10+ rebounds 14 times, including a career-high 16 rebounds on Nov. 5 vs. Sacramento... Had 14 double-doubles... Had first career double-double on Oct. 21 @ Atlanta (20 points, 12 rebounds)... Dished out a career-high nine assists in a career-best 42:42 played on Mar. 11

vs. Miami... Recorded at least one steal 45 times and two-or-more steals 13 times, including a career-high three steals on Jan. 9 @ Sacramento and Jan. 10 @ Portland... Recorded at least one blocked shot 28 times and two-or-more blocks seven times, including a career-high three blocked shots three times, the last on Mar. 31 @ Washington... Named NBA's Eastern Conference Rookie of the Month four consecutive times (December-March/April)... Became the second player in franchise history to be named the league's Rookie of the Month four straight times (O'Neal)... Made his NBA debut on Oct. 19 @ Detroit, tallying 27 points, nine rebounds, five assists and two blocked shots in 35:20... Became only the fifth player since the NBA-ABA merger in 1976-77 and tenth player in NBA history to record 25+ points, 5+ rebounds and 5+ assists during his NBA debut... Became the youngest player in NBA history to score 20+ points in each of his first six games (Oct. 19-28)... Only the third #1 overall pick in NBA history to score 20+ points in each of his first six career outings (Elvin Hayes, 10 games in 1968; Oscar Robertson, six games in 1960) and one of only six players overall to accomplish the feat... Had 33 points and 16 rebounds on Nov. 5 vs. Sacramento at age 19 years-358 days old - only the second time in NBA history a teenager had 30+ points and 15+ rebounds in a game (LeBron James, 18 years-334 days, Nov. 29, 2003 vs. Memphis also had 33 points and 16 rebounds)... Missed 10 games due to injury: missed seven games (Nov. 9-21) due to a left ankle sprain and three games (Apr. 6-9) due to back tightness... Participated in the Jordan Rising Stars event during 2023 NBA All-Star in Utah... Helped Team Pau win the event... Also participated in the Kia Skills Challenge.

CAREER TRANSACTIONS: Selected by Orlando in the first round (first overall) of the 2022 NBA Draft.

COLLEGE CAPSULE: Played and started in all 39 games during his only season (2021-22) as a freshman at

PAOLO BANCHERO CAREER HIGHS

	CAREER HIGH	2022-23 SEASON HIGH	CAREER PLAYOFF HIGH
POINTS:	33 vs. Sacramento, 11-5-22	33 vs. Sacramento, 11-5-22	N/A
REBOUNDS:	16 vs. Sacramento, 11-5-22	16 vs. Sacramento, 11-5-22	N/A
ASSISTS:	9 vs. Miami, 3-11-23	9 vs. Miami, 3-11-23	N/A
BLOCKS:	3 (3) at Washington, 3-31-23	3 (3) at Washington, 3-31-23	N/A
STEALS:	3 (2) at Portland, 1-10-23	3 (2) at Portland, 1-10-23	N/A

* NUMBERS IN PARENTHESES INDICATE THE NUMBER OF GAMES IN WHICH A PLAYER HAS REACHED A GIVEN TOTAL (IF MORE THAN ONE).

PAOLO BANCHERO

Duke University, averaging 17.2 ppg., 7.8 rpg., 3.2 apg. and 1.05 stlpg. in 33.0 minpg., while shooting .478 (245-513) from the floor...Led all true freshmen in the nation in scoring...Led the Blue Devils in scoring and rebounding, while ranking second in minutes played... Also ranked fifth in the Atlantic Coast Conference in rebounding and sixth in the conference in scoring...Had 12 double-doubles, which tied for second in the ACC... Named Second Team All-America by the NABC and USBWA, while being a Third Team All-America selection by *The Associated Press* and *The Sporting News*... Among his many accolades, was one of 15 finalists for the John R. Wooden Award, given to the nation's most outstanding player, and one of five finalists for the Karl Malone Power Forward of the Year Award...Named to the All-ACC First Team, the ACC All-Freshmen Team and was the ACC Freshman of the Year... Also named to the ACC All-Tournament Team, the NCAA All-Tournament Team and the NCAA West Region's Most Outstanding Player, leading Duke to the 2022 NCAA Final Four.

ONE-ON-ONE: Full name is Paolo Napoleon James Banchemo...Son of Mario Banchemo and Rhonda Smith-Banchemo...Has a younger sister, Mia, and a younger

brother, Lio...Both of his parents were athletes at the University of Washington...Father, Mario, who is of Italian descent, played football for the Huskies... Mother, Rhonda, was a two-time All-America center for Washington and played professionally in the WNBA... Played for the United States National Team at the 2023 FIBA World Cup in the Philippines...While at O'Dea High School in Seattle, WA, led team to the Class 3A state championship as a sophomore (2018-19) and was named the game's Most Valuable Player...As a junior (2019-20), was named Washington's Gatorade Player of the Year, a MaxPreps Junior All-American and the MaxPreps National Junior Player of the Year... Despite his senior season being postponed due to the pandemic, was named a 2021 McDonald's All-American, a Naismith First Team All-American and a *Sports Illustrated* All-American...Also played quarterback on his high school football team... Received his Italian citizenship in 2020...You can follow him on X: [@Pp_doesit](#) and on Instagram: [@paolo5](#).

PAOLO BANCHERO NBA REGULAR SEASON RECORD

YEAR/TEAM	G-GS-MIN	FGM-FGA (PCT.)	3FGM-3FGA (PCT.)	FTM-FTA (PCT.)	REBOUNDS OFF-DEF-TOT	AST	PF-DQ	TO	STL-BLK	PTS-AVG
22-23/ORL	72-72-2430	479-1122 (.427)	85-285 (.298)	394-534 (.738)	84-413-497	269	160-1	200	60-39	1437-20.0
TOTALS	72-72-2430	479-1122 (.427)	85-285 (.298)	394-534 (.738)	84-413-497	269	160-1	200	60-39	1437-20.0

PAOLO BANCHERO COLLEGIATE RECORD

YEAR/TEAM	G-GS-MIN	FGM-FGA (PCT.)	3FGM-3FGA (PCT.)	FTM-FTA (PCT.)	REBOUNDS OFF-DEF-TOT	AST	PF-DQ	TO	STL-BLK	PTS-AVG
21-22/DUKE	39-39-1286	245-513 (.478)	44-130 (.338)	137-188 (.729)	68-236-304	124	75-0	92	41-36	671-17.2
TOTALS	39-39-1286	245-513 (.478)	44-130 (.338)	137-188 (.729)	68-236-304	124	75-0	92	41-36	671-17.2



CENTER
HEIGHT: 6-11
WEIGHT: 235

YEARS PRO:
4

FROM:
REPUBLIC OF GEORGIA

BIRTHDATE:
7-20-99


DRAFTED:
FIRST ROUND
(18TH OVERALL)
OF THE 2019 NBA
DRAFT BY INDIANA.

ACQUIRED:
SIGNED AS A
FREE AGENT ON
FEBRUARY 13, 2023.



35

GOGA BITADZE



2022-23 SEASON: Played in 38 combined games (one start) with both Indiana and Orlando, averaging 4.4 ppg., 3.6 rpg. and 1.0 apg. in 12.0 minpg., while shooting .552 (69-125) from the floor... Appeared in 21 games with the Pacers,

averaging 3.3 ppg. and 2.3 rpg. in 9.6 minpg.... Waived by Indiana on Feb. 9... Signed as a free agent by Orlando on Feb. 13... Played in 17 games (one start) with the Magic, averaging 5.8 ppg., 5.2 rpg. and 1.2 apg. in 15.0 minpg.... Led (or tied) the Magic in rebounding three times... Led (or tied) the Pacers in rebounding once... Scored in double figures six times (five times with Orlando), including a season-high 14 points on Oct. 22 @ Detroit... Had 10+ rebounds twice – a career-high 15 rebounds on Oct. 22 @ Detroit and on Apr. 7 @ Brooklyn... Had two double-doubles (one with Orlando)... Recorded at last one blocked shot 16 times (nine times with Orlando) and two-or-more blocks eight times (six times with Orlando), including a season-high three blocked shots on Nov. 23 vs. Minnesota and Mar. 28 @ Memphis... Recorded at least one steal 15 times (seven times with Orlando) and two-or-more steals once... Missed one game (Jan. 14) due to an illness... On the Inactive List once with Orlando (Feb. 14)... DNP-CD 40 times (six times with Orlando, 34 times with Indiana).

PROFESSIONAL CAREER: Appeared in 187 career NBA regular season games (22 starts) with Indiana and Orlando, averaging 4.9 ppg. and 3.0 rpg. in 11.9 minpg.... Also played and started in six career NBA G League regular season games with Fort Wayne, averaging 16.9 ppg., 13.2 rpg., 4.3 apg. and 3.00 blkpg. in 37.4 minpg.... **2021-22:** Played in 50 games (16 starts) with Indiana, averaging 7.0 ppg., 3.5 rpg. and 1.1

apg. in 14.6 minpg.... Scored in double figures 19 times and 20+ points three times, including a career-high 23 points on Mar. 18 @ Houston... Went a perfect 9-of-9 from the floor during that outing, including 3-of-3 from three-point range... Became the fifth player in Pacers history (NBA) to shoot at least 9-of-9 from the floor in a game, and the first to do so while attempting at least three three-point field goals... Had 10+ rebounds twice and had two double-doubles... Had at least one blocked shot 24 times and two-or-more blocks 13 times... Had at least one steal 15 times and two-or-more steals five times, including a career-high three steals on Mar. 18 @ Houston... **2020-21:** Played in 45 games (three starts) with Indiana, averaging 5.1 ppg., 3.3 rpg. and 1.33 blkpg. in 12.5 minpg.... Scored in double figures eight times... Had at least one blocked shot 29 times and two-or-more blocks 18 times, including a career-high five blocked shots on Apr. 11 @ Memphis and Apr. 19 vs. San Antonio... Had at least one steal seven times and two-or-more steals twice... Missed 19 total games due to injury and had eight DNP-CDs... **2019-20:** Appeared in 54 games (two starts) during his rookie campaign with Indiana, averaging 3.2 ppg. and 2.0 rpg. in 8.7 minpg.... Scored in double figures three times... Had 10+ rebounds twice and one double-double... Recorded first double-double of his career on Nov. 1 vs. Cleveland with 10 points and 10 rebounds... Made his NBA debut on Oct. 26 @ Cleveland, recording two points and one rebound in 4:26 of action... Made his first career NBA start on Oct. Nov. 3 vs. Chicago, tallying nine points, four rebounds, three assists and four blocked shots in 18:57... Also played and started in six NBA G League games with Fort Wayne, averaging 16.9 ppg., 13.2 rpg., 4.3 apg. and 3.00 blkpg. in 37.4 minpg.

CAREER TRANSACTIONS: Selected by Indiana in the first round (18th overall) of the 2019 NBA Draft... Waived by Indiana (Feb. 9, 2023)... Signed as a free agent by Orlando (Feb. 13, 2023)... Team option for the 2023-24 season exercised by Orlando (Jun. 29, 2023).

GOGA BITADZE CAREER HIGHS

	CAREER HIGH	2022-23 SEASON HIGH	CAREER PLAYOFF HIGH
POINTS:	23 at Houston, 3-18-22	14 vs. Detroit, 10-22-22	N/A
REBOUNDS:	15 (2) at Brooklyn, 4-7-23	15 (2) at Brooklyn, 4-7-23	N/A
ASSISTS:	6 vs. Chicago, 4-6-21	4 vs. Detroit, 10-22-22	N/A
BLOCKS:	5 (2) vs. San Antonio, 4-19-21	3 (2) at Memphis, 3-28-23	N/A
STEALS:	3 at Houston, 3-18-22	2 vs. Minnesota, 11-23-22	N/A

* NUMBERS IN PARENTHESES INDICATE THE NUMBER OF GAMES IN WHICH A PLAYER HAS REACHED A GIVEN TOTAL (IF MORE THAN ONE).

GOGA BITADZE

INTERNATIONAL CAREER: Prior to being drafted in 2019, played in Georgia, Serbia and Montenegro...2022: Played in four games for the Georgian National Team, averaging 10.0 ppg., 6.2 rpg., 1.8 apg. and 1.3 blkpg., while shooting .538 from the field...2021: Appeared in two qualifying games for Georgia, averaging 13.5 ppg., 10.0 rpg. and 2.0 stlpg....**2018-19:** Split the season between Buducnost (Montenegro) and Bemax (Serbia)...During 51 games with both clubs, averaged 13.9 ppg., 6.3 rpg., 1.1 apg. and 1.8 blkpg., while shooting .571 from the field and .400 from three-point range...Earned the Euroleague Rising Star Award... Averaged 12.1 ppg., 6.4 rpg. and 1.4 blkpg. for Buducnost...Named the 2018-19 Adriatic League MVP and Best Young Player...**2017-18:** Played 39 games for Bemax in Serbia, averaged 13.4 ppg., 7.3 rpg. and

1.6 blkpg. in 24.0 minpg., while shooting .543 from the field...Averaged 11.5 ppg., 5.9 rpg. and 1.6 blkpg. while competing with the Georgian National Team during the World Cup qualifying rounds...**2016-17:** Played with Smederevo and Leks on the junior levels in Serbia...Averaged 12.6 ppg., 6.3 rpg. and 1.8 blkpg. in 27 total games...**2015-16:** Played in 13 games with Vita Tbilisi (Georgia) and Leks (Serbia), averaging 4.8 ppg. and 3.2 rpg. in 14.2 minpg.

ONE-ON-ONE: Pronounced GO-guh bih-TAH-zay... Born in Sagarejo, Kakheti, Georgia...Has been playing against professional competition since he was 16 years old...Has been a member of the Georgian National Team...You can follow him on X: [@GogaBitadze](#) and on Instagram: [@gogabitadze](#).

GOGA BITADZE NBA REGULAR SEASON RECORD

YEAR/TEAM	G-GS-MIN	FGM-FGA (PCT.)	3FGM-3FGA (PCT.)	FTM-FTA (PCT.)	REBOUNDS		PF-DQ	TO	STL-BLK	PTS-AVG
					OFF-DEF-TOT	AST				
19-20/IND	54-2-471	70-150 (.467)	8-42 (.190)	24-33 (.727)	25-81-106	23	65-2	28	10-37	172-3.2
20-21/IND	45-3-561	83-194 (.428)	20-79 (.253)	45-61 (.738)	60-90-150	37	94-1	17	9-60	231-5.1
21-22/IND	50-16-729	131-252 (.520)	23-80 (.288)	64-94 (.681)	79-98-177	55	107-0	46	21-42	349-7.0
22-23/IND-ORL	38-1-457	69-125 (.552)	6-26 (.231)	23-42 (.548)	61-76-137	39	64-1	22	16-26	167-4.4
TOTALS	187-22-2218	353-721 (.490)	57-227 (.251)	156-230 (.678)	225-345-570	154	330-2	113	56-165	919-4.9

GOGA BITADZE NBA G LEAGUE RECORD

YEAR/TEAM	G-GS-MIN	FGM-FGA (PCT.)	3FGM-3FGA (PCT.)	FTM-FTA (PCT.)	REBOUNDS		PF-DQ	TO	STL-BLK	PTS-AVG
					OFF-DEF-TOT	AST				
19-20/FTW	6-6-225	47-104 (.452)	11-31 (.355)	6-9 (.667)	26-53-79	26	24-0	13	4-18	115-19.2
TOTALS	6-6-225	47-104 (.452)	11-31 (.355)	6-9 (.667)	26-53-79	26	24-0	13	4-18	115-19.2





GUARD
HEIGHT: 6-7
WEIGHT: 200

YEARS PRO:
ROOKIE


COLLEGE:
ARKANSAS

HIGH SCHOOL:
DUNCANVILLE
(DUNCANVILLE, TX)

BIRTHDATE:
1-20-04

ACQUIRED:
FIRST ROUND
(SIXTH OVERALL)
OF THE 2023 NBA
DRAFT BY ORLANDO.

0 ANTHONY BLACK



CAREER TRANSACTIONS:
 Selected by Orlando in the first round (sixth overall) of the 2023 NBA Draft.

COLLEGE CAPSULE:
 Played and started in all 36 games during his only season (2022-23) as a freshman at the

University of Arkansas, averaging 12.8 ppg., 5.1 rpg., 3.9 apg. and 2.06 stlpg. in 34.8 minpg....Named to the 2022-23 All-SEC Second Team (coaches), as well as the 2022-23 SEC All-Freshman Team...Led the Razorbacks and SEC in minutes played, while setting Arkansas freshman records in games played, games started, minutes played (1,253), steals (74) and free throw attempts (190)...The only player in the SEC to rank in the top 25 in scoring, rebounding, assists (fifth), steals (third) and blocked shots.

ONE-ON-ONE: Full name is Anthony James Black His father, Terry Black, played basketball at Baylor and was inducted into the Baylor Sports Hall of Fame in 2015...Mother, Jennifer, played soccer at Texas and Baylor...As a senior (2021-22), led Duncanville (Texas) High School to the Texas 6A state championship and was named the Texas 6A State Tournament MVP...Named a McDonald's All-American and played in the Iverson Classic...Won a gold medal with USA Basketball at the 2022 FIBA Americas U18 Championship...Was also highly-recruited as a wide receiver, receiving offers from Arkansas, Baylor and Texas among others...You can follow him on X: [@AnthonyBlack24](#) and on Instagram: [@anthonyblack](#).

ANTHONY BLACK COLLEGIATE RECORD

YEAR/TEAM	G-GS-MIN	FGM-FGA (PCT.)	3FGM-3FGA (PCT.)	FTM-FTA (PCT.)	REBOUNDS						
					OFF-DEF-TOT	AST	PF-DQ	TO	STL-BLK	PTS-AVG	
22-23/ARK	36-36-1253	149-329 (.450)	28-93 (.300)	134-190 (.700)	45-137-182	141	93-2	109	74-22	460-12.8	
TOTALS	36-36-1253	149-329 (.450)	28-93 (.300)	134-190 (.700)	45-137-182	141	93-2	109	74-22	460-12.8	



CENTER
HEIGHT: 6-10
WEIGHT: 262

YEARS PRO:
 5

COLLEGE:
 DUKE


HIGH SCHOOL:
 PACE ACADEMY
 (ATLANTA, GA)

BIRTHDATE:
 4-16-99

DRAFTED:
FIRST ROUND
(SEVENTH OVERALL)
OF THE 2018 NBA
DRAFT BY CHICAGO.

ACQUIRED:
FROM CHICAGO ALONG
WITH OTTO PORTER
JR. AND TWO FUTURE
FIRST ROUND DRAFT
PICKS IN EXCHANGE
FOR AL-FAROUQ AMINU
AND NIKOLA VUČEVIĆ
ON MAR. 25, 2021.

34 WENDELL CARTER JR.



2022-23 SEASON: Played in 57 games (54 starts) with Orlando, averaging 15.2 ppg., 8.7 rpg. and 2.3 apg. in 29.6 minpg., while shooting .525 (322-613) from the floor...Led the Magic in rebounding... Ranked 26th in the NBA in field goal percentage...Led (or tied) the team in scoring

six times, in rebounding a team-high 33 times and in assists three times...Scored in double figures 51 times, 20+ points 10 times and 30+ points once, including a career-high-tying 30 points on Nov. 1 @ Oklahoma City...Had 10+ rebounds 23 times, including a season-high 14 rebounds on Feb. 23 vs. Detroit...Had a team-high 21 double-doubles...Recorded at least one blocked shot 24 times and two-or-more blocked shots eight times, including a season-high three blocked shots on Jan. 9 @ Sacramento...Recorded at least one steal 22 times and two-or-more steals six times, including a season-high three steals on Mar. 18 @ L.A. Clippers and Apr. 2 vs. Detroit...Scored game-winning putback at the buzzer on Feb. 23 vs. Detroit...Recorded his 1,000th career NBA field goal made on Nov. 3 vs. Golden State...Pulled down his 2,000th career NBA rebound on Jan. 10 @ Portland...Had his 200th career NBA blocked shot on Jan. 27 @ Miami...Scored his 3,000th career NBA point on Feb. 7 vs. New York...Missed 24 games due to injury: missed 19 games (Nov. 16, Nov. 19-Dec. 21, Feb. 3) due to a right plantar fascia strain, three games (Mar. 5-9) due to left hip pain and two games (Apr. 6-7) due to left hip soreness...Suspended by the NBA for one game (Dec. 30) for leaving the bench area during on-court altercation on Dec. 28 @ Detroit.

PROFESSIONAL CAREER: Appeared in 260 career NBA regular season games (246 starts) with Chicago and Orlando, averaging 12.9 ppg., 8.8 rpg. and 2.1 apg. in 28.0 minpg., while shooting .516 (1,274-2,468) from the field...Had 10+ rebounds 108 times (69 with Orlando) and 91 double-doubles (60 with Orlando)

during his career...**2021-22:** Played in 62 games (61 starts) with Orlando, averaging 15.0 ppg., 10.5 rpg. and 2.8 apg. in 29.9 minpg., while shooting .525 (359-684) from the floor...Led the Magic in rebounding and field goal percentage...Ranked ninth in the NBA in rebounding, tied for 15th in double-doubles and ranked 18th in field goal percentage...Led (or tied) the team in scoring 11 times, in rebounding a team-high 43 times and in assists nine times...Scored in double figures 50 times, 20+ points 13 times and 30+ points once, including a career-high 30 points on Mar. 20 vs. Oklahoma City (his first career 30+ point game)...Had 10+ rebounds 39 times, including a career-high 18 rebounds on Feb. 2 @ Indiana and Mar. 2 vs. Indiana...Had a team-high 33 double-doubles...Dished out a career-high seven assists on Dec. 11 @ L.A. Clippers and Jan. 2 @ Boston...Had at least one blocked shot 30 times and two-or-more blocks seven times, including a career-high-tying four blocked shots on Oct. 24 @ New York...Had at least one steal 26 times and two-or-more steals eight times...Scored his 2,000th career NBA point on Jan. 3 @ Chicago...Missed 20 games due to injury/illness: missed two games (Dec. 18-22) due to a lower right leg muscle strain, seven games (Jan. 8-19) due to a sore left hamstring, two games (Mar. 4-5) due to an illness (non-Covid), one game (Mar. 17) due to a left ankle sprain, one game (Mar. 23) due to a left ankle/left wrist sprain and seven games (Mar. 26, Mar. 30-Apr. 10) due to a left wrist sprain...**2020-21:** Played in 54 total games (44 starts) with both Chicago and Orlando, averaging 11.2 ppg., 8.2 rpg. and 1.9 apg. in 25.5 minpg., while shooting .503 (230-457) from the floor... Ranked 19th in the NBA in rebounding...Appeared in 32 games (25 starts) with the Bulls, averaging 10.9 ppg., 7.8 rpg. and 2.2 apg. in 24.7 minpg...Acquired from Chicago, along with Otto Porter Jr. and two future first round draft picks, in exchange for Al-Farouq Aminu and Nikola Vučević on Mar. 25...Played in 22 games (19 starts) with the Magic, averaging 11.7 ppg., 8.8 rpg. and 1.6 apg. in 26.5 minpg...As a starter with Orlando, averaged 11.5 ppg., 8.7 rpg. and 1.6 apg. in 27.1 minpg...Led (or tied) the Magic in scoring four times, in rebounding 15 times and in assists once... Led (or tied) the Bulls in rebounding 12 times and in

WENDELL CARTER JR. CAREER HIGHS

	CAREER HIGH	2022-23 SEASON HIGH	CAREER PLAYOFF HIGH
POINTS:	30 (2) at Oklahoma City, 11-1-22	30 at Oklahoma City, 11-1-22	N/A
REBOUNDS:	18 (2) vs. Indiana, 3-2-22	14 vs. Detroit, 2-23-23	N/A
ASSISTS:	7 (2) at Boston, 1-2-22	6 vs. Sacramento, 11-5-22	N/A
BLOCKS:	4 (4) at New York, 10-24-21	3 at Sacramento, 1-9-23	N/A
STEALS:	5 at Dallas, 1-17-21	3 (2) vs. Detroit, 4-2-23	N/A

* NUMBERS IN PARENTHESES INDICATE THE NUMBER OF GAMES IN WHICH A PLAYER HAS REACHED A GIVEN TOTAL (IF MORE THAN ONE).

WENDELL CARTER JR.

assists twice... Scored in double figures 32 times (14 times with Orlando) and 20+ points four times (twice with Orlando)... Had 10+ rebounds 16 times (seven times with Orlando)... Had 13 double-doubles (six with Orlando)... Had at least one steal 23 times (11 times with Orlando) and two-or-more steals seven times (four times with Orlando), including a career-high five steals on Jan. 17 @ Dallas... Had at least one blocked shot 27 times (12 times with Orlando) and two-or-more blocks 12 times (five times with Orlando)... Pulled down 1,000th career NBA rebound on Apr. 3 @ Utah... Missed 16 games (five with Orlando) due to injury/illness: missed 11 games (Jan. 22-Feb. 12) due to a right quadricep contusion, one game (Apr. 22) due to a sore right ankle and four games (May 5-9, May 16) due to a left eye abrasion... **2019-20:** Played and started in 43 games with Chicago, averaging 11.3 ppg., 9.4 rpg. and 1.2 apg. in 29.2 minpg., while shooting .534 (183-343) from the field... Led (or tied) the team in scoring twice and in rebounding a team-best 31 times... Scored in double figures 27 times and 20+ points twice... Pulled down 10+ rebounds 21 times... Had a team-high 17 double-doubles... Recorded a career-high-tying four blocked shots on Dec. 4 vs. Memphis and Dec. 14 vs. L.A. Clippers... Named to the U.S. Team for the 2020 NBA Rising Stars, but did not play due to injury... Missed 22 games (Jan. 8-Feb. 25) due to a sprained right ankle... **2018-19:** Played and started in 44 games during his rookie campaign with Chicago, averaging 10.3 ppg., 7.0 rpg., 1.8 apg. and 1.32 blkpg. in 25.2 minpg.... Led (or tied) the team in scoring twice, in rebounding 12 times and in assists once... Scored in double figures 20 times and 20+ points three times... Pulled down 10+ rebounds nine times and had seven double-doubles... Logged a career-high 42:30 played on Jan. 4 vs. Indiana... Recorded a career-high four blocked shots on Jan. 3 vs. Houston... Had his first career double-double with 10 points and 10 rebounds on Oct. 27 @ Atlanta... Became the tenth rookie to start on opening night in Bulls history on Oct. 18 @ Philadelphia, tallying eight points, three rebounds, three assists and one blocked shot in 19:59... Suffered a sprained left thumb on Jan. 15 @ L.A. Lakers and missed the final 38 games of the season (Jan. 17-Apr. 10) after undergoing surgery.

CAREER TRANSACTIONS: Selected by Chicago in the first round (seventh overall) of the 2018 NBA Draft... Traded from Chicago along with Otto Porter Jr. and two future first round draft picks to Orlando in exchange for Al-Farouq Aminu and Nikola Vučević (Mar. 25, 2021)... Signed to a contract extension by Orlando (Oct. 16, 2021).

COLLEGE CAPSULE: Played and started in 37 games during his only season (2017-18) at Duke University, averaging 13.5 ppg., 9.1 rpg., 2.0 apg. and 2.05 blkpg. in 26.9 minpg., while shooting .561 (179-319) from the floor... Finished second all-time among Duke freshmen in rebounds (335), blocked shots (76) and double-doubles (16)... Was a Second Team All-ACC selection and a unanimous pick to the ACC All-Freshman Team... Named ACC Rookie of the Week three times (Nov. 20, Dec. 26 and Feb. 26).

ONE-ON-ONE: Full name is Wendell Andre Carter Jr.... Born in Atlanta, GA... Son of Wendell Sr. and Lydia Carter... Father played professional basketball in the Dominican Republic after a collegiate career at Delta State, while his mother played at the University of Mississippi... While a senior at Pace Academy in Atlanta, Georgia, claimed the Lance and Shield Award as the school's top scholar-athlete... When making his collegiate decision, chose Duke over Harvard... Won gold medals with USA Basketball at the 2015 FIBA Americas U16 Championship and the 2016 FIBA U17 World Championship... Selected for the 2016 USA Basketball Men's Junior National Team minicamp... A 2017 McDonald's All-American and named to the 2017 Jordan Brand Classic... In February 2021, spoke to members of the Boys2Men Mentoring Program, a nonprofit organization committed to creating communities of empowerment for all teenage boys on their journey to manhood... You can follow him on X: [@wendellcarter34](https://twitter.com/wendellcarter34) and on Instagram: [@wendellcarterjr](https://www.instagram.com/wendellcarterjr).



WENDELL CARTER JR. NBA REGULAR SEASON RECORD

YEAR/TEAM	G-GS-MIN	FGM-FGA (PCT.)	3FGM-3FGA (PCT.)	FTM-FTA (PCT.)	REBOUNDS OFF-DEF-TOT	AST	PF-DQ	TO	STL-BLK	PTS-AVG
18-19/CHI	44-44-1110	180-371 (.485)	6-32 (.188)	89-112 (.795)	87-220-307	78	152-4	65	26-58	455-10.3
19-20/CHI	43-43-1256	183-343 (.534)	6-29 (.207)	112-152 (.737)	139-266-405	51	162-5	72	33-36	484-11.3
20-21/CHI-ORL	54-44-1375	230-457 (.503)	15-51 (.294)	131-179 (.732)	132-311-443	104	146-0	78	35-42	606-11.2
21-22/ORL	62-61-1852	359-684 (.525)	70-214 (.327)	143-207 (.691)	139-509-648	171	169-3	117	36-43	931-15.0
22-23/ORL	57-54-1690	322-613 (.525)	80-225 (.356)	144-195 (.738)	120-377-497	132	159-4	106	30-33	868-15.2
TOTALS	260-246-7283	1274-2468 (.516)	177-551 (.321)	619-845 (.733)	617-1683-2300	536	788-16	438	160-212	3344-12.9



GUARD
HEIGHT: 6-4
WEIGHT: 205

YEARS PRO:
6

COLLEGE:
WASHINGTON

HIGH SCHOOL:
DEMATHA
(HYATTSVILLE, MD)


BIRTHDATE:
5-29-98

DRAFTED:
FIRST ROUND
(FIRST OVERALL)
OF THE 2017
NBA DRAFT BY
PHILADELPHIA.

ACQUIRED:
FROM PHILADELPHIA
IN EXCHANGE FOR
JONATHON SIMMONS,
A 2020 PROTECTED
FIRST ROUND DRAFT
PICK AND A 2019
SECOND ROUND
DRAFT PICK ON
FEBRUARY 7, 2019.

20

MARKELLE FULTZ



2022-23 SEASON:

Played and started in 60 games with Orlando, averaging 14.0 ppg., 5.7 apg., 3.9 rpg. and 1.45 stlpg. in 29.6 minpg., while shooting .514 (349-679) from the floor...Led the Magic in assists and steals...Ranked 15th in

the NBA in steals, tied for 26th in assists and ranked 31st in field goal percentage...Led (or tied) the team in scoring 10 times, in rebounding three times and in assists a team-high 32 times...Scored in double figures 44 times and 20+ points 11 times, including a career-high 28 points on Mar. 18 @ L.A. Clippers...Had 10+ assists twice – a season-high 10 assists on Jan. 30 @ Philadelphia and Mar. 19 @ L.A. Lakers...Had 10+ rebounds once – a season-high 10 rebounds on Feb. 13 @ Chicago...Had three double-doubles...Recorded at least one steal 43 times and two-or-more steals 26 times, including a career-high-tying six steals on Jan. 7 @ Golden State...Recorded at last one blocked shot 20 times and two-or-more blocks six times...Had his 200th career NBA steal on Feb. 9 vs. Denver...Scored 2,000th career NBA point on Mar. 5 vs. Portland...Missed 22 games due to injury: missed 21 games (Oct. 19-Nov. 28) due to a fracture in his big left toe and one game (Apr. 6) due to left knee soreness.

PROFESSIONAL CAREER: Appeared in 191 career NBA regular season games (146 starts) with Philadelphia and Orlando, averaging 11.8 ppg., 5.0 apg., 3.5 rpg. and 1.23 stlpg. in 26.3 minpg...Also played in eight career playoff games (five starts), averaging 8.1 ppg., 3.9 apg. and 1.8 rpg. in 21.3 minpg...**2021-22:** Played in 18 games (three starts) with Orlando, averaging 10.8 ppg., 5.5 apg., 2.7 rpg. and 1.11 stlpg. in 20.0 minpg., while shooting .806 (25-31) from the free throw line...Led (or tied) the team in assists seven times...Scored

in double figures 13 times...Dished out 10+ assists twice, including a career-high 15 assists on Apr. 10 vs. Miami...Had one double-double...Had at least one steal 12 times and two-or-more steals six times...Had at least one blocked shot three times and two-or-more blocks twice...Missed 64 games due to injury/illness: missed 61 games (Oct. 20-Feb. 25) due to left knee injury recovery and three games (Mar. 4, 9, 23) due to left knee injury management...In addition to the knee recovery, also missed Jan. 2-5 due to NBA Health & Safety Protocols...**2020-21:** Appeared and started in eight games with Orlando, averaging 12.9 ppg., 5.4 apg., 3.1 rpg. and 1.00 stlpg. in 26.9 minpg...Led (or tied) the team in scoring once and in assists five times...Scored in double figures five times and 20+ points twice...Had 10+ assists once...Had one double-double...Missed the final 64 games of the season (Jan. 8-May 16) due to a torn ACL in his left knee...Suffered the injury on Jan. 6 and underwent successful surgery on Jan. 20...**2019-20:** Played in 72 games (60 starts) with Orlando, averaging 12.1 ppg., a team-high 5.1 apg., 3.3 rpg. and 1.25 stlpg. in 27.7 minpg...As a starter, averaged 12.2 ppg., 5.4 apg., 3.4 rpg. and 1.35 stlpg. in 28.7 minpg...Tied for 30th in the NBA in steals and tied for 32nd in assists...Led (or tied) the team in scoring four times, in rebounding once and in assists a team-high 31 times...Scored in double figures 51 times and 20+ points six times...Had a career-high 11 rebounds on Jan. 15 @ L.A. Lakers...Dished out 10+ assists five times...Had four double-doubles...Recorded a triple-double (second of his career) on Jan. 15 @ L.A. Lakers with 21 points, 11 rebounds and 10 assists...Had at least one steal 52 times and two-or-more steals 24 times, including a career-high six steals on Jan. 3 vs. Miami...Had at least one blocked shot ten times and two-or-more blocks once...Played a career-high 39:30 on Feb. 12 vs. Detroit...Missed one game (Dec. 11) due to a stomach virus...Also appeared and started in five playoff games, averaging 12.0 ppg., 5.2 apg., 2.2 rpg. and 1.00 stlpg. in 29.3 minpg...**2018-19:** Appeared

MARKELLE FULTZ CAREER HIGHS

	CAREER HIGH	2022-23 SEASON HIGH	CAREER PLAYOFF HIGH
POINTS:	28 at L.A. Clippers, 3-18-23	28 at L.A. Clippers, 3-18-23	15 (2) vs. Milwaukee, 8-24-20
REBOUNDS:	11 at L.A. Lakers, 1-15-20	10 at Chicago, 2-13-23	5 vs. Milwaukee, 8-24-20
ASSISTS:	15 vs. Miami, 4-10-22	10 (2) at L.A. Lakers, 3-19-23	7 vs. Milwaukee, 8-24-20
BLOCKS:	2 (1) vs. Detroit, 4-2-23	2 (6) vs. Detroit, 4-2-23	1 (3) at Milwaukee, 8-29-20
STEALS:	6 (2) at Golden State, 1-7-23	6 at Golden State, 1-7-23	2 (3) vs. Milwaukee, 8-24-20

* NUMBERS IN PARENTHESES INDICATE THE NUMBER OF GAMES IN WHICH A PLAYER HAS REACHED A GIVEN TOTAL (IF MORE THAN ONE).

MARKELLE FULTZ

in 19 games (15 starts) with Philadelphia, averaging 8.2 ppg., 3.7 rpg. and 3.1 apg. in 22.5 minpg. ...As a starter, averaged 9.0 ppg., 3.8 rpg. and 3.5 apg. in 24.3 minpg. ...Led (or tied) the Sixers in assists twice. ... Scored in double figures six times. ... Had at least one steal 12 times and two-or-more steals four times. ... Recorded a career-high two blocked shots on Nov. 10 @ Memphis. ...**2017-18:** Played in 14 games during his rookie campaign with Philadelphia, averaging 7.1 ppg., 3.8 apg. and 3.1 rpg. in 18.1 minpg. ... Scored in double figures six times. ... Notched his first career triple-double with 13 points, 10 rebounds and 10 assists in 25 minutes on Apr. 11 vs. Milwaukee. ... Became the youngest player in NBA history (19 years, 317 days) to record a triple-double. ... Recorded at least one steal nine times and two steals three times. ... Made his NBA debut on Oct. 18 @ Washington, tallying 10 points, three rebounds, one assist and one blocked shot in 18 minutes. ... Missed 68 total games due to injury. ... Also played in three playoff games, averaging 1.7 ppg., 1.7 apg. and 1.0 rpg. in 7.6 minpg.

CAREER TRANSACTIONS: Selected by Philadelphia in the first round (first overall) of the 2017 NBA Draft. ... Traded from Philadelphia to Orlando in exchange for Jonathon Simmons, a 2020 protected first round draft pick and a 2019 second round draft pick (Feb. 7, 2019). ... Signed to a contract extension by Orlando (Dec. 21, 2020).

COLLEGE CAPSULE: Played and started in 25 games during his only season at the University of Washington, averaging 23.2 ppg., 5.9 apg., 5.7 rpg., 1.60 stlpg. and 1.20 blkpg. in 35.7 minpg., while shooting .413 (52-126) from three-point range. ... Named Third Team All-America by both the *Associated Press* and the *NABC*, and earned All-Pac 12 First Team honors. ... The only player in the country to average at least 20 points, five rebounds and five assists. ... Became the first guard in 25 years to average 20+ points, 5+ rebounds and 5+ assists, while shooting 40+ percent from three-point range and joined Anfernee Hardaway as the only players in the last 25 years to average 20-5-5 and one blocked shot. ... Set the Huskies freshman scoring record with 579 points. ... Led all NCAA Division I freshmen and all Pac-12 players in scoring, while ranking sixth overall in the nation. ... Set the UW single-season record with five 30+ point games. ... Also ranks on Huskies' all-time freshman list in assists (2nd, 148), steals (5th, 40) and blocked shots (T-5th, 30).

ONE-ON-ONE: Full name is Markelle N'Gai Fultz. ... A native of Upper Marlboro, Maryland. ... Played at DeMatha High School, but didn't play varsity basketball until his junior year, when he averaged 16.5 ppg. after making the jump from JV. ... As a senior (2015-16), led DeMatha to the Maryland Private School League Championship and was named a McDonald's All-American, played in the Jordan Brand Classic and the Under Armour Elite 24 games. ... Set the school record for assists in a season with 278. ... Was a member of the Team USA U18 team that won the FIBA Americas World Championship in July 2016, where he was selected as the tournament MVP. ... Recognized for his tremendous efforts in the Central Florida community as the co-winner of the Rich and Helen DeVos Community Enrichment Award in 2022. ... Joined teammates in sponsoring a donation to assist the Eatonville Thanksgiving Event in both 2020 and 2021, which provided 300 (of each), 32 lb. staple food pantry boxes and 30 lb. produce boxes, to underserved families in the Eatonville community. ... Along with teammates Wendell Carter Jr. and Chuma Okeke, sponsored "Drive By Blessing" event to 300 turkeys, pantry items & produce to seniors and families in the community for Thanksgiving 2021. ... Sponsored his annual "Fultzgiving" event in the District of Columbia, where he supplied 200 turkeys, pantry items and produce for families and seniors in the community at the Emery Heights Community Center for Thanksgiving 2021. ... Joined Jamahl Mosley for a holiday surprise for kids by purchasing gift cards for 67 Head Start program children (ages 3-5 years old) for the holidays in 2021. ... Sponsored 300 at-risk youth to attend games during the 2021-22 season as part of the Share the Magic program. ... You can follow him on X: [@MarkelleF](#) and on Instagram: [@markellefultz](#).



MARKELLE FULTZ

MARKELLE FULTZ NBA REGULAR SEASON RECORD

YEAR/TEAM	G-GS-MIN	FGM-FGA (PCT.)	3FGM-3FGA (PCT.)	FTM-FTA (PCT.)	REBOUNDS					PTS-AVG
					OFF-DEF-TOT	AST	PF-DQ	TO	STL-BLK	
17-18/PHI	14-0-253	45-111 (.405)	0-1 (.000)	10-21 (.476)	11-32-43	53	22-0	17	12-4	100-7.1
18-19/PHI-ORL	19-15-427	65-155 (.419)	4-14 (.286)	21-37 (.568)	26-44-70	59	52-0	25	17-5	155-8.2
19-20/ORL	72-60-1996	359-772 (.465)	36-135 (.267)	116-159 (.730)	41-197-238	369	142-0	147	90-11	870-12.1
20-21/ORL	8-8-215	41-104 (.394)	4-16 (.250)	17-19 (.895)	5-20-25	43	18-0	18	8-2	103-12.9
21-22/ORL	18-3-360	83-175 (.474)	4-17 (.235)	25-31 (.806)	4-45-49	99	22-0	40	20-5	195-10.8
22-23/ORL	60-60-1778	349-679 (.514)	27-87 (.310)	112-143 (.783)	69-165-234	341	131-1	139	87-26	837-14.0
TOTALS	191-146-5029	942-1996 (.472)	75-270 (.278)	301-410 (.734)	156-503-659	964	387-1	386	234-53	2260-11.8

MARKELLE FULTZ NBA PLAYOFF RECORD

YEAR/TEAM	G-GS-MIN	FGM-FGA (PCT.)	3FGM-3FGA (PCT.)	FTM-FTA (PCT.)	REBOUNDS					PTS-AVG
					OFF-DEF-TOT	AST	PF-DQ	TO	STL-BLK	
17-18/PHI	3-0-23	1-7 (.143)	0-0 (-)	3-4 (.750)	0-3-3	5	4-0	1	2-0	5-1.7
19-20/ORL	5-5-147	24-60 (.400)	6-16 (.375)	6-7 (.857)	0-11-11	26	20-1	13	5-3	60-12.0
TOTALS	8-5-170	25-67 (.373)	6-16 (.375)	9-11 (.818)	0-14-14	31	24-1	14	7-3	65-8.1



GUARD
HEIGHT: 6-4
WEIGHT: 205

YEARS PRO:
9

COLLEGE:
MICHIGAN STATE

HIGH SCHOOL:
HAMILTON
SOUTHEASTERN
(FISHERS, IN)

BIRTHDATE:
9-14-94

DRAFTED:
FIRST ROUND
(19TH OVERALL)
OF THE 2014
NBA DRAFT BY
CHICAGO.

ACQUIRED:
FROM DENVER
ALONG WITH
R.J. HAMPTON
AND A FUTURE
FIRST ROUND
DRAFT PICK IN
EXCHANGE FOR
GARY CLARK AND
AARON GORDON ON
MAR. 25, 2021.



14

GARY HARRIS



2022-23 SEASON:

Played in 48 games (42 starts) with Orlando, averaging 8.3 ppg., 2.0 rpg. and 1.2 apg. in 24.7 minpg., while shooting a team-high .431 (94-218) from three-point range and .900 (27-30) from the free throw line...As

a starter, averaged 8.1 ppg., 2.0 rpg., 1.3 apg. and 1.00 stlpg. in 25.0 minpg...Ranked sixth in the NBA in three-point field goal percentage...Led (or tied) the team in scoring once and in assists once...Scored in double figures 12 times and 20+ points twice, including a season-high 22 points on Jan. 25 vs. Indiana and Mar. 21 vs. Washington...Tied franchise record for most three-pointers made in a game without a miss, going 6-of-6 on Jan. 25 vs. Indiana...Recorded at least one steal 32 times and two-or-more steals 11 times, including a season-high three steals on Feb. 13 @ Chicago and Mar. 11 vs. Miami...Recorded at least one blocked shot eight times and two-or-more blocked shots four times...Appeared in his 500th career NBA regular season game on Feb. 25 vs. Indiana...Missed 32 games due to injury/illness: missed 15 games (Oct. 19-Nov. 16) due to left knee injury recovery, missed one game (Nov. 19) due to left knee injury management, missed 11 games (Dec. 2-21) due to a right hamstring strain, missed one game (Feb. 9) due to right adductor soreness and four games (Mar. 5-7, Apr. 6-7) due to left adductor soreness...Suspended by the NBA for one game (Dec. 30) for leaving the bench area during on-court altercation on Dec. 28 @ Detroit...DNP-CD once.

PROFESSIONAL CAREER: Appeared in 516 career NBA regular season games (416 starts) with Denver and Orlando, averaging 11.5 ppg., 2.4 rpg., 1.8 apg. and 1.15 stlpg. in 28.4 minpg., while shooting .370 (799-2,162) from three-point range and .815 (746-915)

from the free throw line...Also played in 28 career playoff games (26 starts), averaging 10.8 ppg., 3.1 rpg., 2.0 apg. and 1.00 stlpg. in 32.0 minpg...**2021-22:** Played in 61 games (30 starts) with Orlando, averaging 11.1 ppg., 2.0 rpg. and 1.8 apg. in 28.4 minpg., while shooting .384 (116-302) from three-point range and .874 (83-95) from the free throw line...As a starter, averaged 13.9 ppg., 2.4 rpg., 2.0 apg. and 1.03 stlpg. in 32.7 minpg...Led (or tied) the team in scoring five times and in assists four times...Scored in double figures 37 times and 20+ points six times...Had at least one steal 34 times and two-or-more steals 16 times...Had at least one blocked shot eight times and two-or-more blocks once...Recorded his 600th career NBA three-point field goal on Nov. 29 @ Philadelphia and his 700th career NBA three-point field goal on Mar. 9 @ New Orleans...Tallied his 500th career NBA steal on Dec. 1 vs. Denver...Scored his 5,000th career NBA point on Dec. 8 @ Sacramento...Recorded his 2,000th career NBA field goal on Feb. 2 @ Indiana...Missed eight games due to injury: missed three games (Oct. 20-24) due to right hamstring injury maintenance, two games (Nov. 1-3) due to a sprained left ankle, one game (Nov. 22) due to a sprained right hand, one game (Dec. 15) due to left hamstring tightness and one game (Jan. 23) due to back spasms...Also missed one game (Apr. 5) due to personal reasons...DNP-CD 12 times...**2020-21:** Appeared in 39 games (38 starts) with both Denver and Orlando, averaging 9.9 ppg., 2.0 rpg. and 2.0 apg. in 27.7 minpg...Played and started in 19 games with the Nuggets, averaging 9.7 ppg., 2.5 rpg. and 1.7 rpg. in 30.6 minpg...Acquired from Denver along with R.J. Hampton and a future first round draft pick in exchange for Gary Clark and Aaron Gordon on Mar. 25...Played in 20 games (19 starts) with the Magic, averaging 10.2 ppg., 2.3 apg. and 1.6 rpg. in 24.9 minpg...As a starter with Orlando, averaged 10.3 ppg., 2.4 apg. and 1.5 rpg. in 25.3 minpg...Led (or tied) the Magic in scoring once and in assists three times...Led (or tied) the Nuggets in scoring once and in assists once...Scored

GARY HARRIS CAREER HIGHS

	CAREER HIGH	2022-23 SEASON HIGH	CAREER PLAYOFF HIGH
POINTS:	36 (2) vs. Phoenix, 1-3-18	22 (2) vs. Washington, 3-21-23	23 vs. San Antonio, 4-16-19
REBOUNDS:	8 (3) at Utah, 2-5-20	6 vs. Indiana, 2-25-23	6 (4) at L.A. Clippers, 9-15-20
ASSISTS:	9 (2) at Detroit, 12-12-17	5 vs. Philadelphia, 11-27-22	7 at San Antonio, 4-18-19
BLOCKS:	2 (15) at Washington, 3-31-23	2 (4) at Washington, 3-31-23	2 (3) vs. Utah, 9-1-20
STEALS:	6 vs. Brooklyn, 11-7-17	3 (2) vs. Miami, 3-11-23	4 (2) vs. L.A. Clippers, 9-13-20

* NUMBERS IN PARENTHESES INDICATE THE NUMBER OF GAMES IN WHICH A PLAYER HAS REACHED A GIVEN TOTAL (IF MORE THAN ONE).

GARY HARRIS

in double figures 21 times (nine times with Orlando) and 20+ points once... Had at least one steal 20 times (eight times with Orlando) and two-or-more steals six times (twice with Orlando)... Had at least one blocked shot 10 times (six times with Orlando) and two-or-more blocks once... Appeared in his 400th career NBA regular season game on May 3 @ Detroit... Missed 30 games due to injury/illness: missed 29 games (23 with Denver, Feb. 4-16, Feb. 19-Mar. 24; six with Orlando, Mar. 28-Apr. 7) due to a left adductor strain and one game (Apr. 12) due to left adductor injury management... Also missed two games (Jan. 12-14) due to personal reasons... **2019-20:** Played in 56 games (55 starts) with Denver, averaging 10.4 ppg., 2.9 rpg., 2.1 apg. and 1.36 stlpg. in 31.8 minpg... Ranked 25th in the NBA in steals... Led (or tied) the team in scoring once and in assists three times... Scored in double figures 28 times and 20+ points once... Pulled down a career-high-tying eight rebounds on Feb. 5 @ Utah... Had two-or-more steals 25 times... Missed 15 games due to injury: missed two games (Dec. 29-31) due to a left shin contusion, five games (Jan. 15-22) due to a right adductor strain and eight games (Aug. 1-14) due to a strained right hip... Also appeared in 14 playoff games (12 starts), averaging 7.4 ppg., 2.0 rpg., 1.7 apg. and 1.14 stlpg. in 27.1 minpg., helping the Nuggets reach the Western Conference Finals... **2018-19:** Appeared in 57 games (48 starts) with Denver, averaging 12.9 ppg., 2.8 rpg. and 2.2 apg. in 28.8 minpg... Led (or tied) the team in scoring seven times and in assists once... Scored in double figures 36 times and 20+ points seven times... Missed 25 games due to injury: missed two games (Nov. 24-27) due to a sore left ankle, missed 11 games (Dec. 5-29) due to a right hip injury, missed five games (Jan. 8-15) due to left hip tightness and missed seven games (Feb. 1-13) due to a right adductor strain... Also played and started in 14 playoff contests, averaging 14.2 ppg., 4.1 rpg. and 2.3 apg. in 36.9 minpg., while shooting .868 (33-38) from the free throw line... **2017-18:** Played in 67 games (65 starts) with Denver, averaging a career-best 17.5 ppg., 2.9 apg., 2.6 rpg. and 1.82 stlpg. in 34.4 minpg., while shooting .396 (156-394) from three-point range and .827 (134-162) from the free throw line... Ranked sixth in the NBA in steals, 15th in minutes played, tied for 35th in three-point FG percentage, ranks 36th in scoring and tied for 38th in free throw percentage... Led (or tied) the team in scoring 19 times and in assists six times... Scored in double figures 61 times, 20+ points 23 times and had 30+ points three times, including a career-high 36 points on Dec. 13

@ Boston and Jan. 3 vs. Phoenix... Dished out a career-high-tying nine assists on Dec. 12 @ Detroit... Recorded a career-high six steals on Nov. 7 vs. Brooklyn... Missed 15 games due to injury/illness: missed two games (Nov. 11-13) due to a sore right shoulder, missed one game (Dec. 20) due to a right elbow contusion, missed one game (Jan. 12) due to personal reasons and missed 11 games (Mar. 17-Apr. 7) due to a right knee sprain/strain... **2016-17:** Appeared in 57 games (56 starts) with Denver, averaging 14.9 ppg., 3.1 rpg., 2.9 apg. and 1.25 stlpg. in 31.3 minpg., while shooting .420 (107-255) from three-point range... Ranked eighth in the NBA in three-point field goal percentage... Led (or tied) the team in scoring 10 times and in assists six times... Scored in double figures 47 times and 20+ points 15 times... Dished out a career-high nine assists on Apr. 7 vs. New Orleans... Missed 24 games due to injury/illness: missed four games (Oct. 26-Nov. 3) due to a strained right groin, missed 16 games (Nov. 13-Dec. 12) due to a right foot injury, missed one game (Jan. 7) due to a sore right groin and missed three games (Jan. 17-21) due to a sprained right ankle... **2015-16:** Played and started in 76 games with Denver, averaging 12.3 ppg., 2.9 rpg., 1.9 apg. and 1.28 stlpg. in 32.1 minpg., while shooting .820 (109-133) from the free throw line... Led (or tied) the team in scoring four times and in assists three times... Scored in double figures 53 times and 20+ points five times... Missed six games (Nov. 28-Dec. 8) due to a concussion... **2014-15:** Appeared in 55 games (six starts) during his rookie campaign with Denver, averaging 3.4 ppg. and 1.2 rpg. in 13.1 minpg... Scored in double figures four times... Made his NBA debut on Nov. 14 vs. Indiana, recording 13 points, three rebounds and two assists.

CAREER TRANSACTIONS: Selected by Chicago in the first round (19th overall) of the 2014 NBA Draft... Draft rights traded from Chicago along with Jusuf Nurkic to Denver in exchange for the draft rights to Doug McDermott and Anthony Randolph (Jun. 26, 2014)... Re-signed as a free agent by Denver (Oct. 12, 2017)... Traded from Denver along with R.J. Hampton and a future first round draft pick to Orlando in exchange for Gary Clark and Aaron Gordon (Mar. 25, 2021)... Signed to a contract extension by Orlando (Jun. 30, 2022).



presented by
AdventHealth

GARY HARRIS

COLLEGE CAPSULE: Played in 69 games (67 starts) during two seasons (2012-14) at Michigan State University, averaging 14.9 ppg., 3.3 rpg., 2.0 apg. and 1.57 stlpg. in 31.0 minpg... Scored 1,025 career points, becoming just the third Spartan to break the 1,000-point mark in just two seasons, joining Mike Robinson (1,202) and Magic Johnson (1,059)... As a sophomore (2013-14), played in 35 games, averaging 16.7 ppg., 4.0 rpg., 2.7 apg. and 1.80 stlpg. in 32.3 minpg... Named First Team All-Big Ten, member of the All-Big Ten Defensive Team and Honorable Mention AP All-American... Was also chosen to the Big Ten All-Tournament Team and the NCAA East Regional All-Tournament Team, helping the Spartans reach the NCAA Elite Eight... One of 15 finalists for the John R. Wooden Award... As a freshman (2012-13), appeared in 34 games, averaging 12.9 ppg., 2.5 rpg., 1.4 apg. and 1.32 stlpg. in 29.7 minpg... Was named the 2012-13 Big Ten Freshman of the Year (the first MSU player to win the award) and earned Second Team All-Big Ten honors.

ONE-ON-ONE: Mother, Joy Holmes, was a four-year letter winner at Purdue from 1988-91, and currently ranks seventh in school history with 1,747 points... A 1991 First Team Kodak/WBCA All-American, Joy played in the WNBA for the Detroit Shock in 2000, as well as for Seattle and Nashville in the American Basketball League... Earned both McDonald's and Jordan Brand All-American honors in 2012... Also played wide receiver while at Hamilton Southeastern High School, helping them win three league championships... You can follow him on X: [@thats_g](https://twitter.com/thats_g) and on Instagram: [@thats_g](https://www.instagram.com/thats_g).

GARY HARRIS NBA REGULAR SEASON RECORD

YEAR/TEAM	G-GS-MIN	FGM-FGA (PCT.)	3FGM-3FGA (PCT.)	FTM-FTA (PCT.)	REBOUNDS		AST	PF-DQ	TO	STL-BLK	PTS-AVG
					OFF-DEF-TOT	AST					
14-15/DEN	55-6-719	66-217 (.304)	21-103 (.204)	35-47 (.745)	21-43-64	29	71-0	38	39-7	188-3.4	
15-16/DEN	76-76-2438	359-765 (.469)	105-297 (.354)	109-133 (.820)	54-166-220	147	143-0	98	97-18	932-12.3	
16-17/DEN	57-56-1782	320-637 (.502)	107-255 (.420)	104-134 (.776)	48-130-178	164	92-0	76	71-8	851-14.9	
17-18/DEN	67-65-2304	440-908 (.485)	156-394 (.396)	134-162 (.827)	37-139-176	194	119-0	119	122-15	1170-17.5	
18-19/DEN	57-48-1639	270-637 (.424)	82-242 (.339)	115-144 (.799)	41-118-159	127	113-0	68	55-19	737-12.9	
19-20/DEN	56-55-1780	218-519 (.420)	70-210 (.333)	75-92 (.815)	26-137-163	118	116-1	60	76-14	581-10.4	
20-21/DEN-ORL	39-38-1080	138-345 (.400)	48-141 (.340)	64-78 (.821)	21-58-79	78	71-0	37	28-11	388-9.9	
21-22/ORL	61-30-1730	240-553 (.434)	116-302 (.384)	83-95 (.874)	36-86-122	108	112-2	61	59-9	679-11.1	
22-23/ORL	48-42-1184	138-307 (.450)	94-218 (.431)	27-30 (.900)	21-77-98	59	93-0	28	45-12	397-8.3	
TOTALS	516-416-14656	2189-4888 (.448)	799-2162 (.370)	746-915 (.815)	305-955-1260	946	930-3	585	592-113	5923-11.5	

GARY HARRIS NBA PLAYOFF RECORD

YEAR/TEAM	G-GS-MIN	FGM-FGA (PCT.)	3FGM-3FGA (PCT.)	FTM-FTA (PCT.)	REBOUNDS		AST	PF-DQ	TO	STL-BLK	PTS-AVG
					OFF-DEF-TOT	AST					
18-19/DEN	14-14-517	73-158 (.462)	20-57 (.351)	33-38 (.868)	9-49-58	32	38-1	11	12-8	199-14.2	
19-20/DEN	14-12-379	34-90 (.378)	19-52 (.365)	17-22 (.773)	7-21-28	24	45-2	21	16-4	104-7.4	
TOTALS	28-26-896	107-248 (.431)	39-109 (.358)	50-60 (.833)	16-70-86	56	83-3	32	28-12	303-10.8	





FORWARD
HEIGHT: 6-8
WEIGHT: 215

YEARS PRO:
 1

COLLEGE:
 MICHIGAN


HIGH SCHOOL:
 MONTVERDE ACADEMY
 (MONTVERDE, FL)

BIRTHDATE:
 1-9-03

ACQUIRED:
 SECOND ROUND
 (32ND OVERALL)
 OF THE 2022 NBA
 DRAFT BY ORLANDO.

2

CALEB HOUSTAN



2022-23 SEASON:

Played in 51 games (four starts) during his rookie campaign with Orlando, averaging 3.8 ppg. and 1.9 rpg. in 15.9 minpg.... As a starter, averaged 10.8 ppg., 3.5 rpg., 1.3 apg. and 1.25 stlpg. in 30.8 minpg.... Led (or

led) the team in rebounding once... Scored in double figures three times and 20+ points once, including a career-high 21 points on Apr. 9 @ Miami... Recorded at least one steal 11 times and two-or-more steals once... Recorded at least one blocked shot six times and two-or-more blocks once... Logged a career-high 33:55 played on Apr. 9 @ Miami... Made his NBA debut on Oct. 19 @ Detroit, tallying three rebounds and one blocked shot in 21:55... Scored his first NBA points on Oct. 24 @ New York with a pair of free throws with 1:50 left in first quarter... Made his first NBA start on Nov. 28 @ Brooklyn, recording three points, seven rebounds, one assist and one steal in 30:52 played... DNP-CD 22 times... Also appeared in 12 games (one start) with Lakeland of the NBA G League, averaging 16.3 ppg., 5.0 rpg. and 1.6 apg. in 29.4 minpg.

CAREER TRANSACTIONS: Selected by Orlando in the second round (32nd overall) of the 2022 NBA Draft.

COLLEGE CAPSULE: Played and started in all 34 games during his only season (2021-22) as a freshman at

the University of Michigan, averaging 10.1 ppg., 4.0 rpg. and 1.4 apg. in 32.1 minpg., while shooting .355 (60-169) from three-point range... Led the Wolverines in three-point field goals made... Scored in double figures 17 times and had 20+ points twice... Had ten games with 3+ three-pointers made and four games with 4+ three-pointers... Named the Big Ten Freshman of the Week for the period ending Jan. 24, 2022, and helped Michigan reach the Sweet Sixteen during the NCAA Tournament for the fifth consecutive time.

ONE-ON-ONE: Full name is Caleb Michael David Houston... Son of Andrea and David Houston... Has a brother, Devan... Born in Mississauga, Ontario, Canada... Spent three years at Montverde Academy in Montverde, FL... During his sophomore (2019-20) and junior (2020-21) seasons, helped Montverde to a No. 1 prep ranking in the nation and back-to-back Geico Prep National titles... As a junior (2020-21), named Florida's Gatorade Player of the Year, while also being named a 2021 McDonald's All-American, a Naismith Second Team All-American and to the *Sports Illustrated* All-American Third Team... A member of the Canadian National Team during the 2021 FIBA U19 World Cup, helping Canada to the bronze medal (only its second medal in World Cup history), the 2019 FIBA U16 Americas Championship and the 2018 FIBA U17 World Cup (as a 15-year-old)... Reclassified from the Class of 2022 to 2021, foregoing his senior season to head to Michigan.

CALEB HOUSTAN CAREER HIGHS

	CAREER HIGH	2022-23 SEASON HIGH	CAREER PLAYOFF HIGH
POINTS:	21 at Miami, 4-9-23	21 at Miami, 4-9-23	N/A
REBOUNDS:	7 at Brooklyn, 11-28-22	7 at Brooklyn, 11-28-22	N/A
ASSISTS:	3 vs. Philadelphia, 11-27-22	3 vs. Philadelphia, 11-27-22	N/A
BLOCKS:	2 vs. New York, 3-23-23	2 vs. New York, 3-23-23	N/A
STEALS:	2 at Miami, 4-9-23	2 at Miami, 4-9-23	N/A

* NUMBERS IN PARENTHESES INDICATE THE NUMBER OF GAMES IN WHICH A PLAYER HAS REACHED A GIVEN TOTAL (IF MORE THAN ONE).

GALEB HOUSTAN

GALEB HOUSTAN NBA REGULAR SEASON RECORD

YEAR/TEAM	G-GS-MIN	FGM-FGA (PCT.)	3FGM-3FGA (PCT.)	FTM-FTA (PCT.)	REBOUNDS		AST	PF-DQ	TO	STL-BLK	PTS-AVG
					OFF-DEF-TOT						
22-23/ORL	51-4-812	66-182 (.363)	46-136 (.338)	15-18 (.833)	34-65-99		30	63-0	18	12-7	193-3.8
TOTALS	51-4-812	66-182 (.363)	46-136 (.338)	15-18 (.833)	34-65-99		30	63-0	18	12-7	193-3.8

GALEB HOUSTAN NBA G LEAGUE RECORD

YEAR/TEAM	G-GS-MIN	FGM-FGA (PCT.)	3FGM-3FGA (PCT.)	FTM-FTA (PCT.)	REBOUNDS		AST	PF-DQ	TO	STL-BLK	PTS-AVG
					OFF-DEF-TOT						
22-23/LAK	12-1-353	62-152 (.408)	37-101 (.366)	21-23 (.913)	24-36-60		19	17-0	31	8-3	195-16.3
TOTALS	12-1-353	62-152 (.408)	37-101 (.366)	21-23 (.913)	24-36-60		19	17-0	31	8-3	195-16.3

GALEB HOUSTAN COLLEGIATE RECORD

YEAR/TEAM	G-GS-MIN	FGM-FGA (PCT.)	3FGM-3FGA (PCT.)	FTM-FTA (PCT.)	REBOUNDS		AST	PF-DQ	TO	STL-BLK	PTS-AVG
					OFF-DEF-TOT						
21-22/UM	34-34-1090	109-284 (.384)	60-169 (.355)	65-83 (.783)	27-108-135		46	57-0	52	25-8	343-10.1
TOTALS	34-34-1090	109-284 (.384)	60-169 (.355)	65-83 (.783)	27-108-135		46	57-0	52	25-8	343-10.1





GUARD-FORWARD
HEIGHT: 6-8
WEIGHT: 215

YEARS PRO:
ROOKIE


COLLEGE:
MICHIGAN

HIGH SCHOOL:
IMG ACADEMY
(BRADENTON, FL)

BIRTHDATE:
9-14-03

ACQUIRED:
FIRST ROUND
(11TH OVERALL)
OF THE 2023
NBA DRAFT
BY ORLANDO.

13 JETT HOWARD



CAREER TRANSACTIONS:
 Selected by Orlando in the first round (11th overall) of the 2023 NBA Draft.

COLLEGE CAPSULE:
 Played and started in 29 games during his only season (2022-23) as a freshman at the

University of Michigan, averaging 14.2 ppg., 2.8 rpg. and 2.0 apg. in 31.7 minpg., while shooting .368 (78-212) from three-point range and .800 (60-75) from the free throw line. . .Named to the 2022-23 All-Big Ten Third Team (media), as well as the 2022-23 Big Ten All-Freshman Team. . .Led the Wolverines in three-pointers made and ranked second in scoring. . . Finished second in the Big Ten in three-pointers made per game (2.7). . .Scored in double figures 23 times, 20+ points four times and 30+ points once, including a career-high 34 points on Jan. 12 @ Iowa. . .The 34 points were the most scored by a Michigan freshman

since Jalen Rose also had 34 points at Iowa on Jan. 9, 1992. . .Made his collegiate debut with start on Nov. 7 vs. Purdue Fort Wayne, scoring 21 points. . . It was the first 20+ point debut by a freshman since Jamal Crawford scored 21 points on Nov. 19, 1999.

ONE-ON-ONE: Full name is Jett A. Howard. . .Born in Chicago, IL. . .Son of Jenine and Juwan Howard. . . Father, Juwan, was a member of the famed "Fab 5" at the University of Michigan, played 19 years in the NBA (including the 2003-04 season with Orlando), served as an assistant coach for Miami for six years and is the head coach at the University of Michigan. . . Played with older brother, Jace, at Michigan (2022-23). . .Transferred to IMG Academy in Bradenton, FL for his final two years of high school, after spending two years at University School. . .Played in both the 2022 Jordan Brand Classic and the 2022 Iverson Classic. . .Named Most Valuable Player of the Iverson Classic, scoring 20 points on 9-of-12 shooting from the field. . .You can follow him on X: [@JettHoward5](#) and on Instagram: [@jettHoward](#).

JETT HOWARD COLLEGIATE RECORD

YEAR/TEAM	G-GS-MIN	FGM-FGA (PCT.)	3FGM-3FGA (PCT.)	FTM-FTA (PCT.)	REBOUNDS		AST	PF-DQ	TO	STL-BLK	PTS-AVG
					OFF-DEF-TOT						
22-23/UM	29-29-922	137-331 (.414)	78-212 (.368)	60-75 (.800)	8-74-82	59	64-2	37	12-19	412-14.2	
TOTALS	29-29-922	137-331 (.414)	78-212 (.368)	60-75 (.800)	8-74-82	59	64-2	37	12-19	412-14.2	

FORWARD
HEIGHT: 6-9
WEIGHT: 235

YEARS PRO:
9

FROM:
AUSTRALIA


BIRTHDATE:
10-2-87

DRAFTED:
NOT DRAFTED
BY AN NBA
FRANCHISE.

ACQUIRED:
SIGNED AS A
FREE AGENT ON
JULY 7, 2023.



7 JOE INGLES



2022-23 SEASON:

Played in 46 games with Milwaukee, averaging 6.9 ppg., 3.3 apg. and 2.8 rpg. in 22.7 minpg., while shooting .409 (83-203) from three-point range and .857 (18-21) from the free throw line...Tied for 24th in the NBA in three-point field

goal percentage...Led (or tied) the team in rebounding once and in assists four times...Scored in double figures 10 times, including a season-high 17 points on Jan. 9 @ New York...Had one double-double: 14 points and season-high 10 assists on Dec. 30 vs. Minnesota...Recorded at least one steal 25 times and two-or-more steals eight times...Recorded at least one blocked shot six times...Missed 34 games due to injury/illness: missed 29 games (Oct. 20-Dec. 17) due to left knee ACL surgery and missed five games (Jan. 4, 12, 16, Feb. 9, Mar. 13) due to left knee injury management...DNP-CD twice...Also appeared in five playoff games, averaging 6.8 ppg., 2.0 apg. and 1.2 rpg. in 17.8 minpg., while shooting .500 (10-20) from three-point range.

PROFESSIONAL CAREER: Appeared in 636 career NBA regular season games (313 starts) with Utah and Milwaukee, averaging 8.5 ppg., 3.7 apg. and 3.2 rpg. in 25.5 minpg., while shooting .408 (1,154-2,825) from three-point range...Has also played in 50 career playoff games (40 starts), averaging 9.5 ppg., 3.6 apg., 3.5 rpg. and 1.06 stlpg. in 29.9 minpg., while shooting .400 (106-265) from three-point range...Stands as Utah's all-time franchise leader in three-point field goals made with 1,071...**2021-22:** Played in 45 games (15 starts) with Utah, averaging 7.2 ppg., 3.5 apg. and 2.9 rpg. in 24.9 minpg....Scored in double figures 14 times...Suffered a torn ACL in his left knee on Jan. 30 @ Minnesota...Traded from Utah to Portland in exchange for Nickeil Alexander-Walker and Juancho Hernangomez on Feb. 9...Did not appear

in any games with the Blazers due to his knee injury...Missed a total of 29 games (Feb. 2-Apr. 10) due to the injury...**2020-21:** Appeared in 67 games (30 starts) with Utah, averaging a career-high-tying 12.1 ppg., 4.7 apg. and 3.6 rpg. in 27.9 minpg., while shooting .451 (183-406) from three-point range and .844 (76-90) from the free throw line...Ranked fifth in the NBA in three-point field goal percentage and tied for 39th in assists...Scored in double figures 43 times, 20+ points 10 times and 30+ points once, including a career-high 34 points on Mar. 18 @ Washington...Tied a franchise record with eight three-pointers made during the game...Passed John Stockton (845) to become Utah's all-time leader in three-point field goals made on Jan. 29 vs. Dallas...Dished out 10+ assists twice, including a career-high-tying 14 assists on Apr. 17 @ L.A. Lakers...Had two double-doubles...Also appeared in 11 playoff games (six starts), averaging 10.2 ppg., 3.5 apg. and 3.1 rpg. in 27.8 minpg., while shooting .414 (24-58) from three-point range...**2019-20:** Played in 72 games (45 starts) with Utah, averaging 9.8 ppg., 5.2 apg. and 3.9 rpg. in 29.7 minpg., while shooting .399 (141-353) from three-point range...Tied for 29th in the NBA in three-point field goal percentage and tied for 30th in assists...Third in the NBA among non-guards in assists, trailing only Nikola Jokic and Bam Adebayo...Scored in double figures 32 times and 20+ points eight times...Pulled down a career-high-tying 12 rebounds on Dec. 17 vs. Orlando...Dished out 10+ assists four times...Had three double-doubles...Also played and started in seven playoff outings, averaging 9.1 ppg., 4.7 apg. and 3.4 rpg. in 33.4 minpg....**2018-19:** Appeared and started in all 82 games with Utah, averaging a career-high 12.1 ppg., a career-high 5.7 apg., 4.0 rpg. and 1.20 stlpg. in 31.3 minpg., while shooting .391 (189-483) from three-point range...Ranked 23rd in the NBA in assists, 31st in three-point field goal percentage and 37th in steals...Scored in double figures 56 times and 20+ points five times...Had a career-high 12 rebounds on Jan. 11 vs. L.A. Lakers...Dished out 10+ assists seven times, including a career-high 14 assists on Mar. 27

JOE INGLES CAREER HIGHS

	CAREER HIGH	2022-23 SEASON HIGH	CAREER PLAYOFF HIGH
POINTS:	34 at Washington, 3-18-21	17 at New York, 1-9-23	27 at Houston, 5-2-18
REBOUNDS:	12 (2) vs. Orlando, 12-17-19	8 vs. Brooklyn, 3-9-23	8 (3) at Denver, 9-1-20
ASSISTS:	14 (2) at L.A. Lakers, 4-17-21	10 vs. Minnesota, 12-30-22	11 vs. L.A. Clippers, 4-23-17
BLOCKS:	3 vs. L.A. Clippers, 2-27-19	1 (6) at Washington, 4-4-23	1 (9) at Miami, 4-22-23
STEALS:	6 vs. Phoenix, 3-17-16	2 (8) vs. Chicago, 4-5-23	5 at Houston, 4-17-19

* NUMBERS IN PARENTHESES INDICATE THE NUMBER OF GAMES IN WHICH A PLAYER HAS REACHED A GIVEN TOTAL (IF MORE THAN ONE).

vs. L.A. Lakers...Had seven double-doubles...Tallied a career-high three blocked shots on Feb. 27 vs. L.A. Clippers...Also appeared and started in five playoff games, averaging 6.4 ppg., 5.0 apg., 4.8 rpg. and 2.20 stlpg. in 30.2 minpg...**2017-18:** Played in all 82 games (81 starts) with Utah, averaging 11.5 ppg., 4.8 apg., 4.2 rpg. and 1.10 stlpg. in 31.4 minpg., while shooting .440 (204-464) from three-point range...Tied for fourth in the NBA in three-point field goal percentage and tied for 30th in assists...Scored in double figures 53 times and 20+ points seven times...Dished out 10+ assists four times and had four double-doubles...Also played and started in 11 playoff contests, averaging 14.5 ppg., 4.4 rpg. and 3.4 apg. in 34.7 minpg., while shooting .455 (35-77) from three-point range...**2016-17:** Appeared in all 82 games (26 starts) with Utah, averaging 7.1 ppg., 3.2 rpg., 2.7 apg. and 1.17 stlpg. in 24.0 minpg., while shooting .441 (123-279) from three-point range...Ranked third in the NBA in three-point field goal percentage...Scored in double figures 23 times and 20+ points twice...Also played and started in 11 playoff games, averaging 6.5 ppg., 3.7 rpg., 3.3 apg and 2.00 stlpg. in 30.4 minpg...**2015-16:** Played in 81 games (two starts) with Utah, averaging 4.2 ppg., 1.9 rpg. and 1.2 apg. in 15.3 minpg., while shooting .386 (81-210) from three-point range...Scored in double figures seven times...Had a career-high six steals on Mar. 17 vs. Phoenix...**2014-15:** Appeared in 79 games (32 starts) during his rookie campaign with Utah, averaging 5.0 ppg., 2.3 apg. and 2.2 rpg. in 21.2 minpg...Scored in double figures 16 times...Made his NBA debut on Oct. 29 vs. Houston...Scored his first NBA points on Oct. 30 @ Dallas...Made his first career NBA start on Jan. 3 @ Minnesota, tallying seven points, four assists, three rebounds and two steals in 30:08 played.

CAREER TRANSACTIONS: Not drafted by an NBA franchise...Signed as a free agent by the L.A. Clippers (Sep. 29, 2014)...Waived by the L.A. Clippers (Oct. 25, 2014)...Claimed off waivers by Utah (Oct. 27, 2014)...Signed to a multi-year deal by Utah (Jul. 10, 2015)...Signed to a multi-year deal by Utah (Jul. 21, 2017)...Signed to a contract extension by Utah (Oct. 21, 2019)...Traded from Utah, along with Elijah Hughes and a future second round draft pick, to Portland as part of a three-team deal that also included San Antonio; Utah also traded a future second round draft pick to San Antonio; Portland traded Tomas Satoransky to San Antonio and Nickeil Alexander-Walker to Portland; San Antonio traded Juan Hernangomez to Utah (Feb. 9, 2022)...Signed

as a free agent by Milwaukee (Jul. 6, 2022)... Signed as a free agent by Orlando (Jul. 7, 2023).

INTERNATIONAL CAREER: Appeared in 55 career games with the Australian Men's National Team, averaging 10.3 ppg., 3.8 rpg. and 3.5 apg...Participated in four Olympic Games (2008, 2012, 2016 and 2020) and three FIBA World Cups (2010, 2014 and 2019)... Helped Australia capture a bronze medal at the 2020 Games in Tokyo...Spent three seasons (2006-09) with the South Dragons of the National Basketball League in Australia...Was the first player to ever sign with the team...Named the 2006-07 NBL Rookie of the Year...Helped the Dragons win the 2008-09 NBL championship...Played 180 career games during four seasons (2009-13) with CB Granada and FC Barcelona Regal of Liga ACB in Spain, averaging 7.0 ppg., 2.2 rpg. and 1.7 apg. in 19.8 minpg...Spent one season (2013-14) with Maccabi Tel Aviv...**2013-14:** Played 30 games with Maccabi Tel Aviv, averaging 6.4 ppg., 3.0 rpg. and 2.9 apg. in 22.9 minpg...Led Maccabi Tel Aviv to the 2013-14 EuroLeague championship...**2012-13:** Appeared in 22 games with FC Barcelona Regal of Liga ACB in Spain, 7.0 ppg., 2.1 rpg. and 1.5 apg. in 19.9 minpg...Also played in 29 EuroLeague outings with FC Barcelona Regal, averaging 6.0 ppg., 2.1 rpg. and 1.1 apg. in 20.1 minpg...**2011-12:** Played in 28 games with FC Barcelona Regal of Liga ACB in Spain, 5.2 ppg., 1.8 apg. and 1.6 rpg. in 15.4 minpg...Also played in 21 EuroLeague contests with FC Barcelona Regal, averaging 4.3 ppg., 1.7 rpg. and 1.4 apg. in 13.3 minpg...**2010-11:** Appeared in seven games with CB Granada of Liga ACB in Spain, averaging 13.3 ppg., 4.7 rpg., 3.9 apg. and 2.29 stlpg. in 33.0 minpg... Played 24 games with FC Barcelona Regal of Liga ACB in Spain, 6.6 ppg. and 1.1 apg. in 15.3 minpg...Also played in 15 EuroLeague outings with FC Barcelona Regal, averaging 5.0 ppg., 1.2 apg. and 1.1 rpg. in 15.7 minpg...**2009-10:** Played in 34 games with CB Granada of Liga ACB in Spain, averaging 11.0 ppg., 4.1 rpg., 2.6 apg. and 1.15 stlpg. in 29.2 minpg.

ONE-ON-ONE: Full name is Joseph Howarth Ingles... Born in Adelaide, Australia... Attended Lake Ginninderra College and the Australian Institute of Sport...Along with basketball, played Australian rules football and cricket during his youth... Turned pro at the age of 18.



JOE INGLES NBA REGULAR SEASON RECORD

YEAR/TEAM	G-GS-MIN	FGM-FGA (PCT.)	3FGM-3FGA (PCT.)	FTM-FTA (PCT.)	REBOUNDS			STL-BLK	PTS-AVG	
					OFF-DEF-TOT	AST	PF-DQ			
14-15/UTA	79-32-1673	147-354 (.415)	72-202 (.356)	30-40 (.750)	22-153-175	182	124-1	98	72-10	396-5.0
15-16/UTA	81-2-1241	124-291 (.426)	81-210 (.386)	13-18 (.722)	19-132-151	96	98-0	65	55-4	342-4.2
16-17/UTA	82-26-1972	204-451 (.452)	123-279 (.441)	50-68 (.735)	23-238-261	225	163-0	107	96-8	581-7.1
17-18/UTA	82-81-2578	335-718 (.467)	204-464 (.440)	66-83 (.795)	24-320-344	392	178-0	159	90-20	940-11.5
18-19/UTA	82-82-2568	359-802 (.448)	189-483 (.391)	87-123 (.707)	35-295-330	469	180-0	193	98-20	994-12.1
19-20/UTA	72-45-2137	246-553 (.445)	141-353 (.399)	74-94 (.787)	27-251-278	373	154-0	142	65-11	707-9.8
20-21/UTA	67-30-1867	275-562 (.489)	183-406 (.451)	76-90 (.844)	27-217-244	318	120-0	117	45-12	809-12.1
21-22/UTA-POR	45-15-1122	115-285 (.404)	78-225 (.347)	17-22 (.773)	12-119-131	158	82-0	46	23-5	325-7.2
22-23/MIL	46-0-1044	108-248 (.435)	83-203 (.409)	18-21 (.857)	13-115-128	150	74-0	55	33-6	317-6.9
TOTALS	636-313-16202	1913-4264 (.449)	1154-2825 (.408)	431-559 (.771)	202-1840-2042	2363	1173-1	982	577-96	5411-8.5

JOE INGLES NBA PLAYOFF RECORD

YEAR/TEAM	G-GS-MIN	FGM-FGA (PCT.)	3FGM-3FGA (PCT.)	FTM-FTA (PCT.)	REBOUNDS			STL-BLK	PTS-AVG	
					OFF-DEF-TOT	AST	PF-DQ			
16-17/UTA	11-11-334	25-62 (.403)	15-41 (.366)	6-9 (.667)	2-39-41	36	28-0	16	22-5	71-6.5
17-18/UTA	11-11-382	57-121 (.471)	35-77 (.455)	11-17 (.647)	5-43-48	37	29-0	26	6-2	160-14.5
18-19/UTA	5-5-151	12-37 (.324)	8-29 (.276)	0-0 (---)	3-21-24	25	14-0	8	11-0	32-6.4
19-20/UTA	7-7-234	22-54 (.407)	14-40 (.350)	6-6 (1.000)	1-23-24	33	15-0	4	4-1	64-9.1
20-21/UTA	11-6-306	39-79 (.494)	24-58 (.414)	10-13 (.769)	1-33-34	38	19-0	9	7-0	112-10.2
22-23/MIL	5-0-89	12-23 (.522)	10-20 (.500)	0-0 (---)	1-5-6	10	7-0	6	3-1	34-6.8
TOTALS	50-40-1496	167-376 (.444)	106-265 (.400)	33-45 (.733)	13-164-177	179	112-0	69	53-9	473-9.5





FORWARD
HEIGHT: 6-10
WEIGHT: 233

YEARS PRO:
 6

COLLEGE:
 FLORIDA STATE

HIGH SCHOOL:
 IMG ACADEMY
 (BRADENTON, FL)

BIRTHDATE:
 10-3-97

ACQUIRED:
 FIRST ROUND
 (SIXTH OVERALL)
 OF THE 2017
 NBA DRAFT BY
 ORLANDO.

1 JONATHAN ISAAC



2022-23 SEASON: Played in 11 games with Orlando, averaging 5.0 ppg., 4.0 rpg. and 1.27 stlpg. in 11.3 minpg. ... Scored in double figures twice – a season-high 10 points on Jan. 23 vs. Boston and Feb. 23 vs. Detroit. ... Recorded at least one steal nine times and

1.4 apg., 2.29 blkpg. and 1.56 stlpg. in 28.8 minpg. ... As a starter, averaged 12.0 ppg., 6.9 rpg., 1.4 apg., 2.44 blkpg. and 1.56 stlpg. in 29.7 minpg. ... Led (or tied) the team in scoring three times, in rebounding seven times and in assists once. ... Scored in double figures 23 times and 20+ points four times, including a career-high 25 points on Nov. 23 @ Indiana. ... Had five double-doubles. ... Had 10+ rebounds six times, including a career-high-tying 13 rebounds on Nov. 20 @ Toronto. ... Dished out a career-high five assists on Nov. 6 @ Dallas and Dec. 23 vs. Chicago. ... Had at least one blocked shot 30 times and two-or-more blocks 23 times, including a career-high six blocked shots on Nov. 6 @ Dallas. ... Had at least one steal 24 times and two-or-more steals 13 times, including a career-high seven steals on Dec. 28 @ Milwaukee. ... Scored his 1,000th career NBA point on Nov. 20 @ Toronto. ... Passed Darko Milicic (200) for tenth on the Magic's all-time blocked shots list on Dec. 27 vs. Philadelphia and passed Tony Battie (205) for ninth on Dec. 30 vs. Atlanta. ... Missed 39 games due to injury: missed two games (Nov. 15-17) due to a sprained right ankle, 31 games (Jan. 3-Mar. 10) due to a posterior lateral corner injury/medial bone contusion of his left knee (suffered injury Jan. 1 @ Washington) and six games (Aug. 4-13) due to a torn left anterior cruciate ligament. ... Suffered a torn ACL of his left knee on Aug. 2 vs. Sacramento. ... Underwent successful surgery on Aug. 7. ... Missed the 2020 NBA Playoffs due to a torn left ACL. ... **2018-19:** Played in 75 games (64 starts) with Orlando, averaging 9.6 ppg., 5.5 rpg., 1.1 apg. and 1.31 blkpg. in 26.6 minpg. ... Shot .815 (110-135) from the free throw line. ... As a starter, averaged 9.7 ppg., 5.6 rpg., 1.1 apg. and 1.27 blkpg. in 27.2 minpg. ... Ranked 19th in the NBA in blocked shots. ... Led (or tied) the team in scoring once and in rebounding six times. ... Scored in double figures 37 times and had 20+ points once. ... Had 10+ rebounds four times, including a career-high 13 rebounds on Jan. 31 vs. Indiana. ... Had three double-doubles. ... Recorded first career double-double on Oct. 22 @ Boston with 18 points and 12 rebounds. ... Had at least one blocked shot 52 times and

two-or-more steals four times, including a season-high three steals on Feb. 9 vs. Denver. ... Recorded at least one blocked shot four times. ... Missed 68 total games due to injury: missed 41 games (Oct. 19-Jan. 9) due to left knee injury recovery, missed two games (Jan. 20-21) due to return to competition re-conditioning, missed four games (Jan. 27, Feb. 1, 14, 23) due to left knee injury management, missed one game (Feb. 27) due to a right hamstring strain, one game (Mar. 1) due to a right hamstring strain and adductor injury and 19 games (Mar. 3-Apr. 9) due to a torn left adductor/surgery. ... Underwent surgery on Mar. 3 to repair a torn left adductor muscle. ... Also appeared in three games with Lakeland of the NBA G League, averaging 15.7 ppg., 6.7 rpg., 2.0 apg. and 2.00 blkpg. in 17.7 minpg.

PROFESSIONAL CAREER: Appeared in 147 career NBA regular season games (106 starts), all with Orlando, averaging 9.0 ppg., 5.3 rpg., 1.0 apg., 1.43 blkpg. and 1.08 stlpg. in 24.7 minpg. ... Also played and started in five career playoff outings, averaging 6.6 ppg., 6.2 rpg. and 1.00 blkpg. in 27.3 minpg. ... **2021-22:** Missed the entire season due to left knee injury recovery. ... Also suffered a minor right hamstring injury during rehabilitation and underwent a surgical procedure on Mar. 17. ... **2020-21:** Missed the entire season due to a torn anterior cruciate ligament of his left knee on Aug. 2, 2020 vs. Sacramento. ... Underwent successful surgery on Aug. 7. ... **2019-20:** Appeared in 34 games (32 starts) with Orlando, averaging 11.9 ppg., 6.8 rpg.,

JONATHAN ISAAC CAREER HIGHS

	CAREER HIGH	2022-23 SEASON HIGH	CAREER PLAYOFF HIGH
POINTS:	25 at Indiana, 11-23-19	10 (2) vs. Detroit, 2-23-23	14 vs. Toronto, 4-19-19
REBOUNDS:	13 (2) at Toronto, 11-20-19	7 (2) vs. Detroit, 2-23-23	8 at Toronto, 4-13-19
ASSISTS:	5 (2) vs. Chicago, 12-23-19	2 vs. Indiana, 1-25-23	1 (2) vs. Toronto, 4-21-19
BLOCKS:	6 at Dallas, 11-6-19	1 (4) vs. Detroit, 2-23-23	3 at Toronto, 4-13-19
STEALS:	7 at Milwaukee, 12-28-19	3 vs. Denver, 2-9-23	2 vs. Toronto, 4-19-19

* NUMBERS IN PARENTHESES INDICATE THE NUMBER OF GAMES IN WHICH A PLAYER HAS REACHED A GIVEN TOTAL (IF MORE THAN ONE).

JONATHAN ISAAC

two-or-more 26 times...Had at least one steal 42 times and two-or-more steals 13 times...Logged a career-high 35 minutes played (35:09) on Jan. 23 @ Brooklyn... Missed seven games due to injury: missed six games (Nov. 4-12) due to a sprained right ankle and one game (Apr. 10) due to a concussion...Also played and started in five playoff contests, averaging 6.6 ppg., 6.2 rpg. and 1.00 blkpg. in 27.3 minpg...**2017-18:** Played in 27 games (ten starts) during his rookie campaign with Orlando, averaging 5.4 ppg., 3.7 rpg., 1.22 stlpg. and 1.11 blkpg. in 19.8 minpg...As a starter, averaged 7.5 ppg., 3.8 rpg., 2.00 stlpg. and 1.00 blkpg. in 23.1 minpg...Scored in double figures three times...Made his NBA debut on Oct. 18 vs. Miami, tallying four points, eight rebounds and two blocked shots in 17 minutes... Recorded his first NBA points and rebound on a putback with 2:55 left in the first quarter...Made his first NBA start on Oct. 20 @ Brooklyn, tallying nine points, three assists, one rebound, two steals and one blocked shot in 23 minutes...Missed 51 total games due to injury: missed one game (Oct. 29) due to an illness, 17 games (Nov. 13-Dec. 15) due to a sprained right ankle, 24 games (Dec. 22-23, Dec. 28-Feb. 14) due to a sore right ankle, three games (Mar. 22-28) due to a left foot strain and six games (Apr. 3-11) due to a sprained left ankle... On the Inactive List four times...Also played in two games with Lakeland of the NBA G League, averaging 7.0 ppg., 3.0 rpg. and 2.00 stlpg. in 16.1 minpg.

CAREER TRANSACTIONS: Selected by Orlando in the first round (sixth overall) of the 2017 NBA Draft...Played with Lakeland of the NBA G League (2017-18)...Signed to a contract extension by Orlando (Dec. 21, 2020).

COLLEGE CAPSULE: Played and started in 32 games during his only season at Florida State University, averaging 12.0 ppg., 7.8 rpg., 1.2 apg., 1.53 blkpg. and 1.16 stlpg. in 26.2 minpg., while shooting .508 (130-256) from the floor, .348 (31-89) from three-point range and .780 (92-118) from the free throw line... Led the Seminoles in rebounding and blocked shots, while finishing second in scoring and steals...Named to the All-ACC Freshman Team and earned All-ACC Honorable Mention honors...His 7.8 rebounds per game set a school record for a freshman and were the most among all freshmen in the ACC in 2016-17...Named the ACC Rookie of the Week twice (Nov. 21, Jan. 23) and helped Florida State notch 26 wins, one shy of the school record, including 12 in conference play, which tied the school record for most ACC wins in a season.

ONE-ON-ONE: Full name is Jonathan Judah Isaac... Son of Jackie Allen...One of six children in his family – has one older sister, Kalilah, two older brothers, Jacob and Joel, and two younger brothers, Winston and Jeremiah...Majored in sport management while at Florida State...Recognized for his tremendous efforts in the Central Florida community as the co-winner of the Rich and Helen DeVos Community Enrichment Award in 2019...Started the Jonathan Isaac Fight for Literacy program in 2018 raising money and bringing awareness to the importance of reading...As part of the Magic's Black History Month Celebration in 2019, took youth through an educational experience at a local museum of African-American art...Participated in the Magic's youth basketball camps during 2017 and 2019...During the summer of 2019, participated in the NBA's Basketball Without Borders program in Riga, Latvia...In 2020, invested in a program with his local church, J.U.M.P. Ministries, to feed children under the age of 18...His www.ProjectLifeNow.org effort continued through the pandemic... Also joined Pepsi and Project Life to donate pizza, drinks and snacks to a local underserved community in the summer...Chosen to the 2019 USA Men's Select Team...In 2015-16, played for IMG Academy in Bradenton, Fla., averaging 17.6 ppg. and 10.0 rpg., while shooting .510 from the floor...Competed in the Jordan Brand All-American Game (eight points, six rebounds and one block in 18 minutes) and was also a member of the USA Basketball Junior National Select Team that faced the World Select Team at the Nike Hoop Summit (seven points and four rebounds)...Also attended the International School in Hollywood, Fla., for two seasons (2013-15) and Barrion Collier High School in Naples, Fla., for two seasons (2011-13)...A native of Bronx, NY...You can follow him on X: [@JJudahIsaac](#) and on Instagram: [@jonisaac_01](#).



JONATHAN ISAAC

JONATHAN ISAAC NBA REGULAR SEASON RECORD

YEAR/TEAM	G-GS-MIN	FGM-FGA (PCT.)	3FGM-3FGA (PCT.)	FTM-FTA (PCT.)	REBOUNDS		PF-DQ	TO	STL-BLK	PTS-AVG
					OFF-DEF-TOT	AST				
17-18/ORL	27-10-535	55-145 (.379)	16-46 (.348)	19-25 (.760)	16-83-99	18	48-0	27	33-30	145-5.4
18-19/ORL	75-64-1996	262-611 (.429)	86-266 (.323)	110-135 (.815)	99-312-411	80	143-0	75	59-98	720-9.6
19-20/ORL	34-32-980	156-332 (.470)	32-94 (.340)	60-77 (.779)	58-173-231	48	83-0	49	53-78	404-11.9
20-21/ORL	DNP-injured									
21-22/ORL	DNP-injured									
22-23/ORL	11-0-124	22-53 (.415)	6-15 (.400)	5-9 (.556)	15-29-44	6	5-0	4	14-4	55-5.0
TOTALS	147-106-3635	495-1141 (.434)	140-421 (.333)	194-246 (.789)	188-597-785	152	279-0	155	159-210	1324-9.0

JONATHAN ISAAC NBA PLAYOFF RECORD

YEAR/TEAM	G-GS-MIN	FGM-FGA (PCT.)	3FGM-3FGA (PCT.)	FTM-FTA (PCT.)	REBOUNDS		PF-DQ	TO	STL-BLK	PTS-AVG
					OFF-DEF-TOT	AST				
18-19/ORL	5-5-137	11-40 (.275)	4-20 (.200)	7-8 (.875)	10-21-31	2	9-0	5	2-5	33-6.6
TOTALS	5-5-137	11-40 (.275)	4-20 (.200)	7-8 (.875)	10-21-31	2	9-0	5	2-5	33-6.6





FORWARD
HEIGHT: 6-8
WEIGHT: 235

YEARS PRO:
 3


COLLEGE:
 AUBURN

HIGH SCHOOL:
 WESTLAKE
 (ATLANTA, GA)

BIRTHDATE:
 8-18-98

ACQUIRED:
FIRST ROUND
(16TH OVERALL)
OF THE 2019
NBA DRAFT BY
ORLANDO.

3 CHUMA OKEKE



2022-23 SEASON:

Appeared in 27 games (eight starts) with Orlando, averaging 4.7 ppg., 3.6 rpg. and 1.4 apg. in 19.2 minpg. ... As a starter, averaged 5.5 ppg., 4.4 rpg., 1.5 apg. and 1.25 stlpg. in 28.1 minpg. ...

Led (or tied) the team in rebounding once and in assists once. ... Scored in double figures five times, including a season-high 16 points on Nov. 3 vs. Golden State. ... Recorded at least one steal 12 times and two-or-more steals five times, including a season-high three steals on Apr. 6 vs. Cleveland and Apr. 9 @ Miami. ... Recorded at least one blocked shot eight times and two-or-more blocked shots three times. ... Scored his 1,000th career NBA point on Nov. 3 vs. Golden State. ... DNP-CD 16 times. ... Missed 38 games due to injury/illness: missed 14 games (Nov. 25-Dec. 19) due to left knee soreness, 22 games (Dec. 21-Feb. 5) due to left knee surgery (underwent arthroscopic surgical procedure (chondroplasty) on Dec. 20) and two games (Feb. 7-9) due to return to competition re-conditioning. ... Also played in two games with Lakeland of the NBA G League, averaging 14.0 ppg., 4.5 rpg., 2.0 apg. and 2.00 stlpg. in 22.2 minpg.

PROFESSIONAL CAREER: Played in 142 career NBA regular season games (47 starts), all with Orlando, averaging 7.6 ppg., 4.4 rpg., 1.8 apg. and 1.15 stlpg. in 23.9 minpg., while shooting .802 (101-126) from the free throw line. ... **2021-22:** Played in 70 games (20 starts) with Orlando, averaging 8.6 ppg., 5.0 rpg., 1.7 apg. and 1.39 stlpg. in 25.0 minpg., while shooting .846 (55-65) from the free throw line. ... Led the team in steals. ... Ranked fifth in the NBA in steals-to-turnover ratio (1.70, 97/57) and 17th in steals. ... As a starter, averaged 9.9 ppg., 6.0 rpg., 1.6 apg. and 2.10 stlpg. in 29.8 minpg. ... Led (or tied) the team in scoring four

times, in rebounding six times and in assists once. ... Scored in double figures 22 times and 20+ points twice, including a career-high 26 points on Feb. 25 vs. Houston. ... Had 10+ rebounds six times, including a career-high 11 rebounds on Mar. 4 @ Toronto and Mar. 20 vs. Oklahoma City. ... Had three double-doubles. ... Recorded first career double-double on Dec. 17 vs. Miami with 18 points and 10 rebounds. ... Had at least one steal 46 times and two-or-more steals 28 times, including a career-high six steals on Dec. 17 vs. Miami and Dec. 22 @ Atlanta. ... Had at least one blocked shot 31 times and two-or-more blocks nine times, including a career-high-tying three blocked shots on Jan. 28 vs. Detroit and Feb. 1 @ Chicago. ... Missed 12 games due to injury/illness: missed six games (Oct. 20-29) due to a bone bruise on his right hip, four games (Dec. 26-Jan. 2) due to NBA Health and Safety Protocols, one game (Jan. 3) due to Covid reconditioning and one game (Mar. 17) due to a left knee contusion. ... **2020-21:** Appeared in 45 games (19 starts) during his rookie campaign with Orlando, averaging 7.8 ppg., 4.0 rpg., 2.2 apg. and 1.07 stlpg. in 25.2 minpg. ... Ranked among all NBA rookies in scoring (17th), rebounding (14th), assists (T-14th) and steals (6th). ... As a starter, averaged 11.8 ppg., 4.7 rpg., 2.8 apg. and 1.53 stlpg. in 30.2 minpg. ... Led (or tied) the team in scoring four times and in assists six times. ... Scored in double figures 13 times and 20+ points once. ... Had 10+ rebounds once. ... Had at least one steal 28 times and two-or-more steals 12 times. ... Had at least one blocked shot 16 times and two-or-more blocks four times, including a career-high three blocks on Feb. 19 vs. Golden State and Apr. 14 @ Chicago. ... Made NBA debut on Dec. 23 vs. Miami, tallying three points, five rebounds, two assists and one steal in 22:00. ... Scored his first NBA points on a jumper with 3:45 left in the second quarter. ... Made first NBA start on Mar. 12 @ San Antonio, tallying eight points, three rebounds, two assists, one steal and one blocked shot in 27:12. ... Missed 27 games due to injury/illness: missed 16 games (Jan. 2-31) due to a bone bruise in his left

CHUMA OKEKE CAREER HIGHS

	CAREER HIGH	2022-23 SEASON HIGH	CAREER PLAYOFF HIGH
POINTS:	26 vs. Houston, 2-25-22	16 vs. Golden State, 11-3-22	N/A
REBOUNDS:	11 (2) vs. Oklahoma City, 3-20-22	9 vs. Golden State, 11-3-22	N/A
ASSISTS:	7 vs. Indiana, 4-9-21	5 at Miami, 4-9-23	N/A
BLOCKS:	3 (4) at Chicago, 2-1-22	2 (3) vs. Cleveland, 4-6-23	N/A
STEALS:	6 (2) at Atlanta, 12-22-21	3 (2) at Miami, 4-9-23	N/A

* NUMBERS IN PARENTHESES INDICATE THE NUMBER OF GAMES IN WHICH A PLAYER HAS REACHED A GIVEN TOTAL (IF MORE THAN ONE).

GHUMA OKEKE

knee, one game (Apr. 11) due to a sore right hip and 10 games (Apr. 30-May 16) due to a sprained left ankle.

CAREER TRANSACTIONS: Selected by Orlando in the first round (16th overall) of the 2019 NBA Draft.

COLLEGE CAPSULE: Played in 72 career games (38 starts) during two seasons (2017-19) at Auburn University, averaging 9.9 ppg., 6.3 rpg., 1.5 apg. and 1.28 stlpg. in 25.5 minpg., while shooting .389 (89-229) from three-point range...Named to the 2019 SEC All-Tournament Team and the 2019 All-Midwest Regional Team...As a sophomore (2018-19), appeared and started in 38 games, averaging 12.0 ppg., 6.8 rpg., 1.9 apg., 1.82 stlpg. and 1.21 blkpg. in 29.1 minpg., while shooting .387 (55-142) from three-point range... Led the Tigers in rebounding, steals (third in the SEC) and blocked shots...His 69 steals were the third-most in a season in Auburn history...Helped the Tigers reach the NCAA Final Four, but sustained a season-ending knee injury (torn left ACL) during their Sweet Sixteen win against North Carolina...During that contest, became the first Auburn player since 2000 and fifth ever to record 20+ points and 10+ rebounds in a NCAA Tournament game...As a freshman (2017-18), played in 34 games, averaging 7.5 ppg., 5.8 rpg. and 1.1 apg. in 21.6 minpg....Finished fourth among SEC freshmen

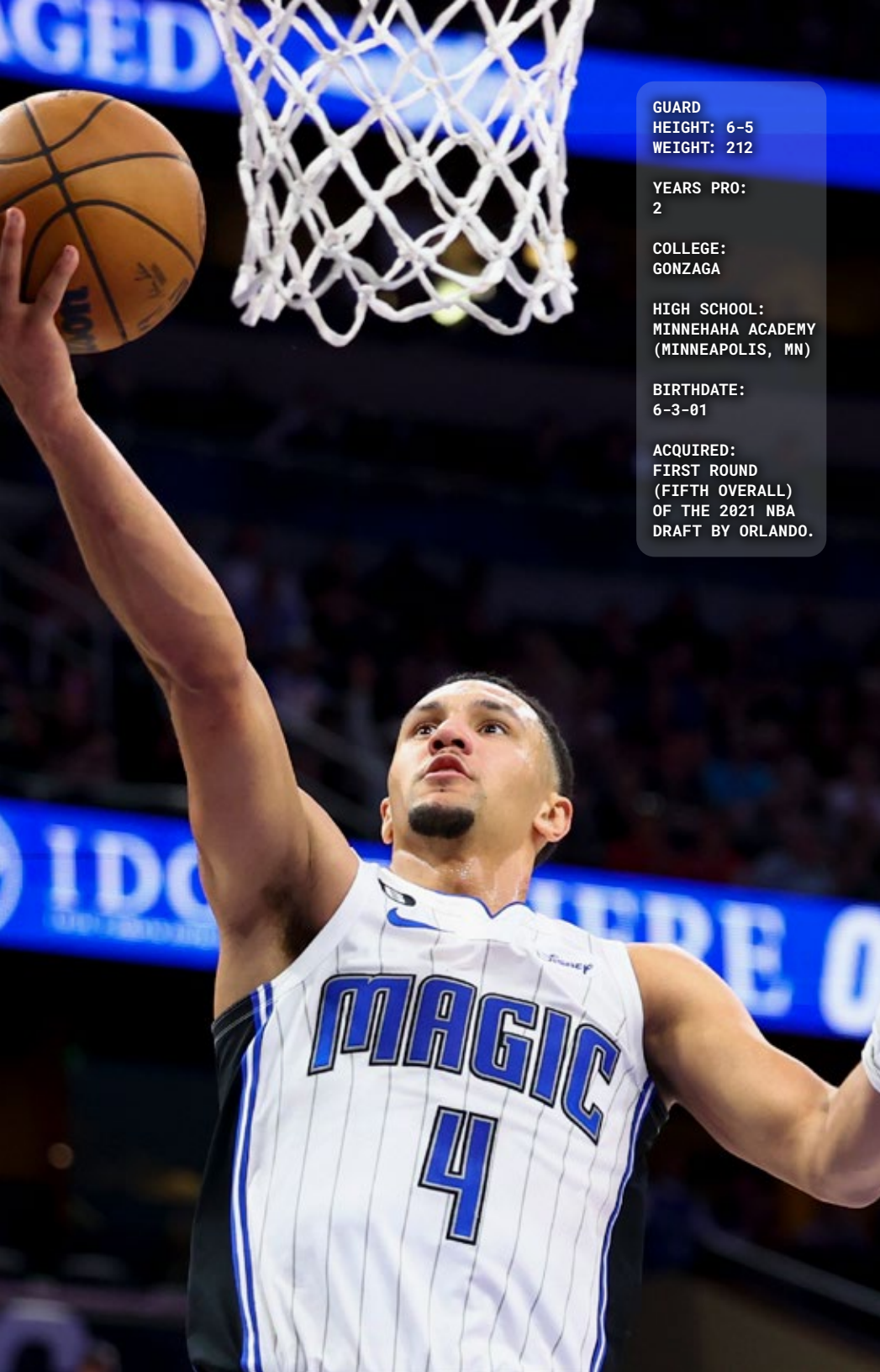
in rebounding...His 197 rebounds were the most by an Auburn freshman since 1984-85...Named SEC Freshman of the Week for the period ending Dec. 4.

ONE-ON-ONE: Full name is Chukwuma Julian Okeke... Born in Atlanta, Georgia...Chukwuma means "God knows"...Son of Chuka and Renee Okeke...Father, Chuka, is from Nigeria...Participated in the NBA's Basketball Without Borders in Canberra, Australia during the summer of 2022...Also served as a coach for Basketball Without Borders Americas in Longueuil, Quebec, Canada during the summer of 2023...In December 2021, teamed up with Pepsi for a holiday surprise for 100 members of the Joe R. Lee Branch Boys & Girls Clubs, including a \$10,000 donation, which included gift cards for each youth, a flat screen television and laptop computers for the teen lounge... During the summer of 2021, joined a basketball camp, presented by PepsiCo and directed by the National Basketball Academy, to assist the Boys & Girls Club youth with skills...Attended Westlake High School in Atlanta and led them to the 2016 Georgia Class 6A state championship as a junior...Named Mr. Basketball in Georgia in 2017 following his senior season...Favorite food is Philly cheesesteaks...Favorite movie is *Menace to Society*...You can follow him on X: [@chuma_okeke](https://twitter.com/chuma_okeke) and on Instagram: [@chumaokeke](https://www.instagram.com/chumaokeke).

GHUMA OKEKE NBA REGULAR SEASON RECORD

YEAR/TEAM	G-GS-MIN	FGM-FGA (PCT.)	3FGM-3FGA (PCT.)	FTM-FTA (PCT.)	REBOUNDS		AST	PF-DQ	TO	STL-BLK	PTS-AVG
					OFF-DEF-TOT						
20-21/ORL	45-19-1133	135-324 (.417)	49-141 (.348)	30-40 (.750)	42-139-181	101	48-0	38	48-22	349-7.8	
21-22/ORL	70-20-1749	216-575 (.376)	118-371 (.318)	55-65 (.846)	47-300-347	118	95-0	57	97-42	605-8.6	
22-23/ORL	27-8-518	43-122 (.352)	26-86 (.302)	16-21 (.762)	26-70-96	37	40-0	17	19-11	128-4.7	
TOTALS	142-47-3400	394-1021 (.386)	193-598 (.323)	101-126 (.802)	115-509-624	256	183-0	112	164-75	1082-7.6	





GUARD
HEIGHT: 6-5
WEIGHT: 212

YEARS PRO:
 2

COLLEGE:
 GONZAGA

HIGH SCHOOL:
 MINNEHAHA ACADEMY
 (MINNEAPOLIS, MN)

BIRTHDATE:
 6-3-01

ACQUIRED:
FIRST ROUND
(FIFTH OVERALL)
OF THE 2021 NBA
DRAFT BY ORLANDO.

4

JALEN SUGGS



2022-23 SEASON:

Appeared in 53 games (19 starts) with Orlando, averaging 9.0 ppg., 3.0 rpg., 2.9 apg. and 1.26 stlpg. in 23.5 minpg. ... As a starter, averaged 12.1 ppg., 4.4 apg., 3.7 rpg. and 1.26 stlpg. in 27.4 minpg. ... Led (or tied) the

team in scoring three times and in assists 11 times. ... Scored in double figures 25 times and 20+ points six times, including a career-high 26 points on Nov. 3 vs. Golden State. ... Hit game-winning three-pointer with 4.1 seconds left on Nov. 18 @ Chicago. ... Recorded at least one steal 33 times and two-or-more steals 18 times, including a career-high five steals on Feb. 1 @ Philadelphia. ... Recorded at least one blocked shot 19 times and two-or-more blocked shots five times, including a career-high three blocks three times, the last on Mar. 11 vs. Miami. ... Logged a career-high 36:13 played on Nov. 3 vs. Golden State. ... Suspended by the NBA for one game (Feb. 5) for his role during on-court altercation on Feb. 3 @ Minnesota. ... Incident occurred with 1:32 left during third quarter and he was ejected. ... Missed 28 games due to injury/illness: missed five games (Oct. 22-30) due to a right ankle sprain, 19 games (Nov. 27-Jan. 4) due to right ankle soreness and four games (Mar. 18-23) due to a concussion.

PROFESSIONAL CAREER: Played in 101 career NBA regular season games (64 starts), all with Orlando, averaging 10.8 ppg., 3.6 apg., 3.3 rpg. and 1.25 stlpg. in 25.3 minpg. ... **2021-22:** Appeared in 48 games (45 starts) during his rookie campaign with Orlando, averaging 11.8 ppg., 4.4 apg., 3.6 rpg. and 1.23 stlpg. in 27.2 minpg. ... As a starter, averaged 11.7 ppg., 4.4 apg., 3.5 rpg. and 1.27 stlpg. in 27.5 minpg. ... Ranked among all NBA rookies in scoring (8th), rebounding (T-16th), assists (3rd), FT percentage (10th, .773) and steals (3rd). ... Led (or tied) the team in scoring

seven times and in assists 15 times. ... Scored in double figures 33 times and 20+ points four times. ... Dished out 10+ assists twice - a career-high 10 assists on Feb. 12 @ Phoenix and Feb. 28 vs. Indiana. ... Had two double-doubles. ... Recorded first career double-double with 20 points and 10 assists on Feb. 12 @ Phoenix. ... Had at least one steal 37 times and two-or-more steals 16 times. ... Had at least one blocked shot 17 times and two-or-more blocks twice. ... Made his NBA debut and first career NBA start on Oct. 20 @ San Antonio. ... Tallied 10 points, one rebound, one assist and one steal in 30:17. ... Scored first NBA points on a jumper with 8:59 left in the first quarter. ... Missed 34 games due to injury: missed three games (Nov. 15, Mar. 5-8) due to a sprained right ankle, 20 games (Dec. 1-Jan. 12) due to a fractured right thumb and 11 games (Mar. 15-Apr. 3, Apr. 10) due to a bone bruise in his right ankle. ... Participated in the Rising Stars event during 2022 NBA All-Star in Cleveland. ... Underwent surgery on Apr. 26 to address a slight stress fracture in his right ankle.

CAREER TRANSACTIONS: Selected by Orlando in the first round (fifth overall) of the 2021 NBA Draft.

COLLEGE CAPSULE: Played and started in 30 games during his only season (2020-21) at Gonzaga University, averaging 14.4 ppg., 5.3 rpg., 4.5 apg. and 1.90 stlpg. in 29.0 minpg., while shooting .503 (155-308) from the floor. ... A consensus All-America Second Team selection. ... Named to the 2020-21 All-West Coast Conference First Team, the WCC Newcomer of the Year and the 2021 WCC Tournament Most Outstanding Player. ... Also one of five finalists for the 2020-21 Bob Cousy Award, given to the nation's top point guard, as well as one of five finalists for the 2020-21 USWBA National Freshman of the Year award. ... Led the Bulldogs to a 31-1 record, with their only loss coming to Baylor in the 2021 NCAA Championship game. ... Hit a game-winning three-pointer as time expired on Apr. 3 vs. UCLA in the NCAA Final Four.

JALEN SUGGS CAREER HIGHS

	CAREER HIGH	2022-23 SEASON HIGH	CAREER PLAYOFF HIGH
POINTS:	26 vs. Golden State, 11-3-22	26 vs. Golden State, 11-3-22	N/A
REBOUNDS:	9 at Philadelphia, 1-19-22	7 (2) at Miami, 4-9-23	N/A
ASSISTS:	10 (2) vs. Indiana, 2-28-22	9 vs. Golden State, 11-3-22	N/A
BLOCKS:	3 (3) vs. Miami, 3-11-23	3 (3) vs. Miami, 3-11-23	N/A
STEALS:	5 at Philadelphia, 2-1-23	5 at Philadelphia, 2-1-23	N/A

* NUMBERS IN PARENTHESES INDICATE THE NUMBER OF GAMES IN WHICH A PLAYER HAS REACHED A GIVEN TOTAL (IF MORE THAN ONE).

JALEN SUGGS

ONE-ON-ONE: Full name is Jalen Rashon Suggs...Son of Larry Suggs and Molly Manley...Second cousin is NFL linebacker Terrell Suggs...Participated in the NBA's Basketball Without Borders in Johannesburg, South Africa during the summer of 2023...As a high school senior (2019-20) at Minnehaha Academy in Minneapolis, was named the National MaxPreps Male Athlete of the Year...Selected to participate in the 2020 McDonald's All-American Game and was one of five finalists for the Naismith High School Boys National Player of the Year...During his high school career, Minnehaha went 111-15 (.881) and won three straight

2A state titles...Was the first athlete in Minnesota history to be named the state's Mr. Basketball and Mr. Football in the same year...Was a four-star dual-threat quarterback who had more than a dozen college football offers...Passed for 2,213 yards and 25 touchdowns, while also rushing for 978 yards and 12 touchdowns...Also played defensive back, intercepting nine passes, including two touchdowns...Won three gold medals with USA Basketball at the 2019 FIBA U19 World Cup, 2018 FIBA U17 World Cup and 2017 FIBA Americas U16 Championship...You can follow him on X: [@jalensuggs](#) and on Instagram: [@jalensuggs](#).

JALEN SUGGS NBA REGULAR SEASON RECORD

YEAR/TEAM	G-GS-MIN	FGM-FGA (PCT.)	3FGM-3FGA (PCT.)	FTM-FTA (PCT.)	REBOUNDS		PF-DQ	TO	STL-BLK	PTS-AVG
					OFF-DEF-TOT	AST				
21-22/ORL	48-45-1307	198-548 (.361)	42-196 (.214)	126-163 (.773)	26-145-171	209	142-2	143	59-19	564-11.8
22-23/ORL	53-19-1246	186-444 (.419)	66-202 (.327)	86-119 (.723)	55-106-161	155	120-2	94	67-27	524-9.9
TOTALS	101-64-2553	384-992 (.387)	108-398 (.271)	212-282 (.752)	81-251-332	364	262-4	237	126-46	1088-10.8

JALEN SUGGS COLLEGIATE RECORD

YEAR/TEAM	G-GS-MIN	FGM-FGA (PCT.)	3FGM-3FGA (PCT.)	FTM-FTA (PCT.)	REBOUNDS		PF-DQ	TO	STL-BLK	PTS-AVG
					OFF-DEF-TOT	AST				
20-21/GON	30-30-870	155-308 (.503)	35-104 (.337)	86-114 (.754)	18-142-160	136	78-2	88	57-10	431-14.4
TOTALS	30-30-870	155-308 (.503)	35-104 (.337)	86-114 (.754)	18-142-160	136	78-2	88	57-10	431-14.4



FORWARD
HEIGHT: 6-10
WEIGHT: 230

YEARS PRO:
2


COLLEGE:
MICHIGAN

PREVIOUS TEAM:
ALBA BERLIN
(GERMANY)

BIRTHDATE:
8-27-01

ACQUIRED:
FIRST ROUND
(EIGHTH OVERALL)
OF THE 2021
NBA DRAFT BY
ORLANDO.

22 FRANZ WAGNER



2022-23 SEASON:

Appeared and started in 80 games with Orlando, averaging 18.6 ppg., 4.1 rpg. and 3.5 apg. in 32.6 minpg., while shooting .842 (271-322) from the free throw line...Led (or tied) the team in scoring 21 times, in rebounding three

times and in assists 16 times...Scored in double figures a team-high 74 times, 20+ points 36 times and 30+ points three times, including a season-high 34 points on Dec. 9 vs. Toronto...Had a season-high 10 rebounds on Mar. 16 @ Phoenix and Mar. 26 vs. Brooklyn...Had one double-double...Recorded at least one steal 49 times and two-or-more steals 21 times, including a season-high four steals on Oct. 21 @ Atlanta and Jan. 13 @ Utah...Recorded at least one blocked shot 16 times and two-or-more blocked shots once...Logged a career-high 40:29 played on Nov. 5 vs. Sacramento... Missed one game (Apr. 6) due to a left ankle sprain... Suspended by the NBA for one game (Jan. 4) for leaving the bench area during on-court altercation on Dec. 28 @ Detroit...Participated in the Jordan Rising Stars event during 2023 NBA All-Star in Utah.

PROFESSIONAL CAREER: Played and started in 159 career NBA regular season games, all with Orlando, averaging 16.9 ppg., 4.3 rpg. and 3.2 apg. in 31.7 minpg., while shooting .850 (460-541) from the free throw line...Named to the 2021-22 NBA All-Rookie First Team...**2021-22:** Played and started in 79 during his rookie campaign with Orlando, averaging 15.2 ppg., 4.5 rpg. and 2.9 apg. in 30.7 minpg., while shooting .863 (189-219) from the free throw line...Named to the NBA All-Rookie First Team and finished fifth in voting for NBA Rookie of the Year...Led the team in games played, games started, minutes played and free throw percentage...Ranked 24th in the NBA in

free throw percentage...Led all NBA rookies in games played, games started, minutes played and free throw percentage...Also ranked among all NBA rookies in scoring (4th), rebounding (10th), assists (7th), field goal percentage (7th, .468), three-point field goal percentage (9th, .354), steals (9th, 0.86 stlpg.) and minutes played (6th)...Became only the ninth rookie in NBA history, and the first since 1992-93, to average at least 15.0 ppg., 4.5 rpg., 2.5 apg., while shooting at least .460 from the floor and .800 from the free throw line...Named NBA's Eastern Conference Rookie of the Month for December 2021...Played and started in 14 games during December, averaging 19.5 ppg. (led all rookies), 5.1 rpg., 3.1 apg. and 1.14 stlpg. in 34.0 minpg., while shooting .404 (19-47) from three-point range and .889 (56-63) from the free throw line...Led (or tied) the team in scoring 17 times, in rebounding three times and in assists nine times...Scored in double figures a team-high 64 times, 20+ points 17 times and 30+ points once, including a career-high 38 points on Dec. 28 vs. Milwaukee...Had 10+ rebounds twice – a career-high 11 rebounds on Dec. 18 @ Brooklyn and Jan. 19 @ Philadelphia...Dished out 10+ assists once – a career-high 10 assists on Jan. 12 @ Washington... Had two double-doubles...Recorded first career NBA double-double with 14 points and 11 rebounds on Dec. 18 @ Brooklyn...Had at least one steal 47 times and two-or-more steals 15 times, including a career-high six steals on Nov. 10 vs. Brooklyn...The six steals were one shy of the Orlando Magic record for most steals in a game by a rookie...Had at least one blocked shot 29 times and two-or-more blocks five times...Made his NBA debut and first career NBA start on Oct. 20 @ San Antonio...Tallied 12 points, four rebounds, two assists, two blocks and one steal in 32:16...Scored first NBA points on a layup with 10:14 left in the first quarter... Missed three games due to injury/illness: missed one game (Apr. 3) due to a sprained left ankle and two games (Apr. 7-10) due to a sprained right ankle... Played and started in first 78 games of the season

FRANZ WAGNER CAREER HIGHS

	CAREER HIGH	2022-23 SEASON HIGH	CAREER PLAYOFF HIGH
POINTS:	38 vs. Milwaukee, 12-28-21	34 vs. Toronto, 12-9-22	N/A
REBOUNDS:	11 (2) at Philadelphia, 1-19-22	10 (2) vs. Brooklyn, 3-26-23	N/A
ASSISTS:	10 at Washington, 1-12-22	9 vs. New Orleans, 1-20-23	N/A
BLOCKS:	2 (6) at Oklahoma City, 11-1-22	2 at Oklahoma City, 11-1-22	N/A
STEALS:	6 vs. Brooklyn, 11-10-21	4 (2) at Utah, 1-13-23	N/A

* NUMBERS IN PARENTHESES INDICATE THE NUMBER OF GAMES IN WHICH A PLAYER HAS REACHED A GIVEN TOTAL (IF MORE THAN ONE).

FRANZ WAGNER

before suffering left ankle injury on Apr. 1 vs. Toronto, 20 seconds into the game...Participated in the Rising Stars event during 2022 NBA All-Star in Cleveland.

CAREER TRANSACTIONS: Selected by Orlando in the first round (eighth overall) of the 2021 NBA Draft.

COLLEGE CAPSULE: Appeared and started in 55 career games during two seasons (2019-21) at the University of Michigan, averaging 12.0 ppg., 6.1 rpg., 2.0 apg. and 1.25 stlpg. in 31.2 minpg., while shooting .835 (111-133) from the free throw line...As a freshman (2019-20), played and started in 27 games, averaging 11.6 ppg., 5.6 rpg., 1.0 apg. and 1.26 stlpg. in 30.7 minpg....Named to the 2019-20 Big Ten All-Freshman Team and was named Big Ten Freshman of the Week three times...As a sophomore (2020-21), played and started in all 28 games, averaging 12.5 ppg., 6.5 rpg., 3.0 apg., 1.25 stlpg. and 1.04 blkpg. in 31.7 minpg., while shooting .835 (66-79) from the free throw line...Ranked in the top three on the team in scoring, rebounding, assists, steals (led the team) and blocks... Named to the 2020-21 All-Big Ten Second Team by the coaches and Third Team by the media, helping the

Wolverines capture the Big Ten regular season title and reach the Elite Eight at the NCAA Tournament... Named one of 10 semifinalists for the Jerry West Award, given to the nation's top shooting guard.

INTERNATIONAL CAREER: 2018-19: Played on a dual contract with Alba Berlin (BBL) and SSV Lok Bernau in Germany...Named the BBL's Best Young Player, which goes to the league's most valuable player who is under age 22 and has German nationality.

ONE-ON-ONE: Full name is Franz Jacob Wagner... Name pronounced VOG-ner...A native of Berlin, Germany...Son of Beate Wagner and Axel Schulz... Brother, Moritz, is currently a member of the Magic... Played with the German National Team during FIBA Eurobasket 2022 and helped lead them to the 2023 FIBA Basketball World Cup championship... Named to the 2023 FIBA Basketball World Cup All-Second Team...Majored in organizational studies while at Michigan...Was an Academic All-Big Ten selection in 2020-21...You can follow him on X: [@franzboogie](#) and on Instagram: [@franz_weasley](#).

FRANZ WAGNER NBA REGULAR SEASON RECORD

YEAR/TEAM	G-GS-MIN	FGM-FGA (PCT.)	3FGM-3FGA (PCT.)	FTM-FTA (PCT.)	REBOUNDS		PF-DQ	TO	STL-BLK	PTS-AVG
					OFF-DEF-TOT	AST				
21-22/ORL	79-79-2429	456-975 (.468)	96-271 (.354)	189-219 (.863)	84-272-356	231	164-1	119	68-34	1197-15.2
22-23/ORL	80-80-2609	542-1118 (.485)	130-360 (.361)	271-322 (.842)	70-259-329	283	183-1	167	77-17	1485-18.6
TOTALS	159-159-5038	998-2093 (.477)	226-631 (.358)	460-541 (.850)	154-531-685	514	347-2	286	145-51	2682-16.9

FRANZ WAGNER COLLEGIATE RECORD

YEAR/TEAM	G-GS-MIN	FGM-FGA (PCT.)	3FGM-3FGA (PCT.)	FTM-FTA (PCT.)	REBOUNDS		PF-DQ	TO	STL-BLK	PTS-AVG
					OFF-DEF-TOT	AST				
19-20/UM	27-27-830	113-250 (.452)	41-132 (.311)	45-54 (.833)	24-127-151	27	68-2	40	34-16	312-11.6
20-21/UM	28-28-887	124-260 (.477)	35-102 (.343)	66-79 (.835)	20-163-183	84	62-1	36	35-29	349-12.5
TOTALS	55-55-1717	237-510 (.465)	76-234 (.325)	111-133 (.835)	44-290-334	111	130-3	76	69-45	661-12.0





CENTER
HEIGHT: 6-11
WEIGHT: 245

YEARS PRO:
 5

COLLEGE:
 MICHIGAN


PREVIOUS TEAM:
 ALBA BERLIN
 (GERMANY)

BIRTHDATE:
 4-26-97

DRAFTED:
FIRST ROUND
(25TH OVERALL)
OF THE 2018
NBA DRAFT BY
L.A. LAKERS.

ACQUIRED:
SIGNED AS A
FREE AGENT ON
APRIL 27, 2021.

21 MORITZ WAGNER



2022-23 SEASON:

Appeared in 57 games (18 starts) with Orlando, averaging 10.5 ppg., 4.5 rpg. and 1.5 apg. in 19.5 minpg., while shooting .841 (153-182) from the free throw line...

As a starter, averaged 13.7 ppg., 6.8 rpg., 1.8

apg. and 1.00 stlpg. in 26.4 minpg....Led (or tied) the team in scoring twice, in rebounding seven times and in assists twice...Scored in double figures 30 times and 20+ points four times, including a season-high 27 points on Jan. 28 vs. Chicago...Had 10+ rebounds three times, including a season-high 13 rebounds on Dec. 7 vs. L.A. Clippers...Had three double-doubles...Dished out career-high eight assists on Nov. 30 vs. Atlanta...Recorded at least one steal 26 times and two-or-more steals 10 times, including a season-high three steals on Feb. 13 @ Chicago...Recorded at least one blocked shot 13 times...Made 39 straight free throws from Dec. 3-23, which tied for the third-longest streak in Magic history...Played in 200th career NBA regular season game on Nov. 30 vs. Atlanta...Scored his 2,000th career NBA point on Mar. 14 @ San Antonio...Suspended by the NBA for two games (Jan. 4-5) for his role during on-court altercation on Dec. 28 @ Detroit...Incident occurred with 33.2 seconds left during second quarter and he was ejected...Missed 21 games due to injury/illness: missed 18 games (Oct. 19-Nov. 21) due to a right midfoot sprain, one game (Dec. 30) due to an illness and two games (Apr. 7-9) due to a right ankle sprain...DNP-CD twice.

PROFESSIONAL CAREER: Appeared in 253 career NBA regular season games (55 starts) with the L.A. Lakers, Washington, Boston and Orlando, averaging 8.2 ppg., 3.7 rpg. and 1.2 apg. in 16.1 minpg., while shooting .822 (449-546) from the free throw line...Also played

and started in six career NBA G League games, all with South Bay, averaging 16.5 ppg., 5.8 rpg. and 3.0 apg. in 27.8 minpg....**2021-22:** Played in 63 games (three starts) with Orlando, averaging 9.0 ppg., 3.7 rpg. and 1.4 apg. in 15.2 minpg., while shooting .497 (197-396) from the floor and .806 (104-129) from the free throw line...As a starter, averaged 15.7 ppg., 7.0 rpg., 3.7 apg. and 1.00 stlpg. in 28.9 minpg....Led (or tied) the team in scoring seven times and in rebounding five times...Scored in double figures 24 times and 20+ points twice...Had 10+ rebounds three times...Had three double-doubles...Had at least one blocked shot 11 times and two-or-more blocks twice...Had at least one steal 17 times and two-or-more steals three times...Scored his 1,000th career NBA point on Nov. 24 vs. Charlotte...Missed 16 games due to injury/illness: missed four games (Dec. 17-23) due to NBA Health and Safety Protocols, one game (Dec. 26) due to Covid reconditioning, two games (Jan. 3-5) due to an illness (non-Covid) and nine games (Feb. 8-Mar. 4) due to a left rib contusion...DNP-CD three times...**2020-21:** Played in 45 total games (24 starts) with Washington, Boston and Orlando, averaging 6.9 ppg., 3.2 rpg. and 1.1 apg. in 16.0 minpg....Appeared in 25 games (13 starts) with the Wizards, averaging 7.1 ppg., 2.9 rpg. and 1.3 apg. in 15.0 minpg....Traded to Boston as part of a three-team deal on Mar. 25...Played in nine games (one start) with the Celtics, averaging 1.2 ppg. and 2.1 rpg. in 6.8 minpg....Waived by Boston on Apr. 16...Signed as a free agent by Orlando on Apr. 27...Played in 11 games (10 starts) with the Magic, averaging 11.0 ppg., 4.9 rpg. and 1.1 apg. in 26.0 minpg....As a starter with Orlando, averaged 11.9 ppg., 5.2 rpg. and 1.2 apg. in 27.7 minpg....Led (or tied) the Magic in scoring once and in assists once...Led (or tied) the Wizards in rebounding once...Scored in double figures 14 times (six times with Orlando) and 20+ points three times (twice with Orlando)...Had 10+ rebounds once...Had one double-double...Had at least one steal 15 times (three times with Orlando) and two-or-more steals

MORITZ WAGNER CAREER HIGHS

	CAREER HIGH	2022-23 SEASON HIGH	CAREER PLAYOFF HIGH
POINTS:	30 at Minnesota, 11-15-19	27 vs. Chicago, 1-28-23	N/A
REBOUNDS:	15 at Minnesota, 11-15-19	13 vs. L.A. Clippers, 12-7-22	N/A
ASSISTS:	8 vs. Atlanta, 11-30-22	8 vs. Atlanta, 11-30-22	N/A
BLOCKS:	3 (3) vs. Cleveland, 11-8-19	1 (13) vs. Cleveland, 4-6-23	N/A
STEALS:	4 (2) vs. Philadelphia, 3-12-21	3 at Chicago, 2-13-23	N/A

* NUMBERS IN PARENTHESES INDICATE THE NUMBER OF GAMES IN WHICH A PLAYER HAS REACHED A GIVEN TOTAL (IF MORE THAN ONE).

MORITZ WAGNER

six times (once with Orlando), including a career-high four steals on Feb. 15 vs. Houston and Mar. 12 vs. Philadelphia...Had at least one blocked shot 16 times (seven times with Orlando) and two-or-more blocks twice (all with Orlando)...Played a career-high 41:22 on May 3 @ Detroit...Missed three games (Jan. 24-27) due to health and safety protocols...**2019-20:** Played in 45 games (five starts) with Washington, averaging 8.7 ppg., 4.9 rpg. and 1.2 apg. in 18.6 minpg., while shooting .545 (145-266) from the floor and .821 (78-95) from the free throw line...Scored in double figures 18 times and had 20+ points once, including a career-high 30 points on Nov. 15 @ Minnesota... Had 10+ rebounds four times, including a career-high 15 rebounds on Nov. 15 @ Minnesota...Had two double-doubles...Had at least one steal 22 times and two-or-more steals six times...Had at least one blocked shot 12 times and two-or-more blocks four times, including a career-high three blocked shots three times, the last on Nov. 8 vs. Cleveland...Played in the 2020 Rising Stars Game at NBA All-Star Weekend, tallying 16 points and four rebounds...**2018-19:** Appeared in 43 games (five starts) during his rookie campaign with the L.A. Lakers, averaging 4.8 ppg. and 2.0 rpg. in 1.4 minpg....Made his NBA debut on Nov. 17 @ Orlando, playing 2:06...Scored his first NBA points on Dec. 2 vs. Phoenix...Also played and started in six games with South Bay of the NBA G League, averaging 16.5 ppg., 5.8 rpg. and 3.0 apg. in 27.8 minpg.

CAREER TRANSACTIONS: Selected by the L.A. Lakers in the first round (25th overall) of the 2018 NBA Draft... Played with South Bay of the NBA G League (2018-19)...Traded from the L.A. Lakers along with Isaac Bonga, Jemerrio Jones and a 2022 second round draft pick to Washington as part of a three-team trade that also included New Orleans; the L.A. Lakers traded Lonzo Ball, Josh Hart, De'Andre Hunter, Brandon Ingram, cash considerations, a 2021 first round draft pick, a 2023 first round draft pick and a 2024 first round draft pick to New Orleans; New Orleans traded Anthony Davis to the L.A. Lakers; Washington traded cash considerations to New Orleans (Jul. 6, 2019)...Traded from Washington to Boston as part of a three-team deal that also included Chicago; Boston traded Javonte Green and Daniel Theis to Chicago; Chicago traded Luke Kornet to Boston and Daniel Gafford and Chandler Hutchison to Washington; Washington traded Troy Brown Jr. to Chicago (Mar. 25, 2021)...Waived by Boston (Apr. 16, 2021)...

Signed as a free agent by Orlando (Apr. 27, 2021)... Re-signed as a free agent by Orlando (Aug. 23, 2021)... Re-signed as a free agent by Orlando (Jul. 11, 2023).

COLLEGE CAPSULE: Played in 107 career games (77 starts) during three seasons at the University of Michigan (2015-18), averaging 10.4 ppg. and 4.5 rpg. in 21.0 minpg....As a junior (2017-18), played and started in 39 games, averaging 14.6 ppg. and 7.1 rpg. in 27.6 minpg., while shooting .528 (216-409) from the floor and .394 (63-160) from three-point range... Named to the 2017-18 All-Big Ten Second Team and was later named the Most Outstanding Player at the 2018 Big Ten Tournament, leading the Wolverines to the Big Ten Conference Tournament championship...Also earned 2018 NCAA West Region All-Tournament Team honors and the NCAA Final Four All-Tournament Team, helping Michigan reach the NCAA Championship game.

ONE-ON-ONE: Full name is Victor Moritz Wagner... Name pronounced MORE-rhetz VOG-ner...Son of Beate Wagner and Axel Schulz...Brother, Franz, also played at the University of Michigan and was selected by the Magic with the eighth overall pick in the 2021 NBA Draft...Appeared as Haas in Adam Sandler's Netflix film "Hustle"...Played 18 games with ALBA Berlin II, averaging 16.8 ppg....Won a gold medal with the German National Team at the 2014 European under 18 Division B Championships... Also played with the German National Team during FIBA Eurobasket 2022 and helped lead them to the 2023 FIBA Basketball World Cup championship... In January 2022, was accepted into the Harvard Business Crossover program...You can follow him on X: [@moritz_weasley](https://twitter.com/moritz_weasley) and on Instagram: [@moritz_weasley](https://www.instagram.com/moritz_weasley).



MORITZ WAGNER

MORITZ WAGNER NBA REGULAR SEASON RECORD

YEAR/TEAM	G-GS-MIN	FGM-FGA (PCT.)	3FGM-3FGA (PCT.)	FTM-FTA (PCT.)	REBOUNDS					PTS-AVG
					OFF-DEF-TOT	AST	PF-DQ	TO	STL-BLK	
18-19/LAL	43-5-446	71-171 (.415)	22-77 (.286)	43-53 (.811)	17-68-85	24	57-0	39	11-13	207-4.8
19-20/WAS	45-5-835	145-266 (.545)	25-80 (.313)	78-95 (.821)	56-163-219	56	152-4	66	28-19	393-8.7
20-21/WAS-BOS-ORL	45-24-722	104-229 (.454)	31-91 (.341)	71-87 (.816)	27-119-146	50	108-2	43	26-18	310-6.9
21-22/ORL	63-3-960	197-396 (.497)	66-201 (.328)	104-129 (.806)	42-190-232	87	123-0	56	20-13	564-9.0
22-23/ORL	57-18-1109	198-396 (.500)	51-163 (.313)	153-182 (.841)	69-190-259	84	136-1	68	37-13	600-10.5
TOTALS	253-55-4072	715-1458 (.490)	195-612 (.319)	449-546 (.822)	211-730-941	301	576-7	272	122-76	2074-8.2

MORITZ WAGNER NBA G LEAGUE RECORD

YEAR/TEAM	G-GS-MIN	FGM-FGA (PCT.)	3FGM-3FGA (PCT.)	FTM-FTA (PCT.)	REBOUNDS					PTS-AVG
					OFF-DEF-TOT	AST	PF-DQ	TO	STL-BLK	
18-19/SBL	6-6-167	39-80 (.488)	12-37 (.324)	9-18 (.500)	6-29-35	18	19-0	11	3-4	99-16.5
TOTALS	6-6-167	39-80 (.488)	12-37 (.324)	9-18 (.500)	6-29-35	18	19-0	11	3-4	99-16.5





GUARD
HEIGHT: 6-6
WEIGHT: 220

YEARS PRO:
1

COLLEGE:
STEPHEN F. AUSTIN

HIGH SCHOOL:
MARTIN LUTHER KING
JR. (LITHONIA, GA)

BIRTHDATE:
6-24-97

DRAFTED:
NOT DRAFTED BY
AN NBA FRANCHISE.

ACQUIRED:
SIGNED AS A
FREE AGENT TO A
TWO-WAY CONTRACT
ON JULY 25, 2022.

8 KEVON HARRIS

***TWO-WAY CONTRACT**



2022-23 SEASON:

Appeared in 34 games during his rookie campaign with Orlando, averaging 4.1 ppg. and 2.1 rpg. in 13.4 minpg....Led (or tied) the team in scoring once and in rebounding once... Scored in double figures four times and 20+

points once, including a career-high 22 points on Apr. 9 @ Miami...Pulled down a career-high eight rebounds on Apr. 9 @ Miami...Recorded at least one steal 15 times and two-or-more steals twice...Recorded at least one blocked shot five times...Made his NBA debut on Oct. 21 @ Atlanta, recording one rebound in 37 seconds of action...Scored his first NBA points on Oct. 22 vs. Boston on a layup with 5:58 left during the third quarter...Logged a career-high 29:13 played on Dec. 30 vs. Washington...Missed four games due to injury: missed one game (Nov. 9) due to a left rib contusion and three games (Mar. 28-Apr. 2) due to a left elbow bone bruise...DNP-CD 13 times...On the Inactive List 30 times...Suspended by the NBA for one game (Jan. 4) for leaving the bench area during on-court altercation on Dec. 28 @ Detroit...Also played in 20 games (18 starts) with Lakeland of the NBA G League, averaging 18.9 ppg., 5.5 rpg., 3.0 apg. and 1.35 stlpg. in 31.4 minpg.

PROFESSIONAL CAREER: Played in 34 career NBA games, all with Orlando, averaging 4.1 ppg. and 2.1 rpg. in 13.4 minpg....Also appeared in 51 career NBA G League regular season games (41 starts) with Raptors 905 and Lakeland, averaging 14.9 ppg., 5.0

rpg., 2.9 apg. and 1.14 stlpg. in 28.4 minpg....**2021-22:** Played in 24 games (23 starts) with Raptors 905 of the NBA G League, averaging 15.1 ppg., 5.7 rpg., 3.6 apg. and 1.17 stlpg. in 30.2 minpg....**2020-21:** Played in seven games with Raptors 905 of the NBA G League, averaging 3.1 ppg. and 1.1 rpg. in 9.7 minpg....Also played with Zadar in Croatia.

CAREER TRANSACTIONS: Not drafted by an NBA franchise...Signed as a free agent to a two-way contract by Orlando (Jul. 25, 2022).

COLLEGE CAPSULE: Played in 127 career games (104 starts) during four seasons at Stephen F. Austin (2016-20), averaging 14.4 ppg., 5.3 rpg., 1.6 apg. and 1.05 stlpg. in 28.0 minpg., while shooting .397 (188-474) from three-point range...As a senior (2019-20), played and started in 31 games, averaging 17.5 ppg., 5.7 rpg., 2.1 apg. and 1.52 stlpg. in 29.3 minpg., while shooting .413 (59-143) from three-point range...Named First Team All-Southland Conference and the 2019-20 Southland Conference Player of the Year...Also earned Second Team All-Southland Conference as both a sophomore (2017-18) and as a junior (2018-19).

ONE-ON-ONE: Son of Kevin and Tameka Harris...Born in Ellenwood, Ga....First name pronounced KEE-von...After graduating from Martin Luther King Jr. High School in Lithonia, Ga., completed a post-graduate year at DME Academy in Daytona Beach, Fla....Studied sports business while at Stephen F. Austin...Wore #7 with Orlando during the 2022-23 season, then switched to #8 after the arrival of Joe Ingles during the summer of 2023...You can follow him on X: @ [kevonn22](#) and on Instagram: @[kevonnharris](#).

KEVON HARRIS CAREER HIGHS

	CAREER HIGH	2022-23 SEASON HIGH	CAREER PLAYOFF HIGH
POINTS:	22 at Miami, 4-9-23	22 at Miami, 4-9-23	N/A
REBOUNDS:	8 at Miami, 4-9-23	8 at Miami, 4-9-23	N/A
ASSISTS:	2 (3) at Miami, 4-9-23	2 (3) at Miami, 4-9-23	N/A
BLOCKS:	1 (5) at Brooklyn, 4-7-23	1 (5) at Brooklyn, 4-7-23	N/A
STEALS:	2 (2) at L.A. Clippers, 3-18-23	2 (2) at L.A. Clippers, 3-18-23	N/A

* NUMBERS IN PARENTHESES INDICATE THE NUMBER OF GAMES IN WHICH A PLAYER HAS REACHED A GIVEN TOTAL (IF MORE THAN ONE).

KEVON HARRIS

KEVON HARRIS NBA REGULAR SEASON RECORD

YEAR/TEAM	G-GS-MIN	FGM-FGA (PCT.)	3FGM-3FGA (PCT.)	FTM-FTA (PCT.)	REBOUNDS		AST	PF-DQ	TO	STL-BLK	PTS-AVG
					OFF-DEF-TOT						
22-23/ORL	34-0-457	47-107 (.439)	16-43 (.372)	31-41 (.756)	28-42-70		16	53-0	21	17-5	141-4.1
TOTALS	34-0-457	47-107 (.439)	16-43 (.372)	31-41 (.756)	28-42-70		16	53-0	21	17-5	141-4.1

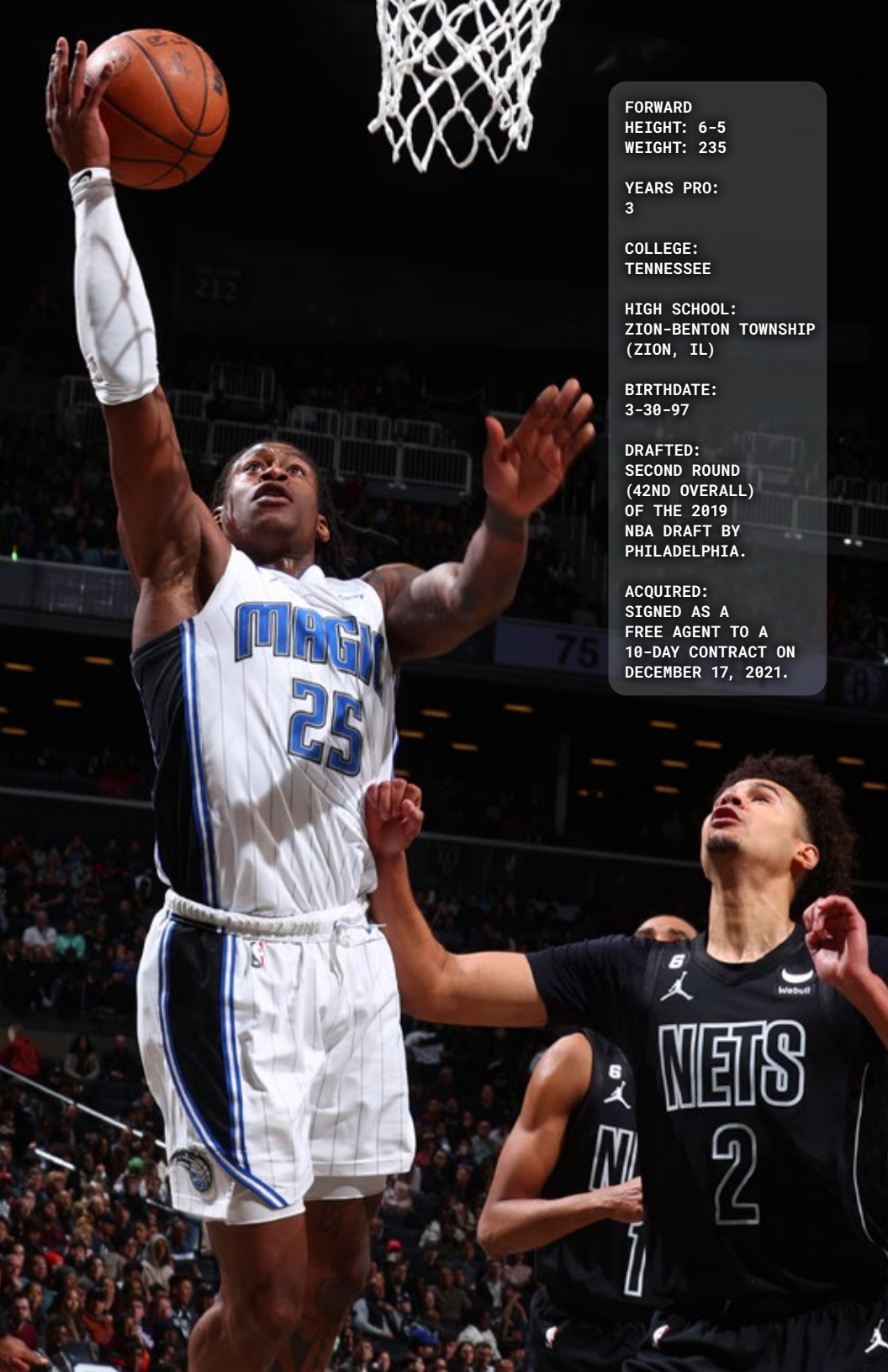
KEVON HARRIS NBA G LEAGUE RECORD

YEAR/TEAM	G-GS-MIN	FGM-FGA (PCT.)	3FGM-3FGA (PCT.)	FTM-FTA (PCT.)	REBOUNDS		AST	PF-DQ	TO	STL-BLK	PTS-AVG
					OFF-DEF-TOT						
20-21/RAP	7-0-68	8-21 (.381)	2-6 (.333)	2-4 (.500)	5-3-8		3	6-0	5	1-1	22-3.1
21-22/RAP	24-23-724	134-284 (.472)	37-108 (.343)	37-50 (.740)	45-92-137		86	64-0	46	28-11	362-15.1
22-23/LAK	20-18-628	134-262 (.511)	43-112 (.384)	43-52 (.827)	28-80-108		60	54-0	41	29-8	377-18.9
TOTALS	51-41-1420	276-567 (.487)	82-226 (.363)	82-106 (.774)	78-175-253		149	124-0	92	58-20	761-14.9

KEVON HARRIS COLLEGIATE RECORD

YEAR/TEAM	G-GS-MIN	FGM-FGA (PCT.)	3FGM-3FGA (PCT.)	FTM-FTA (PCT.)	REBOUNDS		AST	PF-DQ	TO	STL-BLK	PTS-AVG
					OFF-DEF-TOT						
16-17/SFA	33-13-734	85-189 (.450)	21-63 (.333)	88-125 (.704)	49-69-118		34	53-0	57	22-16	279-8.5
17-18/SFA	33-31-863	159-331 (.480)	58-136 (.426)	104-153 (.680)	70-112-182		43	54-0	60	34-7	480-14.5
18-19/SFA	30-29-1045	176-338 (.521)	50-132 (.379)	131-178 (.736)	52-142-194		60	73-0	87	30-15	533-17.8
19-20/SFA	31-31-909	167-357 (.468)	59-143 (.413)	148-192 (.771)	44-133-177		66	77-0	108	47-8	541-17.5
TOTALS	127-104-3551	587-1215 (.483)	188-474 (.397)	471-648 (.727)	215-456-671		203	257-0	312	133-46	1833-14.4





FORWARD
HEIGHT: 6-5
WEIGHT: 235

YEARS PRO:
 3

COLLEGE:
 TENNESSEE

HIGH SCHOOL:
 ZION-BENTON TOWNSHIP
 (ZION, IL)

BIRTHDATE:
 3-30-97

DRAFTED:
SECOND ROUND
(42ND OVERALL)
OF THE 2019
NBA DRAFT BY
PHILADELPHIA.

ACQUIRED:
SIGNED AS A
FREE AGENT TO A
10-DAY CONTRACT ON
DECEMBER 17, 2021.

25 ADMIRAL SCHOFIELD

***TWO-WAY CONTRACT**



2022-23 SEASON:

Played in 37 games with Orlando, averaging 4.2 ppg. and 1.7 rpg. in 12.2 minpg...Had his contract converted to a standard NBA contract on Feb. 21...Scored in double figures three times, including a season-high

13 points on Dec. 3 @ Toronto and Dec. 18 @ Boston... Had a career-high-tying seven rebounds on Dec. 19 @ Atlanta...Recorded at least one steal eight times... Recorded at least one blocked shot five times... Missed one game (Mar. 7) due to a concussion... DNP-CD 30 times...On the Inactive List 14 times... Suspended by the NBA for one game (Jan. 4) for leaving the bench area during on-court altercation on Dec. 28 @ Detroit...Also played in one game with Lakeland of the NBA G League, averaging 17.0 ppg., 4.0 rpg. and 2.0 apg. in 21.4 minpg...Also averaged 13.0 ppg., 2.5 rpg. and 1.0 apg. in 24.2 minpg. with Lakeland (two games-one start) during the NBA G League Winter Showcase (stats do not count towards regular season).

PROFESSIONAL CAREER: Played in 108 career NBA regular season games (three starts) with Washington and Orlando, averaging 3.3 ppg. and 1.8 rpg. in 11.9 minpg...Also appeared in 54 career NBA G League regular season games (50 starts) with Capital City, Greensboro and Lakeland, averaging 14.8 ppg., 5.7 rpg. and 2.3 apg. in 29.3 minpg...**2021-22:** Appeared in 38 games (one start) with Orlando, averaging 3.8 ppg. and 2.3 rpg. in 12.3 minpg...Signed to a 10-day contract via NBA hardship exception on Dec. 17...Signed second 10-day contract on Dec. 27...Signed to a two-way contract on Jan. 6...Scored in double figures once... Pulled down a career-high seven rebounds on Jan. 12 @ Washington...Had at least one steal four times...Had at least one blocked shot four times and two-or-more

blocks once...Missed two games (Apr. 3-5) due to a left knee contusion...On the Inactive List three times and DNP-CD 10 times...Also played and started in six games with Lakeland of the NBA G League, averaging 19.2 ppg., 7.5 rpg. and 3.0 apg. in 29.4 minpg...In addition, played in 12 games (10 starts) during the NBA G League Showcase with Lakeland, averaging 14.4 ppg., 7.2 rpg. and 1.8 apg. in 33.0 minpg. (Showcase does not count towards G League stats)...**2020-21:** Played in 14 games (11 starts) with Greensboro of the NBA G League, averaging 10.1 ppg., 5.7 rpg. and 2.1 apg. in 26.2 minpg...**2019-20:** Played in 33 games (two starts) during his rookie campaign with Washington, averaging 3.0 ppg. and 1.4 rpg. in 11.2 minpg...Scored in double figures three times, including a career-high 18 points on Jan. 8 @ Orlando...Made his NBA debut on Oct. 23 @ Dallas, dishing out one assist in 16:14 played...Scored first NBA points on Oct. 25 @ Oklahoma City...On Dec. 4, became the first player in Washington history to play for both Capital City of the NBA G League and the Wizards in the same day...Made his first NBA start on Dec. 23 @ New York, recording three points, two rebounds, two assists, one blocked shot and one steal in 18:18 played...Also played and started in 33 games with Capital City of the NBA G League, averaging 16.0 ppg., 5.5 rpg. and 2.2 apg. in 30.9 minpg., while shooting .368 (70-190) from three-point range and .810 (47-58) from the free throw line.

CAREER TRANSACTIONS: Selected in the second round (42nd overall) of the 2019 NBA Draft by Philadelphia...Draft rights traded by Philadelphia along with Jonathon Simmons to Washington in exchange for cash considerations (Jun. 21, 2019)...Played with Capital City of the NBA G League (2019-20)...Traded by Washington along with Vit Krejci to Oklahoma City in exchange for Cassius Winston and a future second round draft pick (Nov. 19, 2020)...Waived by Oklahoma City (Dec. 18, 2020)...Played with Greensboro of the NBA G League (2020-21)...Signed as a free agent by

ADMIRAL SCHOFIELD CAREER HIGHS

	CAREER HIGH	2022-23 SEASON HIGH	CAREER PLAYOFF HIGH
POINTS:	18 at Orlando, 1-8-20	13 (2) at Boston, 12-18-22	N/A
REBOUNDS:	7 (2) at Atlanta, 12-19-22	7 at Atlanta, 12-19-22	N/A
ASSISTS:	4 (2) at Miami, 4-9-23	4 (2) at Miami, 4-9-23	N/A
BLOCKS:	2 vs. New Orleans, 12-23-21	1 (5) vs. Cleveland, 4-6-23	N/A
STEALS:	3 vs. Chicago, 12-18-19	1 (8) at Miami, 4-9-23	N/A

* NUMBERS IN PARENTHESES INDICATE THE NUMBER OF GAMES IN WHICH A PLAYER HAS REACHED A GIVEN TOTAL (IF MORE THAN ONE).

ADMIRAL SCHOFIELD

Orlando (Sep. 21, 2021)...Waived by Orlando (Oct. 16, 2021)...Played with Lakeland of the NBA G League (2021-22)...Signed as a free agent to a 10-day contract by Orlando (Dec. 17, 2021)...Signed to a second 10-day contract by Orlando (Dec. 27, 2021)...Signed to a two-way contract by Orlando (Jan. 6, 2022)... Re-signed as a free agent to a two-way contract by Orlando (Jul. 22, 2022)...Converted to a standard NBA contract by Orlando (Feb. 21, 2023)...Re-signed to a two-way contract by Orlando (Jul. 20, 2023).

COLLEGE CAPSULE: Played in 132 career games (94 starts) during four seasons at the University of Tennessee (2015-19), averaging 11.9 ppg., 5.3 rpg. and 1.3 apg. in 24.9 minpg., while shooting .387 (184-476) from three-point range...As a senior (2018-19), appeared and started in 37 games, averaging 16.5 ppg., 6.1 rpg. and 2.0 apg. in 31.7 minpg., while shooting .418 (74-177) from three-point range... Named to the All-SEC First Team by the conference coaches, earned All-SEC Tournament Team honors

and was also an honorable mention All-American by *Associated Press*...As a junior (2017-18), named to the All-SEC Second Team by the conference coaches and earned All-SEC Tournament Team honors.

ONE-ON-ONE: Full name is Admiral Donovan Schofield...Son of Anthony and Dawn Schofield... Born in London England and raised in Illinois...Was born in St. Mary's Hospital in London, where Princess Diana gave birth to Princes William and Harry...Father is a retired Senior Chief with the United States Navy... Has two brothers, O'Brien and General, and a sister, Octavia...Also had a brother, Joshua, who passed away in 2007...O'Brien played linebacker for seven seasons in the NFL and won a Super Bowl championship with Seattle in 2014...Played AAU basketball under former NBA player Dickey Simpkins...Studied African studies while at Tennessee...You can follow him on X: [@Uncle_Scho](#) and on Instagram: [@uncle_scho](#).

ADMIRAL SCHOFIELD NBA REGULAR SEASON RECORD

YEAR/TEAM	G-GS-MIN	FGM-FGA (PCT.)	3FGM-3FGA (PCT.)	FTM-FTA (PCT.)	REBOUNDS		AST	PF-DQ	TO	STL-BLK	PTS-AVG
					OFF-DEF-TOT						
19-20/WAS	33-2-368	35-92 (.380)	19-61 (.311)	10-15 (.667)	7-40-47	15	50-0	7	8-4	50-3.0	
21-22/ORL	38-1-469	54-129 (.419)	26-79 (.329)	12-15 (.800)	17-72-89	25	58-0	21	4-5	146-3.8	
22-23/ORL	37-0-451	55-122 (.451)	24-74 (.324)	21-23 (.913)	23-39-62	31	61-0	16	8-5	155-4.2	
TOTALS	108-3-1288	144-343 (.420)	69-214 (.322)	43-53 (.811)	47-151-198	71	169-0	44	20-14	351-3.3	

ADMIRAL SCHOFIELD NBA G LEAGUE RECORD

YEAR/TEAM	G-GS-MIN	FGM-FGA (PCT.)	3FGM-3FGA (PCT.)	FTM-FTA (PCT.)	REBOUNDS		AST	PF-DQ	TO	STL-BLK	PTS-AVG
					OFF-DEF-TOT						
19-20/CAP	33-33-1019	192-422 (.455)	70-190 (.368)	47-58 (.810)	28-152-180	72	104-0	80	20-8	527-16.0	
20-21/GBO	14-11-367	58-152 (.382)	15-66 (.227)	6-9 (.667)	13-67-80	29	34-0	34	8-5	141-10.1	
21-22/LAK	6-6-176	38-85 (.447)	20-52 (.385)	11-13 (.846)	3-43-46	21	23-0	18	3-2	115-19.2	
22-23/LAK	1-0-21	6-12 (.500)	2-5 (.400)	2-2 (1.000)	1-3-4	3	4-0	1	0-0	17-17.0	
TOTALS	54-50-1583	294-671 (.438)	107-313 (.342)	66-82 (.805)	45-265-310	125	165-0	133	31-15	800-14.8	



2023-24 TV/RADIO ROSTER

* = two-way contract



#0
ANTHONY BLACK
Guard
6-7, 200, Rookie
Arkansas
[@AnthonyBlack24](#)
IG: [@anthonyblack](#)



#7
JOE INGLES
Forward
6-9, 235, 9 years pro
Australia




#34
WENDELL CARTER JR.
Center
6-10, 262, 5 years pro
Duke
[@wendellcarter34](#)
IG: [@wendellcarterjr](#)




#1
JONATHAN ISAAC
Forward
6-10, 233, 6 years pro
Florida State
[@JJudahIsaac](#)
IG: [@jonisaac_01](#)



#13
JETT HOWARD
Guard-Forward
6-8, 215, Rookie
Michigan
[@JettHoward5](#)
IG: [@jetthoward](#)



#35
GOGA BITADZE
Center
6-11, 235, 4 years pro
Republic of Georgia
[@GogaBiitadze](#)
IG: [@gogabitadze](#)




#2
CALEB HOUSTAN
Forward
6-8, 215, 1 year pro
Michigan



#14
GARY HARRIS
Guard
6-4, 205, 9 years pro
Michigan State
[@thats_G](#)
IG: [@thats_g](#)



#50
COLE ANTHONY
Guard
6-3, 198, 3 years pro
North Carolina
[@The_ColeAnthony](#)
IG: [@the_cole.anthony](#)



#3
CHUMA OKEKE
Forward
6-8, 235, 3 years pro
Auburn
[@chuma_okeke](#)
IG: [@chumaokeke](#)



#20
MARKELLE FULTZ
Guard
6-4, 205, 6 years pro
Washington
[@MarkelleF](#)
IG: [@markellefultz](#)



#8*
KEVON HARRIS
Guard
6-6, 220, 1 year pro
Stephen F. Austin
[@_kevonn22](#)
IG: [@kevonnharris](#)



#4
JALEN SUGGS
Guard
6-5, 212, 2 years pro
Gonzaga
[@jalensuggs](#)
IG: [@jalensuggs](#)




#21
MORITZ WAGNER
Center
6-11, 245, 5 years pro
Michigan
[@moritz_weasley](#)
IG: [@moritz_weasley](#)



#25*
ADMIRAL SCHOFIELD
Forward
6-5, 235, 3 years pro
Tennessee
[@Uncle_Scho](#)
IG: [@uncle_scho](#)



#5
PAOLO BANCHERO
Forward
6-10, 250, 1 year pro
Duke
[@Pp_doesit](#)
IG: [@paolo5](#)



#22
FRANZ WAGNER
Forward
6-10, 230, 2 years pro
Michigan
[@franzboogie](#)
IG: [@franz_weasley](#)

2023-24 TV/RADIO ROSTER

STAFF

Head Coach:

Jamahl Mosley (Colorado)

Assistant Coaches:

Nate Tibbetts (South Dakota)

Jesse Mermuys (Arizona)

Dale Osbourne (South Alabama)

Bret Brielmaier (Arizona)

Lionel Chalmers (Xavier)

High Performance Director:

Arnie Kander (Wayne State)

Head Athletic Trainer:

Ernest Eugene (George Washington)

PRONUNCIATION GUIDE:

Assistant Coach

Jesse Mermuys: MURR-miss

Assistant Coach

Bret Brielmaier: BREEL-meyer

Paolo Banchero: pow-loh ban-CARE-oh

Goga Bitadze: GO-guh bih-TAH-zay

Wendell Carter Jr.: when-DELL

Kevon Harris: KEE-von

Chuma Okeke: CHOO-muh oh-KAY-kay

Franz Wagner: VOG-ner

Moritz Wagner: MORE-rhetz VOG-ner



presented by
AdventHealth

2023-24 ORLANDO MAGIC ROSTER (AS OF SEPTEMBER 30, 2023)

NO.	NAME	POS	HT	WT	BIRTHDATE	PRIOR TO NBA/COUNTRY	YRS. PRO
50	Cole Anthony	G	6-3	198	5-15-00	North Carolina/USA	3
5	Paolo Banchemo	F	6-10	250	11-12-02	Duke/USA	1
35	Goga Bitadze	C	6-11	235	7-20-99	KK Basket/Republic of Georgia	4
0	Anthony Black	G	6-7	200	1-20-04	Arkansas/USA	R
34	Wendell Carter Jr.	C	6-10	262	4-16-99	Duke/USA	5
20	Markelle Fultz	G	6-4	205	5-29-98	Washington/USA	6
14	Gary Harris	G	6-4	205	9-14-94	Michigan State/USA	9
8*	Kevon Harris	G	6-6	220	6-24-97	Stephen F. Austin/USA	1
2	Caleb Houston	F	6-8	215	1-9-03	Michigan/Canada	1
13	Jett Howard	G-F	6-8	215	9-14-03	Michigan/USA	R
7	Joe Ingles	F	6-9	235	10-2-87	Maccabi Tel Aviv/Australia	9
1	Jonathan Isaac	F	6-10	233	10-3-97	Florida State/USA	6
3	Chuma Okeke	F	6-8	235	8-18-98	Auburn/USA	3
25*	Admiral Schofield	F	6-5	235	3-30-97	Tennessee/USA	3
4	Jalen Suggs	G	6-5	212	6-3-01	Gonzaga/USA	2
22	Franz Wagner	F	6-10	230	8-27-01	Michigan/Germany	2
21	Moritz Wagner	C	6-11	245	4-26-97	Michigan/Germany	5

*= two-way contract

STAFF

Head Coach: Jamahl Mosley (Colorado)

Assistant Coaches: Nate Tibbetts (South Dakota), Jesse Mermuys (Arizona), Dale Osbourne (South Alabama), Bret Brielmaier (Arizona), Lionel Chalmers (Xavier)

High Performance Director: Arnie Kander (Wayne State)

Head Athletic Trainer: Ernest Eugene (George Washington)

HOW THEY WERE BUILT

NBA DRAFT (9):

Cole Anthony	First round, 15th pick overall in 2020
Paolo Banchemo	First round, first pick overall in 2022
Anthony Black	First round, sixth pick overall in 2023
Caleb Houston	Second round, 32nd pick overall in 2022
Jett Howard	First round, 11th pick overall in 2023
Jonathan Isaac	First round, sixth pick overall in 2017
Chuma Okeke	First round, 16th pick overall in 2019
Jalen Suggs	First round, fifth pick overall in 2021
Franz Wagner	First round, eighth pick overall in 2021

TRADES (3):

Wendell Carter Jr.	From Chicago along with Otto Porter Jr. and two future first round draft picks in exchange for Al-Faruq Aminu and Nikola Vučević on Mar. 25, 2021
Markelle Fultz	From Philadelphia in exchange for Jonathon Simmons, a protected 2020 first round draft pick and a 2019 second round draft pick on Feb. 7, 2019
Gary Harris	From Denver along with R.J. Hampton and a future first round draft pick in exchange for Gary Clark and Aaron Gordon on Mar. 25, 2021

FREE AGENCY (5):


Goga Bitadze	Originally signed on Feb. 13, 2023
Kevon Harris	Originally signed to a two-way contract on Jul. 25, 2022
Joe Ingles	Originally signed on Jul. 6, 2023
Admiral Schofield	Originally signed to a 10-day contract on Dec. 17, 2021
Moritz Wagner	Originally signed on Apr. 27, 2021



presented by
AdventHealth

OrlandoMagic.com

HISTORY



Front Row (L-R): Kevon Harris #7, Chuma Okeke #3, Michael Carter-Williams #11, Goga Bitadze #35, Bol Bol #10, Moritz Wagner #21, Wendell Carter Jr. #34, Markelle Fultz #20, Gary Harris #14, Jonathan Isaac #1, Franz Wagner #22, Paolo Banhero #5, Jalen Suggs #4, Cole Anthony #50, Admiral Schofield #25, Jay Scrubb #0, Caleb Houston #2.

Back Row (L-R): Assistant Coach Lionel Chalmers, Assistant Offensive Coordinator/Video Randy Gregory, Assistant Coach Dylan Murphy, Assistant Coach Bret Brielmaier, Assistant Coach Dale Osbourne, Assistant Coach Jesse Mermuys, Assistant Coach Nate Tibbetts, Head Coach Jamahl Mosley, CEO Alex Martins, President of Basketball Operations Jeff Weltman, General Manager John Hammond, Senior Director of Team Operations Rodney Powell, Head Video Coordinator Ameer Bahhur, High Performance Director Lindsay Winninger, Head Strength & Conditioning Coach Todor Pandov, Assistant Defensive Coordinator/Video Tae Carter, Equipment Manager Jacob Diamond.

Divisions:

	Record	Home	Road	Overtime
OVERALL	34-48	20-21	14-27	2-2
Atlantic	8-10	5-4	3-6	
Central	5-13	3-6	2-7	
Southeast	7-9	4-4	3-5	1-1
EASTERN	20-32	12-14	8-18	1-1
Northwest	4-6	2-3	2-3	
Pacific	5-5	3-2	2-3	1-1
Southwest	5-5	3-2	2-3	
WESTERN	14-16	8-7	6-9	1-1

Won-Lost:

	W	L
October	1	6
November	4	11
December	8	7
January	7	7
February	6	5
March	7	8
April	1	4
82 Games	34	48

Offense:	+100	32-40;	-100	2-8
Defense:	+100	26-48;	-100	8-0
Vs. Opp.:	+500	19-29;	-500	15-18

Head Coach: Jamahl Mosley

Overall: 2 Years, 56 Won, 108 Lost, .341
With Club: 2 Years, 56 Won, 108 Lost, .341

Overall Streaks:

Longest: Won 6, Lost 9

Home Streaks:

Longest: Won 5, Lost 6

Road Streaks:

Longest: Won 3, Lost 6

Home Attendance:

41 Games; 728,405 Total
 17,766 Average; 19,482 High; 20 Sellouts

2022/2023 Regular Season Statistics (34-48)

PLAYER	G	GS	MIN	-FIELD GOALS-			-3-POINT FG-			-FREE THROWS-			-REBOUNDS-			AST	PF	DQ	STL	TO	BLK	PTS	AVG
				FG	FGA	PCT	FG	FGA	PCT	FT	FTA	PCT	OFF	DEF	TOT								
Banhero	72	72	2430	479	1122	.427	85	285	.298	394	534	.738	84	413	497	269	160	1	60	200	39	1437	20.0
F. Wagner	80	80	2609	542	1118	.485	130	360	.361	271	322	.842	70	259	329	283	183	1	77	167	17	1485	18.6
Carter	57	54	1690	322	613	.525	80	225	.356	144	195	.738	120	377	497	132	159	4	30	106	33	868	15.2
Fultz	60	60	1778	349	679	.514	27	87	.310	112	143	.783	69	165	234	341	131	1	87	139	26	837	14.0
Anthony	60	4	1552	277	610	.454	75	206	.364	152	170	.894	47	241	288	235	158	1	37	91	31	781	13.0
M. Wagner	57	18	1109	198	396	.500	51	163	.313	153	182	.841	69	190	259	84	136	1	37	68	13	600	10.5
Suggs	53	19	1246	186	444	.419	66	202	.327	86	119	.723	55	106	161	155	120	2	67	94	27	524	9.9
Bol	70	33	1505	261	478	.546	30	113	.265	82	108	.759	69	336	405	69	92	0	30	112	85	634	9.1
G. Harris	48	42	1184	138	307	.450	94	218	.431	27	30	.900	21	77	98	59	93	0	45	28	12	397	8.3
Ross	42	9	944	129	299	.431	61	160	.381	15	20	.750	10	75	85	54	53	0	25	37	8	334	8.0
Bamba	40	6	681	106	214	.495	43	108	.398	35	51	.686	47	137	184	42	86	0	12	22	38	290	7.3
Scrubb	2	0	30	5	7	.714	2	2	1.000	1	2	.500	0	6	6	1	2	0	2	0	3	13	6.5
Hampton	26	0	361	50	114	.439	18	53	.340	31	37	.838	9	30	39	34	22	0	16	21	4	149	5.7
Isaac	11	0	124	22	53	.415	6	15	.400	5	9	.556	15	29	44	6	5	0	14	4	4	55	5.0
Okeke	27	8	518	43	122	.352	26	86	.302	16	21	.762	26	70	96	37	40	0	19	17	11	128	4.7
Bitadze (TOT)	38	1	457	69	125	.552	6	26	.231	23	42	.548	61	76	137	39	64	1	16	22	26	167	4.4
Bitadze (ORL)	17	1	255	42	73	.575	2	12	.167	12	18	.667	36	52	88	21	30	1	7	10	16	96	5.6
Carter-Williams	4	0	44	6	14	.429	1	3	.333	4	7	.571	1	4	5	7	5	0	1	4	1	17	4.3
Schofield	37	0	451	55	122	.451	24	74	.324	21	23	.913	23	39	62	31	61	0	8	16	5	155	4.2
K. Harris	34	0	457	47	107	.439	16	43	.372	31	41	.756	28	42	70	16	53	0	17	21	5	141	4.1
Houston	51	4	812	66	182	.363	46	136	.338	15	18	.833	34	65	99	30	63	0	12	18	7	193	3.8
MAGIC	82	-	19780	3323	7074	.470	883	2551	.346	1607	2050	.784	833	2713	3546	1906	1652	12	603	1236	382	9136	111.4
OPPONENTS	82	-	19780	3389	7127	.476	1064	3030	.351	1504	1890	.796	779	2669	3448	2122	1681	7	634	1204	415	9346	114.0

SINGLE-GAME HIGHS

PLAYER	MIN	REB	AST	STL	TO	BLK	PTS
Banhero	43	16	9	3	5	3	33
F. Wagner	40	10	9	4	6	2	34
Carter	42	14	6	3	5	3	30
Fultz	38	10	10	6	6	2	28
Anthony	33	10	9	3	4	3	28
M. Wagner	36	13	8	3	4	1	27
Suggs	36	7	9	5	6	3	26
Bol	39	15	5	2	6	4	26
G. Harris	36	6	5	3	3	2	22
Ross	35	5	4	3	4	1	29
Bamba	33	13	4	2	2	3	21
Scrubb	28	5	1	2	3	0	11
Hampton	29	4	5	2	3	1	15
Isaac	16	7	2	3	2	1	10
Okeke	33	9	5	3	3	2	16
Bitadze (TOT)	25	15	4	2	3	3	14
Bitadze (ORL)	25	15	3	1	3	3	13
Carter-Williams	17	5	3	1	3	1	8
Schofield	27	7	4	1	3	1	13
K. Harris	29	8	2	2	3	1	22
Houston	34	7	3	2	2	2	21
MAGIC	265	57	34	14	25	14	135
OPPONENTS	265	59	39	15	26	12	139

AVERAGE PER GAME

PLAYER	MIN	REB	AST	STL	TO	BLK	PTS
Banhero	33.7	6.9	3.7	0.83	2.8	0.54	20.0
F. Wagner	32.6	4.1	3.5	0.96	2.1	0.21	18.6
Carter	29.6	8.7	2.3	0.53	1.9	0.58	15.2
Fultz	29.6	3.9	5.7	1.45	2.3	0.43	14.0
Anthony	25.9	4.8	3.9	0.62	1.5	0.52	13.0
M. Wagner	19.5	4.5	1.5	0.65	1.2	0.23	10.5
Suggs	23.5	3.0	2.9	1.26	1.8	0.51	9.9
Bol	21.5	5.8	1.0	0.43	1.6	1.21	9.1
G. Harris	24.7	2.0	1.2	0.94	0.6	0.25	8.3
Ross	22.5	2.0	1.3	0.60	0.9	0.19	8.0
Bamba	17.0	4.6	1.1	0.30	0.6	0.95	7.3
Scrubb	15.1	3.0	0.5	1.00	1.5	0.00	6.5
Hampton	13.9	1.5	1.3	0.62	0.8	0.15	5.7
Isaac	11.3	4.0	0.5	1.27	0.4	0.36	5.0
Okeke	19.2	3.6	1.4	0.70	0.6	0.41	4.7
Bitadze (TOT)	12.0	3.6	1.0	0.42	0.6	0.68	4.4
Bitadze (ORL)	15.0	5.2	1.2	0.41	0.6	0.94	5.8
Carter-Williams	11.1	1.3	1.8	0.25	1.0	0.25	4.3
Schofield	12.2	1.7	0.8	0.22	0.4	0.14	4.2
K. Harris	13.4	2.1	0.5	0.50	0.6	0.15	4.1
Houston	15.9	1.9	0.6	0.24	0.4	0.14	3.8
MAGIC	24.2	43.2	23.2	7.35	15.1	4.66	111.4
OPPONENTS	24.1	42.0	25.9	7.73	14.7	5.06	114.0

CAREER HIGHS (C=SET, T=TIED)

PLAYER	FG	FGA	FT	FTA	REB	AST	PTS
Banhero	14C	26C	13C	15C	16C	9C	33C
F. Wagner	13C	25C	10	10T	11	10	38
Carter	12T	22	8T	10T	18	7	30T
Fultz	11T	21	7T	8T	11	15	28C
Anthony	13	25	14	14	16	11	37
M. Wagner	13	17	10C	10T	15	8C	30
Suggs	9C	19	9	11C	9	10	26C
Bol	12C	21C	5C	5T	15C	5C	26C
G. Harris	16	25	11	11	8	9	36
Ross	16	29	13	13	10	8	51
Bamba	12	17	8	10	18	6	32
Scrubb	7	17	3	3	7	2	17
Hampton	9	16	5T	7	11	10	27
Isaac	10	18	6	7	13	5	25
Okeke							

2022-2023 INDIVIDUAL SEASON HIGHS

PLAYER	MINUTES	FIELD GOALS	FREE THROWS	OFFENSIVE	REBOUNDS DEFENSIVE	TOTAL	ASSISTS	STEALS	TURN-OVERS	BLOCKED SHOTS	POINTS
COLE ANTHONY	33 (3) March 11 vs Miami	10 March 11 at Milw.	8 Jan. 20 vs N.O.	4T Feb. 3 at Minn.	9 Dec. 23 vs S.A.	10 Dec. 23 vs S.A.	9 Dec. 23 vs S.A.	3T(2) March 9 vs Utah	4 (4) March 28 at Mem.	3C(2) Feb. 9 vs Den.	28 March 1 at Milw.
MO BAMBA	33 (2) Nov. 21 at Ind.	8 Oct. 28 vs Cha.	6 Nov. 19 vs Cha.	7T Nov. 14 vs Tor.	12 Dec. 9 vs Tor.	13 Dec. 9 vs Tor.	4 Nov. 25 vs Phil.	2 Nov. 19 at Ind.	2 (5) Nov. 21 at Ind.	3 (3) Dec. 21 at Hou.	21 Nov. 19 at Ind.
PAOLO BANCHERO	43C March 11 vs Miami	14C Nov. 5 vs Sac.	13C(2) March 31 at Wash.	5C(2) Feb. 11 vs Miami	15C Nov. 5 vs Sac.	16C Nov. 5 vs Sac.	9C March 11 vs Miami	3C(2) Jan. 10 at Port.	5C(9) April 4 vs Cleve.	3C(3) March 31 at Wash.	33C Nov. 5 vs Sac.
GOGA BITADZE	25 (2) April 7 at Brk.	6 (2) March 7 vs Milw.	3 (2) April 2 vs Det.	8C Oct. 22 vs Det.	10C April 7 at Brk.	15C(2) April 7 at Brk.	4 Oct. 22 at Brk.	2 Nov. 23 vs Minn.	3T April 7 at Brk.	3 (2) March 28 at Mem.	14 Oct. 22 vs Det.
GOGA BITADZE	25 April 7 at Brk.	6 March 7 vs Milw.	3 April 2 vs Det.	5 (3) April 7 at Brk.	10C April 7 at Brk.	15T April 7 at Brk.	3 (2) April 2 at Brk.	1 (7) April 9 at Miami	3T April 7 at Brk.	3 March 28 at Mem.	13 April 2 vs Det.
BOL BOL	39C Nov. 28 at Brk.	12C Nov. 16 vs Minn.	5C(2) April 6 vs Cleve.	4C Feb. 14 vs Atl.	15C Nov. 11 vs Phoe.	15C Nov. 11 vs Phoe.	5C April 9 at Miami	2C(5) April 9 at Miami	6C(2) Nov. 14 vs Cha.	4C(5) Jan. 21 at Wash.	26C Nov. 16 vs Minn.
WENDELL JR. CARTER	42 March 11 vs Miami	12T March 11 vs Miami	8T Nov. 1 at OKC.	6 (2) Feb. 23 vs Det.	12 (2) April 4 vs Cleve.	14 Feb. 23 vs Det.	6 Nov. 5 vs Sac.	3 (2) Nov. 5 vs Det.	5 (3) Jan. 25 vs Ind.	3 Jan. 9 at Sac.	30T Nov. 1 at OKC.
MICHAEL CARTER-WILLIAMS	17 April 9 at Miami	3 April 9 at Miami	2 April 7 at Brk.	1 April 7 at Brk.	4 April 7 at Brk.	5 April 7 at Brk.	3 (2) April 9 at Miami	1 April 9 at Miami	3 April 9 at Miami	1 April 6 vs Cleve.	8 April 9 at Miami
MARKELLE FULTZ	38 March 11 vs Miami	11T(4) April 4 vs Cleve.	7T March 18 at LA-C	5C Feb. 9 vs Den.	8 Feb. 13 at Chi.	10 Feb. 13 at Chi.	10 (2) March 19 at LA-L	6T Jan. 7 at G.S.	6T March 11 vs Miami	2T(6) April 2 at LA-C	28C March 18 at LA-C
R.J. HAMPTON	29 Nov. 25 vs Phil.	6 Oct. 30 at Dall.	5T(2) Nov. 27 vs Phil.	2 Oct. 2 at Dall.	4 (2) Jan. 4 vs OKC.	4 (5) Nov. 21 vs OKC.	5 Nov. 21 at Ind.	2 (4) Nov. 27 vs Phil.	3 Nov. 3 vs G.S.	1 (4) Nov. 11 vs Phoe.	15 (2) Nov. 3 vs G.S.
GARY HARRIS	36 Nov. 28 at Brk.	8 Jan. 25 vs Ind.	5 Jan. 4 vs OKC.	3 Feb. 25 vs Ind.	3 March 3 vs Ind.	5 Feb. 25 vs Ind.	5 Nov. 27 vs Phil.	3 (2) March 11 vs Miami	3 (2) Nov. 28 at Brk.	2T(4) March 31 at Wash.	22C March 21 at Wash.
KEVON HARRIS	29C Dec. 30 vs Wash.	7C April 9 at Miami	5C Nov. 16 vs Minn.	4C(2) Nov. 21 at Ind.	5C April 9 at Miami	8C April 9 at Miami	2C(3) April 9 at Miami	2C(2) March 18 at LA-C	3C April 6 at Brk.	1C(5) April 9 at Miami	22C April 9 at Miami
CALEB HOUSTAN	34C April 9 at Miami	6C April 9 at Miami	4C April 9 at Miami	3C(2) Jan. 4 vs OKC.	6C Nov. 28 at Brk.	7C Nov. 28 at Brk.	3C Nov. 27 vs Phil.	2C April 9 at Miami	2C(4) March 23 vs N.Y.	2C March 23 at Miami	21C April 9 at Miami
JONATHAN ISAAC	16 Feb. 23 vs Det.	4 (3) Feb. 23 vs Det.	3 Feb. 9 vs Den.	4 at Cha.	6 Feb. 23 vs Det.	7 (2) Feb. 23 vs Det.	2 Jan. 25 vs Ind.	3 Feb. 9 vs Den.	2 Feb. 23 vs Det.	1 (4) Feb. 23 vs Det.	10 (2) Feb. 23 vs Det.
CHUMA OKEKE	33 (2) April 9 at Miami	5 April 9 at Miami	5C Nov. 3 vs G.S.	3 Nov. 11 vs Phoe.	7 (2) Nov. 18 at Chi.	9 Nov. 3 vs G.S.	5 April 9 at Miami	3 (2) April 9 at Miami	3 (3) April 7 at Brk.	2 (3) April 6 vs Cleve.	16 Nov. 3 vs G.S.
TERRENCE ROSS	35 (2) Oct. 22 vs Bos.	11 Oct. 22 vs Bos.	2 Jan. 4 vs OKC.	1 (10) Jan. 4 vs OKC.	5 Dec. 16 at Bos.	5 Jan. 4 vs OKC.	4 Nov. 14 vs Cha.	4 (2) Nov. 21 at Ind.	4 (2) Nov. 14 vs Cha.	2 (8) Jan. 20 vs N.O.	29 Oct. 22 vs Bos.
ADMIRAL SCHOFIELD	27 Dec. 30 vs Wash.	5 Dec. 18 at Bos.	6C Dec. 3 at Tor.	3T(3) Dec. 7 vs LA-C	6T Dec. 19 at Atl.	7T Dec. 19 at Atl.	4C(2) April 9 at Miami	3C(3) April 9 at Miami	1 (5) April 6 vs Cleve.	13 (2) Dec. 18 at Bos.	53 Dec. 18 at Bos.
JAY SCRUBB	28 April 6 vs Cleve.	4 April 6 vs Cleve.	1 April 6 vs Cleve.	0 April 6 vs Cleve.	5 April 6 vs Cleve.	5 April 6 vs Cleve.	1 April 6 vs Cleve.	2 April 6 vs Cleve.	3T April 6 vs Cleve.	0 April 6 vs Cleve.	11 April 6 vs Cleve.
JALEN SUGGS	36T Nov. 3 vs G.S.	9C(2) Feb. 14 at Tor.	6 Nov. 3 at Miami	3 (6) April 9 at Miami	6 Nov. 9 vs Dall.	7 (2) April 9 at Miami	9 Nov. 3 vs G.S.	5C Feb. 1 at Phil.	6T(2) Nov. 18 at Chi.	3C(3) March 11 vs Miami	26C Nov. 3 vs G.S.
FRANZ WAGNER	40C Nov. 5 vs Sac.	13C(2) Dec. 30 vs Wash.	9 (2) Jan. 21 at Wash.	6C Dec. 19 at Atl.	9 March 26 vs Brk.	10 (2) March 26 vs Brk.	9 Jan. 20 vs N.O.	4 (2) Jan. 13 at Utah	6C Feb. 1 at Phil.	2T Nov. 1 at OKC.	34 Dec. 9 vs Tor.
MOE WAGNER	36 (2) Dec. 7 vs LA-C	9 Dec. 16 at Bos.	5 Jan. 30 at Phil.	5 Dec. 2 at Cleve.	9 (3) Dec. 19 at Atl.	13 Dec. 7 vs LA-C	8C Nov. 30 vs Atl.	3 Feb. 13 vs Phil.	4 Nov. 27 vs Cleve.	1 (13) April 6 vs Chi.	27 Jan. 28 vs Chi.
MAGIC High Games	265 (4) March 11 vs Miami	50 (3) March 7 vs Milw.	33 Nov. 3 vs G.S.	22 Nov. 14 vs Cha.	45 Nov. 9 vs Dall.	57 April 7 at Brk.	34 (2) March 11 vs Miami	14 March 18 at LA-C	25 Nov. 1 at OKC.	14 March 31 at Wash.	135 Dec. 14 at Atl.
MAGIC Low Games	240 (78) April 9 at Miami	31 April 7 at Brk.	8 Dec. 2 at Cleve.	2 Jan. 27 at Miami	19 Nov. 27 vs Phil.	26 Nov. 27 vs Phil.	12 Feb. 1 at Phil.	1 Nov. 9 vs Dall.	8 (2) March 19 at LA-L	0 (2) March 7 at Brk.	84 April 7 at Brk.
OPPONENTS High Games	265 (4) March 11 vs Miami	52 Jan. 9 at Sac.	33 Dec. 11 vs Tor.	18 Oct. 24 at N.Y.	49 Dec. 30 vs Wash.	59 Jan. 13 at Utah	39 (2) March 14 at S.A.	15 (2) Nov. 16 vs Minn.	26 Dec. 30 vs Wash.	12 Dec. 16 at Bos.	139 March 1 at Milw.
OPPONENTS Low Games	240 (78) April 9 at Miami	30 Dec. 11 at Miami	8 (3) March 7 vs Cleve.	3 March 7 vs Milw.	21 Dec. 11 vs Tor.	28 Dec. 11 vs Tor.	15 (2) Jan. 13 at Utah	2 (2) March 19 at LA-L	4 Oct. 30 at Dall.	1 (6) April 2 vs Det.	87 Nov. 9 vs Dall.

C indicates a new career-high. **T* a tied career-high.
Numbers in parentheses indicate the number of games in which a player or team has reached a given total (if more than one).

2022-2023 GAME BY GAME RESULTS

GAME #	DATE	OPP	STREAK	RESULT	TOTAL	MAGIC HI SCORER	MAGIC HI REBOUNDER	OPP HI SCORER	ATTENDANCE
1	10/19	@ DET	L1	109-113	0-1	Banchero/25	Carter Jr./11	Bogdanovic/24	20,190
2	10/21	@ ATL	L2	98-108	0-2	Anthony/25	Banchero/12	Young/25	17,822
3	10/22	BOS	L3	120-126	0-3	Ross/29	Carter Jr./12	Tatum/40	19,299*
4	10/24	@ NY	L4	102-115	0-4	Banchero/21	Carter Jr./11	Randle/25	18,800
5	10/26	@ CLE	L5	92-103	0-5	Banchero/29	Bol/10	E. Mobley/20	19,432
6	10/28	CHA	W1	113-93	1-5	Banchero/21	Banchero/12	Hayward/18	18,846*
7	10/30	@ DAL	L1	105-114	1-6	Banchero/18	Bol/11	Doncic/44	20,042
8	11/1	@ OKC	L2	108-116	1-7	Carter Jr./30	Bol-Carter Jr./12	Gilgeous-Alexander/34	13,109
9	11/3	GST	W1	130-129	2-7	Suggs/26	Carter Jr.-Okeke/9	Curry/39	18,846*
10	11/5	SAC	L1	123-126	2-8	Banchero/16	Banchero/16	Fox/37	18,846*#
11	11/7	HOU	L2	127-134	2-9	Banchero/30	Carter Jr./7	J. Green/34	15,441
12	11/9	DAL	W1	94-87	3-9	F. Wagner/22	Carter Jr./12	Dinwiddie/29	18,165
13	11/11	PHO	W2	114-97	4-9	Carter Jr./20	Bol/15	Payne/22	15,879
14	11/14	CHA	L1	105-112	4-10	F. Wagner/23	Bamba/10	Plumlee/18	15,018
15	11/16	MIN	L2	108-126	4-11	Bol/26	Bol/12	Edwards/35	16,527
16	11/18	@ CHI	W1	108-107	5-11	Carter Jr./21	Bol/10	DeRozan/41	21,031
17	11/19	@ IND	L1	113-114	5-12	F. Wagner/29	Bol/11	Haliburton/22	14,478
18	11/21	@ IND	L2	102-123	5-13	F. Wagner/22	Bol/9	Mathurin/22	14,029
19	11/25	PHI	L3	99-107	5-14	F. Wagner/24	Bol/8	Milton/24	15,384
20	11/27	PHI	L4	103-133	5-15	Banchero/18	M. Wagner/6	Milton/29	16,218
21	11/28	@ BRK	L5	102-109	5-16	Banchero-Bol/24	Houston/7	Durant/45	15,704
22	11/30	ATL	L6	108-125	5-17	F. Wagner/22	F. Wagner-M. Wagner/6	Young/30	15,344
23	12/2	@ CLE	L7	96-107	5-18	Banchero/22	M. Wagner/9	Mitchell/34	19,432
24	12/3	@ TOR	L8	108-121	5-19	Bol-Ross/18	Bol/7	Anunoby/32	19,800
25	12/5	MIL	L9	102-119	5-20	Banchero/25	Banchero-M. Wagner/12	Antetokounmpo/34	16,174
26	12/7	LAC	W1	116-111	6-20	Banchero/23	M. Wagner/13	Mann/19	14,429#
27	12/9	TOR	W2	113-109	7-20	F. Wagner/34	Bamba/13	Siakam/36	17,008
28	12/11	TOR	W3	111-99	8-20	F. Wagner/33	Banchero/12	Trent/24	16,891
29	12/14	ATL	W4	135-124	9-20	F. Wagner/24	Three players/7	Hunter/25	16,002
30	12/16	@ BOS	W5	117-109	10-20	M. Wagner/25	Bamba/12	Tatum/31	19,156
31	12/18	@ BOS	W6	95-92	11-20	Banchero/31	Bol/8	Brown/24	19,156
32	12/19	@ ATL	L1	125-126	11-21	Fultz/24	M. Wagner/10	Young/37	17,809
33	12/21	@ HOU	W1	116-110	12-21	F. Wagner/25	Banchero/13	Porter/31	15,965
34	12/23	SAN	W2	133-113	13-21	Anthony/23	Anthony/23	K. Johnson/17	18,425
35	12/27	LAL	L1	110-129	13-22	Fultz/16	Three players/5	James/28	19,482*
36	12/28	@ DET	L2	101-121	13-23	F. Wagner/19	Carter Jr./8	Burks/32	20,190
37	12/30	WAS	L3	100-119	13-24	F. Wagner/28	Bol/9	Porzingis/30	19,040
38	1/4	OKC	W1	126-115	14-24	Banchero/25	Carter Jr./13	Gilgeous-Alexander/33	18,925*
39	1/5	MEM	L1	115-123	14-25	Banchero/30	Banchero/9	Morant/26	19,184*
40	1/7	@ GST	W1	115-101	15-25	Banchero/25	Carter Jr./10	Lamb/26	18,064
41	1/9	@ SAC	L1	111-136	15-26	Banchero/17	Banchero/8	Barnes/30	16,499
42	1/10	@ POR	W1	109-106	16-26	F. Wagner/29	Banchero-Carter Jr./10	Lillard/30	18,176
43	1/13	@ UTA	L1	108-112	16-27	F. Wagner/26	Carter Jr./10	Markkanen/28	18,206
44	1/15	@ DEN	L2	116-119	16-28	Fultz/20	Carter Jr./10	Gordon/25	19,641
45	1/20	NO	W1	123-110	17-28	F. Wagner/30	Carter Jr./9	McCullum/23	19,025*
46	1/21	@ WAS	L1	118-138	17-29	Fultz/23	Carter Jr./9	Hachimura/30	18,171
47	1/23	BOS	W1	113-98	18-29	Banchero/23	Carter Jr./11	Brown-Tatum/26	19,196*
48	1/25	IND	W2	126-120	19-29	Banchero/23	Carter Jr./10	Mathurin/26	18,846*
49	1/27	@ MIA	L1	105-110	19-30	Three players/19	Carter Jr./8	Butler/29	19,788
50	1/28	CHI	L2	109-128	19-31	M. Wagner/27	Banchero/7	DeRozan-LaVine/32	18,846*
51	1/30	@ PHI	W1	119-109	20-31	Banchero/29	Banchero-Carter Jr./9	Embiid/30	19,812
52	2/1	@ PHI	L1	94-105	20-32	Fultz/18	Carter Jr./13	Embiid/28	20,885
53	2/3	@ MIN	W1	127-120	21-32	Anthony/20	Anthony-Banchero/8	Russell/29	17,136
54	2/5	@ CHA	W2	119-113	22-32	Banchero/22	Carter Jr./12	Bal/33	18,510
55	2/7	NY	L1	98-102	22-33	Fultz/21	Banchero/8	Brunson/25	19,438*
56	2/9	DEN	W1	115-104	23-33	Carter Jr./19	Banchero/10	Gordon/37	18,846*
57	2/11	MIA	L1	103-107	23-34	Fultz/17	Banchero/13	Herro/23	18,223#
58	2/13	@ CHI	W1	100-91	24-34	Banchero/22	Fultz/10	LaVine/26	20,767
59	2/14	@ TOR	L1	113-123	24-35	Carter Jr./26	Bol/7	Poeltl/30	19,800
60	2/23	DET	W1	108-106	25-35	F. Wagner/21	Carter Jr./14	Ivey/25	18,846*
61	2/25	IND	L1	108-121	25-36	F. Wagner/21	Carter Jr./11	Turner/24	19,231*
62	2/27	@ NO	W1	101-93	26-36	Banchero/29	Carter Jr./11	Ingram/25	16,038
63	3/1	@ MIL	L1	117-139					



Front Row (L-R): Bol Bol #10, Ignas Brazdeikis #17, R.J. Hampton #13, Cole Anthony #50, Markelle Fultz #20, Jonathan Isaac #1, Robin Lopez #33, Gary Harris #14, Terrence Ross #31, Wendell Carter Jr. #34, Jalen Suggs #4, Franz Wagner #22, Moritz Wagner #21, Chuma Okeke #3, Admiral Schofield #25, Mo Bamba #5.

Back Row (L-R): Assistant Director of Security Chris Newton, Director of Team Security Larry Thompson, Assistant Equipment Manager Cody Wright, Team Chef Zach Kerlow-Provo, Sous Chef Jason Carter, Video Coordinator/Player Development James Frascilla, Video Coordinator/Player Development Randy Gregory, Video Coordinator/Player Development Tae Carter, Assistant Coach Bruce Kreuzer, Assistant Coach Dylan Murphy, Assistant Coach Lionel Chalmers, Assistant Coach Bret Brielmaier, Assistant Coach Dale Osbourne, Assistant Coach Jesse Mermuys, Assistant Coach Nate Tibbetts, Head Coach Jamahl Mosley, CEO Alex Martins, President of Basketball Operations Jeff Weltman, General Manager John Hammond, Assistant General Manager Anthony Parker, Director of Player Development and Basketball Operations Becky Bonner, Director of Team Operations Rodney Powell, High Performance Director Lindsay Waininger, Head Athletic Trainer Ernest Eugene, Head Strength & Conditioning Coach Nathan Spencer, Equipment Manager Jacob Diamond, Performance Therapist Andy Burke, Physical Therapist/Athletic Trainer Lindsey Elizondo, Physical Therapist Sameer Mehta, Applied Sports Scientist Bryce Murphy, Assistant Athletic Trainer/Physical Therapist Kristen Crenshaw, Sports Psychologist Dr. Joe Carella, Massage Therapist Alacia Constantine.

2021/2022 Regular Season Statistics (22-60)

PLAYER	G	GS	MIN	-FIELD GOALS-			-3-POINT FG-			-FREE THROWS-			-REBOUNDS-			AST	PF	DQ	STL	TO	BLK	PTS	AVG
				FG	FGA	PCT	FG	FGA	PCT	FT	FTA	PCT	OFF	DEF	TOT								
Anthony	65	65	2059	357	912	.391	132	391	.338	216	253	.854	32	316	348	369	171	0	46	170	17	1062	16.3
F. Wagner	79	79	2429	456	975	.468	96	271	.354	189	219	.863	84	272	356	231	164	1	68	119	34	1197	15.2
Carter	62	61	1852	359	684	.525	70	214	.327	143	207	.691	139	509	648	171	169	3	36	117	43	931	15.0
Suggs	48	45	1307	198	448	.442	42	196	.214	126	163	.773	26	145	171	209	142	2	59	143	19	564	11.8
Harris	61	30	1730	240	553	.434	116	302	.384	83	95	.874	36	86	122	108	112	2	59	61	9	679	11.1
Fultz	18	3	360	83	175	.474	4	17	.235	25	31	.806	4	45	49	99	22	0	20	40	5	195	10.8
Bamba	71	69	1824	296	617	.480	107	281	.381	57	73	.781	148	424	572	85	182	3	38	77	118	756	10.6
Cannady	5	0	145	15	44	.341	15	37	.405	5	7	.714	1	5	6	10	9	0	5	5	3	50	10.0
Ross	63	0	1448	220	554	.397	77	264	.292	112	130	.862	20	141	161	116	68	0	28	75	12	629	10.0
M. Wagner	63	3	960	197	396	.497	66	201	.328	104	129	.806	42	190	232	87	123	0	20	56	13	564	9.0
Okeke	70	20	1749	216	575	.376	118	371	.318	55	65	.846	47	300	347	118	95	0	97	57	42	605	8.6
Hampton	64	14	1402	175	457	.383	64	183	.350	75	117	.641	23	171	194	158	101	0	42	87	13	489	7.6
Lopez	36	9	612	110	199	.553	2	6	.333	32	54	.593	68	58	126	54	67	1	2	44	18	254	7.1
Johnson	4	0	65	11	25	.440	4	10	.400	0	0	---	6	9	15	0	4	0	0	1	26	6.5	
Gravett	8	3	171	18	38	.474	11	26	.423	3	4	.750	1	20	21	20	13	0	5	9	1	50	6.3
Brazdeikis	42	1	536	81	188	.431	27	87	.310	21	32	.656	23	49	72	37	48	0	10	17	3	210	5.0
Schofield	38	1	469	54	129	.419	26	79	.329	12	15	.800	17	72	89	25	58	0	4	21	5	146	3.8
Frazier	10	3	200	13	43	.302	6	17	.353	5	9	.556	5	14	19	33	24	0	3	13	1	37	3.7
Mulder	15	2	195	20	67	.299	13	46	.283	2	2	1.000	2	19	21	3	12	0	4	8	1	55	3.7
Ford	5	0	74	6	20	.300	2	15	.133	0	0	---	2	13	15	2	7	0	1	4	0	14	2.8
Bol (TOT)	14	0	81	15	27	.556	1	4	.250	2	5	.400	4	16	20	5	4	0	1	4	2	33	2.4
Gillespie	9	2	119	9	22	.409	0	1	.000	3	7	.429	13	23	36	5	18	0	3	5	9	21	2.3
Dowtin (TOT)	9	0	108	8	26	.308	1	9	.111	2	2	1.000	8	10	18	10	5	0	5	5	1	19	2.1
Dowtin (ORL)	4	0	77	5	19	.263	1	7	.143	2	2	1.000	7	4	11	7	3	0	5	4	0	13	3.3
MAGIC	82	-	19780	3139	7240	.434	999	3022	.331	1270	1614	.787	746	2885	3631	1947	1612	12	555	1188	367	8547	104.2
OPPONENTS	82	-	19780	3346	7300	.4581082	2979	363		1429	1851	.772	852	3014	3866	2034	1501	10	655	1079	428	9203	112.2

GAME #	DATE	OPP	STREAK	RESULT	TOTAL	MAGIC HI SCORER	MAGIC HI REBOUNDER	OPP HI SCORER	ATTENDANCE
1	10/20	@ SAN	L1	97-123	0-1	Bamba/18	Carter Jr./8	Vassel/19	16,697
2	10/22	NY	L2	96-121	0-2	F. Wagner/16	Carter Jr./11	Randle/21	18,846*
3	10/24	@ NY	W1	110-104	1-2	Anthony/29	Anthony/16	Randle/30	16,273
4	10/25	@ MIA	L1	90-107	1-3	Suggs-F. Wagner/15	Anthony-Carter Jr./9	Butler/36	19,600
5	10/27	CHA	L2	111-120	1-4	Anthony/24	Bamba-Carter Jr./10	Bridges/31	14,082
6	10/29	@ TOR	L3	109-110	1-5	Anthony/24	Bamba/18	Barnes/21	19,800
7	10/30	@ DET	L4	103-110	1-6	F. Wagner/19	Anthony/10	Grant/22	11,423
8	11/1	@ MIN	W1	115-97	2-6	Anthony/31	Carter Jr./14	Edwards/24	14,744
9	11/3	BOS	L1	79-92	2-7	Anthony-Carter Jr./13	Carter Jr./13	Brown/28	12,735
10	11/5	SAN	L2	89-102	2-8	Anthony/21	Carter Jr./10	Murray-K. Johnson/20	14,101
11	11/7	UTA	W1	107-100	3-8	Anthony/33	Carter Jr./15	Mitchell-Gobert/21	13,386
12	11/10	BKN	L1	90-123	3-9	Ross/17	Bamba/9	Durant/30	13,882
13	11/13	WAS	L2	92-104	3-10	Anthony/22	Bamba/17	Dinwiddie/23	17,272
14	11/15	@ ATL	L3	111-129	3-11	Anthony/29	Carter Jr./9	Young-Collins/23	13,061
15	11/17	@ NY	W1	104-98	4-11	Ross/19	Bamba/12	Barrett/17	16,680
16	11/19	@ BKN	L1	113-115	4-12	Suggs/21	Bamba/10	Harden/36	16,966
17	11/20	@ MIL	L2	108-117	4-13	Hampton/19	Bamba/7	Antetokounmpo/32	17,341
18	11/22	@ MIL	L3	92-123	4-14	M. Wagner/18	Carter Jr./10	Holiday/18	17,341
19	11/24	CHA	L4	99-106	4-15	Bamba/18	Bamba/12	Rozier/27	16,114
20	11/26	CHI	L5	88-123	4-16	Carter Jr./26	Carter Jr./10	DeRozan/23	18,236
21	11/27	@ CLE	L6	92-105	4-17	Carter Jr./19	Carter Jr./11	Garland/26	18,248
22	11/29	@ PHI	L7	96-101	4-18	F. Wagner/27	Bamba/17	Curry/24	20,193
23	12/1	DEN	W1	108-103	5-18	Anthony/24	Anthony-Carter Jr./8	Morris/22	14,191
24	12/3	@ HOU	L1	116-118	5-19	Anthony/26	Carter Jr./16	Gordon/24	13,697
25	12/6	@ GS	L2	95-126	5-20	Harris/17	Carter Jr./12	Curry/31	18,064
26	12/8	@ SAC	L3	130-142	5-21	Anthony/33	Carter Jr./10	Fox/33	14,364
27	12/11	@ LAC	L4	104-106	5-22	Anthony/23	Carter Jr./14	Jackson/25	17,156
28	12/12	@ LAL	L5	94-106	5-23	Anthony/21	Lopez/9	James/30	18,997
29	12/15	ATL	L6	99-111	5-24	M. Wagner/19	Carter Jr./15	Young/28	13,576
30	12/17	MIA	L7	105-115	5-25	F. Wagner/27	Okeke/10	Strus/32	14,103
31	12/18	@ BKN	W1	100-93	6-25	Lopez/20	F. Wagner/11	Mills/23	16,292
32	12/22	@ ATL	W2	104-98	7-25	F. Wagner/25	Gillespie/8	Reddish/34	15,299
33	12/23	NO	L1	104-110	7-26	Anthony-Harris/22	Carter Jr./12	Ingram/31	13,954
34	12/26	@ MIA	L2	83-93	7-27	Harris/20	Carter Jr./14	Martin-Butler/17	19,600
35	12/28	MIL	L3	110-127	7-28	F. Wagner/38	Carter Jr./10	Antetokounmpo/28	16,696
36	12/30	MIL	L4	118-136	7-29	F. Wagner/20	Carter Jr./10	Antetokounmpo/33	15,855
37	1/2	@ BOS	L5	111-116	7-30	Ross/33	Carter Jr./16	Brown/50	19,156#
38	1/3	@ CHI	L6	98-102	7-31	F. Wagner/22	Carter Jr./10	DeRozan/29	20,502
39	1/5	PHI	L7	106-116	7-32	Anthony/26	Carter Jr./10	Embiid/31	13,116
40	1/8	@ DET	L8	92-97	7-33	Harris/28	Okeke/10	Diallo/17	18,644
41	1/9	WAS	L9	100-102	7-34	Ross/32	Bamba/9	Kuzma/27	13,223
42	1/12	@ WAS	L10	106-112	7-35	Anthony/19	Anthony-Lopez/11	Kuzma/19	13,138
43	1/14	@ CHA	W1	116-109	8-35	M. Wagner/26	Okeke/10	Ball/23	16,011
44	1/15	IND	L1	92-108	8-36	Three players/16	Okeke-Bamba/6	Doncic/23	19,816
45	1/17	POR	L2	88-98	8-37	M. Wagner-F. Wagner/14	Anthony-Bamba/9	Nurkic/21	13,648
46	1/19	@ PHI	L3	110-123	8-38	Bamba/32	F. Wagner/11	Embiid/50	20,081
47	1/21	LAL	L4	105-116	8-39	Suggs/22	Bamba/8	James/29	18,846*
48	1/23	CHI	W1	114-95	9-39	M. Wagner/23	Okeke-Carter Jr./7	DeRozan/41	18,846*
49	1/26	LAC	L1	102-111	9-40	F. Wagner/21	Carter Jr./9	Coffey/19	12,448
50	1/28	DET	W1	119-103	10-40	F. Wagner/24	Bamba-Carter Jr./11	Lyles/18	13,156
51	1/30	DAL	W2	110-108	11-40	Okeke/19	Carter Jr./14	Doncic/34	13,376
52	2/1	@ CHI	L1	115-126	11-41	Carter Jr./24	Bamba-Carter Jr./8	DeRozan/29	20,217
53	2/2	@ IND	W1	119-118	12-41	Harris/22	Carter Jr./18	LeVert/26	14,528
54	2/5	MEM	L1	115-135	12-42	Anthony/22	Carter Jr./10	Moran/33	18,846*
55	2/6	BOS	L2	83-116	12-43	Suggs/17	Bamba/10	Brown/26	14,402
56	2/8	@ POR	W1	113-95	13-43	Anthony/23	Bamba-F. Wagner/9	Simons/19	16,024
57	2/11	@ UTA	L1	99-114	13-44	Carter Jr./22	Carter Jr./9	Mitchell/24	18,306
58	2/12	@ PHX	L2	105-132	13-45	Suggs/20	Carter Jr./11	Booker/26	17,071
59	2/14	@ DEN	L3	111-121	13-46	F. Wagner/26	Carter Jr./12	Jokic/26	15,025
60	2/16	ATL	L4	109-130	13-47	Anthony/23	Carter Jr./10	Bogdanovic/23	14,398
61	2/25	HOU	W1	119-111	14-47	Okeke/26	Carter Jr./12	Green/23	16,631
62	2/28	IND	W2	119-103	15-47	Carter Jr./21	Carter Jr./12	Haliburton/23	13,014
63	3/2	IND	L1	114-122					



Front Row (L-R): Ignas Brazdeikis #17, Chasson Randle #25, Sindarius Thornwell #12, Dwayne Bacon #8, Wendell Carter Jr. #34, R.J. Hampton #13, Gary Harris #14, Markelle Fultz #20, Terrence Ross #31, Michael Carter-Williams #7, Jonathan Isaac #1, Chuma Okeke #3, Cole Anthony #50, Otto Porter Jr. #22, James Ennis III #11, Mo Bamba #5, #21 Moritz Wagner #21.

Back Row (L-R): Associate Coach/Player Development Lionel Chalmers, Assistant Coach Dylan Murphy, Director of Team Operations Rodney Powell, Equipment Manager Jacob Diamond, Assistant Coach Bruce Kreuzer, Assistant Coach Steve Hettel, Assistant Coach Pat Delany, Assistant Coach Tyrone Corbin, Assistant Coach Mike Batiste, Head Coach Steve Clifford, CEO Alex Martins, President of Basketball Operations Jeff Weltman, General Manager John Hammond, Director of Player Development and Basketball Operations Becky Bonner, High Performance Director Lindsay Winninger, Head Athletic Trainer Ernest Eugene, Head Strength & Conditioning Coach Nathan Spencer, Assistant Director of Security Chris Newton, Assistant Video Coordinator Randy Gregory, Video Associate James Franchilla, Director of Team Security Larry Thompson.

2020/2021 Regular Season Statistics (21-51)

PLAYER	G	GS	MIN	-FIELD GOALS-			-3-POINT FG-			-FREE THROWS-			--REBOUNDS--			AST	PF	DQ	STL	TO	BLK	PTS	AVG
				FG	FGA	PCT	FG	FGA	PCT	FT	FTA	PCT	OFF	DEF	TOT								
Vucevic	44	44	1500	436	908	.480	117	288	.406	91	110	.827	87	430	517	167	79	0	42	83	28	1080	24.5
Fournier	26	26	787	170	369	.461	73	188	.388	98	123	.797	5	70	75	95	55	0	27	54	9	511	19.7
Ross	46	2	1347	254	616	.412	89	264	.337	120	138	.870	15	143	158	108	88	1	47	74	21	717	15.6
Gordon	25	25	736	128	293	.437	42	112	.375	66	105	.629	39	127	166	105	49	0	16	67	20	364	14.6
Fultz	8	8	215	41	104	.394	4	16	.250	17	19	.895	5	20	25	43	18	0	8	18	2	103	12.9
Anthony	47	34	1273	219	552	.397	58	172	.337	109	131	.832	38	183	221	192	98	0	30	106	18	605	12.9
Carter (TOT)	54	44	1375	230	457	.503	15	51	.294	131	179	.732	132	311	443	104	146	0	35	78	42	606	11.2
Carter (ORL)	22	19	583	101	205	.493	7	29	.241	49	68	.721	62	131	193	35	50	0	17	29	18	258	11.7
Bacon	72	50	1853	292	726	.402	59	207	.285	145	176	.824	31	193	224	93	103	0	45	46	5	788	10.9
Harris (TOT)	39	38	1080	138	345	.400	48	141	.340	64	78	.821	21	58	79	78	71	0	28	37	11	388	9.9
Harris (ORL)	20	19	499	69	189	.365	24	66	.364	42	48	.875	8	24	32	46	34	0	11	23	7	204	10.2
Porter (TOT)	28	6	607	98	227	.432	39	104	.375	36	42	.857	28	124	152	55	41	0	16	25	4	271	9.7
Porter (ORL)	3	0	66	9	25	.360	1	9	.111	5	5	1.000	0	14	14	5	4	0	0	0	0	24	8.0
Carter-Williams	31	25	800	105	270	.389	15	61	.246	49	80	.613	39	100	139	129	81	1	25	69	17	274	8.8
Ennis	41	37	986	115	243	.473	45	104	.433	70	87	.805	43	123	166	62	84	0	32	36	7	345	8.4
Bamba	46	5	725	142	301	.472	38	118	.322	45	66	.682	76	189	265	35	87	1	14	36	58	367	8.0
Okeke	15	0	1133	135	324	.417	49	141	.348	30	40	.750	42	139	181	101	48	0	48	38	22	349	7.8
Brazdeikis (TOT)	43	0	249	35	83	.422	11	28	.393	10	14	.714	11	34	45	17	22	0	4	12	3	91	7.0
Brazdeikis (ORL)	8	0	234	35	79	.443	11	27	.407	8	12	.667	10	31	41	16	22	0	4	11	3	89	11.1
Hampton (TOT)	51	1	888	136	313	.435	27	87	.310	55	82	.671	29	150	179	87	61	0	21	53	10	354	6.9
Hampton (ORL)	26	1	655	111	253	.439	22	69	.319	46	70	.657	19	110	129	73	39	0	16	42	8	290	11.2
Wagner (TOT)	45	24	722	104	229	.454	31	91	.341	71	87	.816	27	119	146	50	108	2	26	43	18	310	6.9
Wagner (ORL)	11	10	286	38	93	.409	16	43	.372	29	33	.879	11	43	54	12	36	0	4	13	9	121	11.0
Randle	41	5	837	92	237	.388	44	130	.338	38	48	.792	7	75	82	74	64	1	22	46	5	266	6.5
Mason	4	1	79	9	24	.375	2	5	.400	5	7	.714	3	9	12	12	7	0	0	5	0	25	6.3
Franks	7	0	101	13	28	.464	5	15	.333	12	13	.923	6	8	14	5	8	0	2	3	4	43	6.1
Hall (TOT)	13	0	179	25	35	.714	0	0	---	23	34	.676	24	38	62	11	18	0	5	8	10	73	5.6
Hall (ORL)	13	0	179	25	35	.714	0	0	---	23	34	.676	24	38	62	11	18	0	5	8	10	73	5.6
Aminu	17	14	367	36	89	.404	7	31	.226	14	17	.824	20	71	91	29	22	0	17	25	9	93	5.5
Birch	48	5	952	94	209	.450	4	21	.190	63	85	.741	117	126	243	53	67	0	32	23	28	255	5.3
Cannady	8	0	74	11	28	.393	6	16	.375	6	7	.857	0	5	5	1	9	0	5	2	1	34	4.3
Bone	14	0	196	23	54	.426	10	32	.313	0	0	---	4	20	24	18	11	0	2	3	0	56	4.0
Clark	35	11	637	40	131	.305	31	108	.287	8	10	.800	33	79	112	30	34	0	12	17	7	119	3.4
Thornwell (TOT)	21	1	217	15	46	.326	7	23	.304	4	8	.500	3	15	18	21	15	0	13	7	2	41	2.0
Thornwell (ORL)	7	0	144	8	25	.320	4	14	.286	4	6	.667	2	11	13	17	12	0	8	3	1	24	3.4
Mane	10	0	88	3	13	.231	1	2	.500	4	5	.800	1	13	14	4	10	0	3	2	1	11	1.1
MAGIC	72	-	17330	2754	6423	.429	784	2288	.343	1196	1543	.775	747	2523	3272	1571	1237	4	496	924	318	7488	104.0
OPPONENTS	72	-	17330	3039	6456	.471	987	2649	.373	1093	1390	.786	704	2706	3410	1874	1342	3	548	917	384	8158	113.3

GAME #	DATE	OPP	STREAK	RESULT	TOTAL	MAGIC HI SCORER	MAGIC HI REBOUNDER	OPP HI SCORER	ATTENDANCE
1	12/23	MIA	W1	113-107	1-0	Fournier/25	Vucevic/11	Adebayo/25	3,396
2	12/26	@ WAS	W2	130-120	2-0	Ross/25	Vucevic/17	Beal/39	0
3	12/27	@ WAS	W3	120-113	3-0	Fultz-Ross/26	Vucevic/8	Beal/29	0
4	12/29	@ OKC	W4	118-107	4-0	Vucevic/28	Vucevic/10	Gilgeous-Alexander/23	0
5	12/31	PHI	L1	92-116	4-1	Vucevic/19	Vucevic/10	Curry-Embiid/21	3,247
6	1/2	OKC	L2	99-108	4-2	Vucevic/30	Vucevic/13	Bazley/19	3,339
7	1/4	CLE	W1	103-83	5-2	Gordon/24	Birch/12	Sexton/24	2,726
8	1/6	CLE	W2	105-94	6-2	Ross/20	Birch/10	Sexton/21	2,948
9	1/8	@ HOU	L1	90-132	6-3	Vucevic/22	Vucevic/12	Wood/22	3,039
10	1/9	@ DAL	L2	98-112	6-4	Vucevic/30	Vucevic/15	Hardaway/36	0
11	1/11	MIL	L3	99-121	6-5	Vucevic/28	Vucevic/13	Antetokounmpo/22	3,248
12	1/15	@ BOS	L4	97-124	6-6	Gordon/17	Birch/12	Brown/21	0
13	1/16	@ BRK	L5	115-122	6-7	Vucevic/34	Vucevic/10	Durant/42	0
14	1/18	@ NY	L6	84-91	6-8	Vucevic/24	Gordon/17	Barrett/22	0
15	1/20	@ MIN	W1	97-96	7-8	Vucevic/28	Gordon/9	Russell/19	0
16	1/22	@ IND	L1	118-120	7-9	Fournier/26	Vucevic/12	Brogdon/23	N/A#
17	1/24	CHA	L2	104-107	7-10	Vucevic/22	Vucevic/13	Hayward/39	3,507
18	1/25	CHA	W1	117-108	8-10	Vucevic/28	Vucevic/12	Hayward-Rozier/24	3,167
19	1/27	SAC	L1	107-121	8-11	Vucevic/26	Birch/14	Hield/29	3,216
20	1/29	LAC	L2	90-116	8-12	Ross/24	Clark-Gordon/7	George/26	3,763
21	1/31	@ TOR (Tampa)	L3	102-115	8-13	Anthony/16	Vucevic/14	Siakam/30	0!
22	2/2	TOR	L4	108-123	8-14	Fournier-Vucevic/21	Vucevic/18	VanVleet/54	3,211
23	2/5	CHI	W1	123-119	9-14	Vucevic/43	Vucevic/19	LaVine/26	3,535
24	2/6	CHI	L1	92-118	9-15	Vucevic/17	Vucevic/8	LaVine/39	3,880
25	2/9	@ POR	L2	97-106	9-16	Vucevic/27	Vucevic/15	Lillard/36	0
26	2/11	@ GS	L3	105-111	9-17	Vucevic/25	Vucevic/13	Curry/40	0
27	2/12	@ SAC	W1	123-112	10-17	Vucevic/42	Vucevic/9	Hield/19	0
28	2/14	@ PHO	L1	90-109	10-18	Ross/23	Bamba/11	Booker/27	1,732
29	2/17	NY	W1	107-89	11-18	Ross/30	Vucevic/16	Randle/25	4,249
30	2/19	GS	W2	124-120	12-18	Vucevic/30	Vucevic/16	Curry/29	4,287
31	2/21	DET	W3	105-96	13-18	Vucevic/37	Vucevic/12	Grant/24	4,002
32	2/23	DET	L1	93-105	13-19	Vucevic/20	Vucevic/9	Lee/21	3,631
33	2/25	@ BRK	L2	92-129	13-20	Vucevic/28	Vucevic/12	Irving/27	327
34	2/27	UTA	L3	109-124	13-21	Vucevic/34	Mitchell/31	Mitchell/31	4,242
35	3/1	DAL	L4	124-130	13-22	Vucevic/29	Vucevic/15	Doncic/33	3,766
36	3/3	ATL	L5	112-115	13-23	Vucevic/29	Vucevic/9	Young/32	3,969
37	3/11	@ MIA	L6	103-111	13-24	Vucevic/24	Vucevic/17	Butler/27	0
38	3/12	@ SAN	L7	77-104	13-25	Vucevic/26	Vucevic/9	Gay/19	3,241
39	3/14	MIA	L8	97-102	13-26	Vucevic/38	Vucevic/10	Butler/29	3,264
40	3/18	@ NY	L9	93-94	13-27	Fournier/23	Vucevic/16	Burks/21	1,531
41	3/19	BRK	W1	121-113	14-27	Gordon/38	Vucevic/14	Irving/43	3,665
42	3/21	@ BOS	L1	96-112	14-28	Vucevic/22	Vucevic/13	Brown/34	0
43	3/23	DEN	L2	99-110	14-29	Fournier/31	Aminu/10	Jokic/28	3,485
44	3/24	PHO	W1	112-111	15-29	Vucevic/27	Vucevic/14	Booker/25	3,891
45	3/26	POR	L1	105-112	15-30	Okeke/22	Birch/15	McCullum/22	3,827
46	3/28	@ LAL	L1	93-96	15-31	Bacon/26	Bacon-Carter Jr./8	Schroder/24	0
47	3/30	@ LAC	W1	103-96	16-31	Okeke/18	Bamba/8	Leonard/28	0
48	4/1	@ NO	W2	115-110	17-31	Carter Jr./21	Carter Jr./12	Alexander-Walker/31	3,700#
49	4/3	@ UTA	L1	91-137	17-32	Carter Jr./19	Carter Jr./12	Mitchell	



Front Row (L-R): Vic Law #23, Khem Birch #24, Wes Iwundu #25, Terrence Ross #31, Markelle Fultz #20, Aaron Gordon #00, Nikola Vucevic #9, Evan Fournier #10, Michael Carter-Williams #7, D.J. Augustin #14, James Ennis III #11, Gary Clark #12, BJ Johnson #13, Melvin Frazier Jr. #35 (not pictured Al-Farouq Aminu #2, Mo Bamba #5, Jonathan Isaac #1).

Back Row (L-R): Chief Communications Officer Joel Glass, Director of Team Security Larry Thompson, Equipment Manager Jacob Diamond, Associate Coach/Player Development Rick Higgins, Assistant Coach Mike Batiste, Assistant Coach Tyrone Corbin, Assistant Coach Steve Hetzel, Assistant Coach Pat Delany, Head Coach Steve Clifford, President of Basketball Operations Jeff Weltman, General Manager John Hammond, Director of Player Development and Basketball Operations Becky Bonner, High Performance Director David Tenney, Director of Rehabilitation Lindsay Winninger, Head Athletic Trainer Ernest Eugene, Head Strength & Conditioning Coach Nathan Spencer, Physical Therapist Sameer Mehta, Applied Sports Scientist Bryce Murphy, Athletic Trainer/Manual Therapist Aki Tajima, Massage Therapist Alacia Constantine (not pictured Assistant Coach Bruce Kreuzer, Associate Coach/Player Development Lionel Chalmers).

2019/2020 Regular Season Statistics (33-40)

PLAYER	G	GS	MIN	-FIELD GOALS-			-3-POINT FG-			-FREE THROWS-			-REBOUNDS-				AST	PF	DQ	STL	TO	BLK	PTS	AVG
				FG	FGA	PCT	FG	FGA	PCT	FT	FTA	PCT	OFF	DEF	TOT									
Vucevic	62	62	1998	493	1033	.477	98	289	.339	131	167	.784	140	533	673	222	135	1	54	88	47	1215	19.6	
Fournier	66	66	2076	434	929	.467	173	434	.399	180	220	.818	18	153	171	209	161	1	71	125	15	1221	18.5	
Ross	69	0	1889	341	846	.403	177	504	.351	157	184	.853	13	209	222	82	109	0	77	70	24	1016	14.7	
Gordon	62	62	2017	335	767	.437	73	237	.308	151	224	.674	107	368	475	228	125	1	51	100	39	894	14.4	
Fultz	72	60	1996	359	772	.465	36	135	.267	116	159	.730	41	197	238	369	142	0	90	147	11	870	12.1	
Isaac	34	32	980	156	332	.470	32	94	.340	60	77	.779	58	173	231	48	83	0	53	49	78	404	11.9	
Augustin	57	13	1420	184	461	.399	70	201	.348	161	181	.890	22	100	122	262	72	0	34	86	1	599	10.5	
Carter-Williams	45	0	833	111	260	.427	22	75	.293	79	95	.832	46	101	147	109	87	2	49	52	22	323	7.2	
Ennis (TOT)	69	18	1266	160	359	.446	55	169	.325	79	98	.806	71	174	245	63	137	0	35	58	22	454	6.6	
Ennis (ORL)	20	18	489	60	133	.451	18	63	.286	31	37	.838	23	72	95	22	52	0	12	27	8	169	8.4	
Iwundu	52	21	953	97	233	.416	28	82	.341	78	97	.804	24	107	131	60	80	0	25	26	13	300	5.8	
Bamba	62	0	878	132	286	.462	37	107	.346	31	46	.674	100	202	302	42	116	2	23	42	86	332	5.4	
Birch	48	24	922	73	143	.510	0	1	.000	66	101	.653	91	129	220	50	91	2	20	31	23	212	4.4	
Aminu	18	2	380	25	86	.291	9	36	.250	19	29	.655	24	63	87	21	27	0	18	17	8	78	4.3	
Clark (TOT)	42	5	566	54	133	.406	39	111	.351	9	10	.900	37	73	110	17	46	0	6	10	22	156	3.7	
Clark (ORL)	24	5	355	31	74	.419	21	60	.350	3	3	1.000	26	44	70	5	25	0	4	8	15	86	3.6	
Johnson	10	0	83	9	32	.281	3	9	.333	9	10	.900	3	12	15	3	3	0	3	6	0	30	3.0	
Frazier	19	0	126	15	34	.441	8	16	.500	2	4	.500	2	8	10	3	11	0	9	5	2	40	2.1	
Law	8	0	62	6	18	.333	1	7	.143	2	6	.333	2	9	11	3	6	0	2	2	0	15	1.9	
Magette	8	0	38	5	15	.333	1	4	.250	1	2	.500	1	5	6	5	4	0	3	5	1	12	1.5	
Jefferson	18	0	74	5	14	.357	0	0	---	5	14	.357	10	13	23	4	7	0	1	3	3	15	0.8	
MAGIC	73	-	17570	2871	6468	.444	807	2354	.343	1282	1656	.774	751	2498	3249	1747	1336	9	599	937	396	7831	107.3	
OPPONENTS	73	-	17570	2949	6343	.465	893	2453	.364	1114	1445	.771	660	2616	3276	1804	1420	3	511	1065	338	7905	108.3	

GAME #	DATE	OPP	STREAK	RESULT	TOTAL	MAGIC HI SCORER	MAGIC HI REBOUNDER	OPP HI SCORER	ATTENDANCE
1	10/23	CLE	W1	94-85	1-0	Vucevic/21	Vucevic/9	Sexton-Thompson/21	18,846*
2	10/26	@ ATL	L1	99-103	1-1	Fournier/23	Vucevic/10	Young/39	17,078
3	10/28	@ TOR	L2	95-104	1-2	Isaac/24	Vucevic/12	Lowry/26	19,800
4	10/30	NY	W1	95-83	2-2	Vucevic/21	Vucevic/13	Randle/16	17,456
5	11/1	MIL	L1	91-123	2-3	Fournier/19	Vucevic/7	Antetokounmpo/29	15,105
6	11/2	DEN	L2	87-91	2-4	Vucevic/24	Aminu/10	Murray/22	17,025
7	11/5	@ OKC	L3	94-102	2-5	Gordon/15	Vucevic/12	Gilgeous-Alexander/24	18,203
8	11/6	@ DAL	L4	106-107	2-6	Gordon/23	Doncic/17	Doncic/17	19,487
9	11/8	MEM	W1	118-86	3-6	Vucevic/23	Vucevic/16	Valanciunas/15	17,021
10	11/10	IND	L1	102-109	3-7	Fournier/22	Vucevic/17	Sabonis/21	17,118
11	11/13	PHI	W1	112-97	4-7	Vucevic/25	Gordon/13	Richardson/19	15,113
12	11/15	SAN	W2	111-109	5-7	Fournier/26	Aminu-Vucevic/13	DeRozan/21	16,296
13	11/17	WAS	W3	125-121	6-7	Vucevic/30	Vucevic/17	Beal/34	16,344
14	11/20	@ TOR	L1	97-113	6-8	Fournier/21	Isaac/13	VanVleet/24	19,800
15	11/23	@ IND	L2	106-111	6-9	Fournier/26	Isaac/9	Sabonis/25	16,446
16	11/25	@ DET	L3	88-103	6-10	Ross/19	Bamba/12	Kennard/20	14,695
17	11/27	@ CLE	W1	116-104	7-10	Fournier/30	Isaac/7	Sexton/20	17,712
18	11/29	TOR	L1	83-90	7-11	Fournier/19	Birch/12	Powell/33	17,014
19	12/1	GS	W1	100-96	8-11	Fournier/32	Isaac/11	Robinson/19	15,052
20	12/3	@ WAS	W2	127-120	9-11	Fournier/31	Gordon/11	Beal/42	13,159
21	12/4	PHO	W3	128-114	10-11	Gordon/32	Bamba/11	Kaminsky/23	15,176
22	12/6	@ CLE	W4	93-87	11-11	Ross/21	Carter-Williams/7	Sexton/19	18,446
23	12/9	@ MIL	L1	101-110	11-12	Fournier/26	Gordon/13	Antetokounmpo/32	17,385
24	12/11	LAL	L2	87-96	11-13	Isaac/19	Gordon/14	James/25	18,846*
25	12/13	HOU	L3	107-130	11-14	Fournier/27	Bamba-Gordon/6	Harden/54	16,335
26	12/15	@ NO	W1	130-119	12-14	Isaac/21	Holiday/29	Holiday/29	15,388
27	12/17	@ UTA	L1	102-109	12-15	Augustin/22	Vucevic/11	Bogdanovic/30	18,306
28	12/18	@ DEN	L2	104-113	12-16	Vucevic/20	Gordon-Vucevic/7	Murray/33	18,182
29	12/20	@ POR	L3	103-118	12-17	Vucevic-23	Vucevic-12	Lillard/36	19,393
30	12/23	CHI	W1	103-95	13-17	Ross/26	Gordon/11	LaVine/26	18,846*
31	12/27	PHI	W2	98-97	14-17	Fournier/20	Vucevic/12	Embiid-Harris/24	17,311
32	12/28	@ MIL	L1	100-111	14-18	Fournier/23	Isaac/9	Middleton/21	17,920
33	12/30	ATL	L2	93-101	14-19	Vucevic/27	Isaac/9	Goodwin/21	17,784
34	1/1	@ WAS	W1	122-101	15-19	Augustin/25	Vucevic/12	Beal/27	14,921
35	1/3	MIA	W2	105-85	16-19	Ross/25	Bamba-Vucevic/11	Butler/23	17,198
36	1/4	UTA	L1	96-109	16-20	Ross/24	Vucevic/13	Mitchell/32	16,913
37	1/6	BRK	W1	101-89	17-20	Fultz/25	Vucevic/24	Dinwiddie-Harris/16	15,008
38	1/8	WAS	W2	123-89	18-20	Vucevic/29	Birch-Vucevic/9	Brown-Schofield/18	16,013
39	1/10	@ SAC	L1	94-98	18-21	Fournier/28	Vucevic/13	Booker/24	16,562
40	1/13	@ PHO	W1	114-112	19-21	Vucevic/26	Vucevic/15	Bjelic/34	16,299
41	1/15	@ LAL	W2	115-113	20-21	Fultz-Gordon/21	Bamba-Fultz/11	Cook/22	18,997
42	1/16	@ LAC	L1	95-122	20-22	Vucevic/22	Vucevic/22	Leonard/32	19,068
43	1/18	@ GS	L2	95-109	20-23	Fultz/23	Vucevic/13	Russell/26	18,064
44	1/20	@ CHA	W1	106-83	21-23	Fournier/26	Vucevic/10	Monk/20	16,133
45	1/22	OKC	L1	114-120	21-24	Ross/26	Vucevic/11	Schroder/31	18,846*
46	1/24	BOS	L2	98-109	21-25	Fournier/30	Vucevic/12	Walker/37	18,846*
47	1/26	LAC	L3	97-112	21-26	Carter-Williams/15	Gordon/10	Leonard/31	15,427
48	1/27	@ MIA	L4	92-113	21-27	Gordon-Vucevic/13	Vucevic/12	Robinson/21	19,600
49	2/1	MIA	L5	89-102	21-28	Gordon/24	Vucevic/9	Butler/24	18,846*
50	2/3	@ CHA	W1	112-100	22-28	Vucevic/22	Gordon/12	Rozier/18	12,337
51	2/5	@ BOS	L1	100-116	22-29	Fournier/26	Gordon-Vucevic/10	Tatum/33	19,156
52	2/6	@ NY	L2	103-105	22-30	Vucevic/25	Vucevic/8	Randle/22	18,895
53	2/8	MIL	L3	95-111	22-31	Vucevic/21	Vucevic/14	B. Lopez/23	16,632
54	2/10	ATL	W1	135-126	23-31	Gordon/26	Gordon-Vucevic/9	Young/29	17,076
55	2/12	DET	W2	116-112	24-31	Gordon/25	Vucevic/11	Wood/26	16,607*
56	2/21	DAL	L1	106-122	24-32	Fournier/28	Gordon-Vucevic/12	Doncic/33	18,846*
57	2/24	@ BRK	W1	115-113	25-32	Gordon/27	Gordon-Vucevic/10	Dinwiddie/24	16,162
58	2/26	@ ATL	W2	130-120	26-32	Fournier/28	Vucevic/12	Young/37	14,967
59	2/28	MIN	W3	136-125	27-32	Ross/33	Gordon/11	Russell/28	18,846*
60	2/29	@ SAN	L1	113-114	27-33	Fournier/23	Vucevic/9	Lyles/20	18,354
61	3/2	POR	L2	107-130	27-34	Vucevic/30	Vucevic/11	McCollum/41	18,078
62	3/4	@ MIA	L3	113-116	27-35	Ross/35	Vucevic/16	Robinson/27	19,600
63	3/6	@ MIN	W1	132-118	28-35	Vucevic/28	Vucevic/13	Beasley/29	14,315
64	3/8	@ HOU	W2	126-106	29-35	Augustin/24	Vucevic/16	Westbrook/25	18,055
65	3/10	@ MEM	W3	120-115	30-35	Ross/24	Vucevic/11	Valanciunas/27	15,388
66	7/31	@ BRK	W4	128-118	31-35	Fournier/24	Gordon/11	Luwau-Cabarrot/24	0*
67	8/2	SAC	W5	132-116	32-35	Ross/25	Vucevic/12	Giles/23	0*
68	8/4	@ IND	L1	109-120	32-36	Vucevic/24	Vucevic/12	Warren/32	0*
69	8/5	TOR	L2	99-109					



Front Row (L-R): Khem Birch #24, Troy Caupain #3, Jerian Grant #22, Terrence Ross #31, Evan Fournier #10, Jonathan Isaac #1, Aaron Gordon #00, Nikola Vucevic #9, D.J. Augustin #14, Wes Iwundu #25, Isaiah Briscoe #13, Melvin Frazier Jr. #35, Mo Bamba #5, Timofey Mozgov #21, Amile Jefferson #11 (not pictured Michael Carter-Williams #7, Markelle Fultz #20, Jarell Martin #2).

Back Row (L-R): Assistant Coach Bruce Kreuzer, Assistant Coach Pat Delany, Assistant Coach Tyrone Corbin, Assistant Coach Mike Batiste, Head Coach Steve Clifford, CEO Alex Martins, President of Basketball Operations Jeff Weltman, General Manager John Hammond, Assistant Coach Steve Hettel, Associate Coach/Player Development Rick Higgins.

2018/2019 Regular Season Statistics (42-40)

PLAYER	G	GS	MIN	-FIELD GOALS-			-3-POINT FG-			-FREE THROWS-			-REBOUNDS-			AST	PF	DQ	STL	TO	BLK	PTS	AVG
				FG	FGA	PCT	FG	FGA	PCT	FT	FTA	PCT	OFF	DEF	TOT								
Vucevic	80	80	2510	701	1354	.518	84	231	.364	179	227	.789	224	736	960	307	157	1	81	159	89	1665	20.8
Gordon	78	78	2633	470	1046	.449	121	347	.349	185	253	.731	129	445	574	289	172	2	57	162	56	1246	16.0
Fournier	81	81	2553	468	1069	.438	153	450	.340	137	170	.806	38	220	258	295	225	2	71	154	12	1226	15.1
Ross	81	0	2150	440	1027	.428	217	566	.383	126	144	.875	27	253	280	135	119	0	72	90	29	1223	15.1
Augustin	81	81	2269	318	677	.470	131	311	.421	181	209	.866	41	162	203	426	115	0	52	128	4	948	11.7
Isaac	75	64	1996	262	611	.429	86	266	.323	110	135	.815	99	312	411	80	143	0	59	75	98	720	9.6
Fultz(TOT)	19	15	427	65	155	.419	4	14	.286	21	37	.568	26	44	70	59	52	0	17	25	5	155	8.2
Simmons	41	9	845	104	286	.364	19	83	.229	56	72	.778	23	77	100	95	68	0	18	56	14	283	6.9
Bamba	47	1	766	117	243	.481	21	70	.300	37	63	.587	64	169	233	39	102	0	13	43	64	292	6.2
Iwundu	68	13	1233	113	274	.412	29	79	.367	84	103	.816	37	147	184	73	123	0	28	44	22	339	5.0
Birch	50	1	643	91	151	.603	0	1	.000	58	83	.699	79	111	190	38	72	0	18	20	29	240	4.8
Carter-Williams (TOT)	28	1	372	46	123	.374	10	38	.263	32	53	.604	19	51	70	70	48	0	20	20	15	134	4.8
Carter-Williams (ORL)	12	0	227	21	62	.339	3	19	.158	20	27	.741	16	41	57	49	21	0	11	10	9	65	5.4
Grant	60	1	939	92	220	.418	40	110	.364	26	40	.650	19	79	98	156	78	0	44	51	6	250	4.2
Briscoe	39	0	559	55	138	.399	11	34	.324	15	26	.577	5	69	74	87	66	0	11	31	2	136	3.5
Martin	42	1	328	43	104	.413	20	57	.351	9	11	.818	11	62	73	18	51	1	3	11	8	115	2.7
Caupain	4	0	16	4	8	.500	2	3	.667	0	0	---	1	2	3	4	0	0	1	0	0	10	2.5
Jefferson	12	0	68	10	16	.625	0	0	---	7	8	.875	6	15	21	3	8	0	3	1	3	27	2.3
Frazier	10	0	44	7	21	.333	0	6	.000	1	4	.250	3	2	5	1	6	0	1	1	0	15	1.5
MAGIC	82	-	19780	3316	7307	.454	937	2633	.356	1231	1575	.782	822	2902	3724	2095	1526	6	543	1082	445	8800	107.3
OPPONENTS	82	-	19780	3274	7185	.456	858	2475	.347	1336	1717	.778	739	2922	3661	1892	1537	6	575	1064	362	8742	106.6

GAME #	DATE	OPP	STREAK	RESULT	TOTAL	MAGIC HI SCORER	MAGIC HI REBOUNDER	OPP HI SCORER	ATTENDANCE
1	10/17	MIA	W1	104-101	1-0	Gordon/26	Gordon/16	Dragic/26	19,191*
13	10/20	@ PHI	L2	115-116	1-2	Fournier/31	Vucevic/13	Embiid/32	20,300
4	10/22	@ BOS	W1	93-90	2-2	Vucevic/24	Isaac-Vucevic/POR	Irving/22	18,624
5	10/25	POR	L1	114-128	2-3	Vucevic/24	Vucevic/11	Lillard/41	15,114
6	10/27	@ MIL	L2	91-113	2-4	Vucevic/16	Vucevic/9	Antetokounmpo/21	17,341
7	10/30	SAC	L3	99-107	2-5	Gordon/18	Vucevic/15	Hield/25	15,074
8	11/2	LAC	L4	95-120	2-6	Vucevic/22	Vucevic/11	Williams/25	15,953
9	11/4	@ SAN	W1	117-110	3-6	Gordon/26	Bamba/11	DeRozan/28	18,354
10	11/5	CLE	W2	102-100	4-6	Gordon/23	Vucevic/10	Hill/22	15,009
11	11/7	DET	L1	96-103	4-7	Fournier/27	Gordon/10	Drummond/23	16,103
12	11/9	WAS	W1	117-108	5-7	Vucevic/21	Vucevic/14	Beal/27	16,562
13	11/11	@ NY	W2	115-89	6-7	Ross/22	Vucevic/14	Knob/17	19,812
14	11/12	@ WAS	L1	109-117	6-8	Ross/21	Vucevic/11	Wall/25	15,346
15	11/14	PHI	W1	111-106	7-8	Vucevic/30	Vucevic/8	Redick/22	15,921
16	11/17	LAL	W2	130-117	8-8	Vucevic/36	Vucevic/13	James/22	19,249*
17	11/18	NY	W3	131-117	9-8	Gordon/31	Vucevic/10	Hardaway/32	15,898
18	11/20	TOR	L1	91-93	9-9	Fournier/27	Vucevic/18	Leonard/18	16,016
19	11/23	@ DEN	L2	87-112	9-10	Ross/18	Gordon/9	Lyles/22	19,520
20	11/25	@ LAL	W1	108-104	10-10	Vucevic/31	Vucevic/15	James/24	18,997
21	11/26	@ GS	L1	110-116	10-11	Vucevic/30	Vucevic/12	Durant/49	19,596
22	11/28	@ POR	L2	112-115	10-12	Vucevic/20	Vucevic/8	Lillard/41	18,865
23	11/30	@ PHO	W1	99-85	11-12	Vucevic/25	Vucevic/15	Ayton/19	13,228
24	12/4	@ MIA	W2	105-90	12-12	Gordon/20	Gordon/13	Winslow/14	19,600
25	12/5	DEN	L1	118-124	12-13	Fournier/26	Vucevic/15	Murray/31	16,636#
26	12/7	IND	L2	90-112	12-14	Vucevic/22	Gordon/14	Bogdanovic/26	17,214
27	12/10	@ DAL	L3	76-101	12-15	Simmons/18	Vucevic/16	Barnes/19	19,334
28	12/13	CHI (Mexico)	W1	97-91	13-15	Vucevic/26	Vucevic/10	LaVine/23	20,201
29	12/15	UTA (Mexico)	W2	96-89	14-15	Fournier/24	Vucevic/19	Mitchell/24	20,011
30	12/19	SAN	L1	90-129	14-16	Augustin/17	Gordon/9	Aldridge/20	17,138
31	12/21	@ CHI	L2	80-90	14-17	Fournier/24	Vucevic/19	Markkanen/32	20,436
32	12/23	MIA	L3	91-115	14-18	Fournier/17	Isaac-Vucevic/7	T. Johnson/25	18,846*
33	12/26	PHO	L4	120-122	14-19	Augustin/27	Vucevic/13	Booker/35	16,755#
34	12/28	TOR	W1	116-87	15-19	Vucevic/30	Vucevic/19	Leonard/21	18,846*
35	12/30	DET	W2	109-107	16-19	Augustin/26	Vucevic/11	Kennard/16	17,761
36	12/31	@ CHA	L1	100-125	16-20	Gordon/14	Bamba/12	Walker/24	14,694
37	1/2	@ CHI	W1	112-84	17-20	Vucevic/22	LaVine/16	LaVine/16	19,013
38	1/4	@ MIN	L1	103-120	17-21	Vucevic/22	Vucevic/7	Towns/29	14,355
39	1/6	@ LAC	L2	96-106	17-22	Gordon/17	Vucevic/24	Harris/28	16,616
40	1/7	@ SAC	L3	95-111	17-23	Ross/20	Vucevic/13	Fox/20	15,724
41	1/9	@ UTA	L4	93-106	17-24	Augustin/23	Gordon/10	Mitchell/33	18,306
42	1/12	BOS	W1	105-103	18-24	Gordon/28	Vucevic/13	Irving/25	18,846*
43	1/13	HOU	W2	116-109	19-24	Gordon-Vucevic/22	Vucevic/9	Harden/38	16,982
44	1/16	@ DET	L1	115-120	19-25	Ross-Vucevic/24	Vucevic/13	Griffin/30	14,019#
45	1/18	BRK	L2	115-117	19-26	Gordon/23	Vucevic/17	Russell/40	17,840
46	1/19	MIL	L3	108-118	19-27	Vucevic/27	Three players/6	Bledsoe/30	18,846*
47	1/21	@ ATL	W1	122-103	20-27	Fournier-Vucevic/29	Vucevic/14	Demdon/24	16,611
48	1/23	@ BRK	L1	110-114	20-28	Vucevic/21	Vucevic/14	Dirwiddie/29	13,185
49	1/25	WAS	L2	91-95	20-29	Vucevic/28	Gordon/11	Beal/27	17,216
50	1/27	@ HOU	L3	98-103	20-30	Gordon/23	Vucevic/17	Harden/40	18,055
51	1/29	OKC	L4	117-126	20-31	Vucevic/27	Vucevic/11	George/37	16,341
52	1/31	IND	W1	107-100	21-31	Ross/30	Isaac/13	Turner/27	16,625
53	2/2	BRK	W2	102-89	22-31	Vucevic/24	Isaac-Vucevic/12	Russell/23	17,385
54	2/5	@ OKC	L1	122-132	22-32	Ross/26	Vucevic/9	George/39	18,203
55	2/7	MIN	W1	122-112	23-32	Ross/32	Vucevic/10	Towns/27	17,184
56	2/9	@ MIL	W2	103-83	24-32	Isaac/17	Vucevic/17	Bledsoe/19	17,812
57	2/10	@ ATL	W3	124-108	25-32	Vucevic/19	Vucevic/12	Len/16	13,370
58	2/12	@ NO	W4	118-88	26-32	Vucevic/25	Vucevic/17	Moore/19	15,733
59	2/14	CHA	W5	127-89	27-32	Ross/21	Gordon-Vucevic/11	Monk/15	18,846*
60	2/22	CHI	L1	109-110	27-33	Fournier/22	Vucevic/13	Markkanen/25	18,846*
61	2/24	@ TOR	W1	113-98	28-33	Ross/28	Vucevic/12	Lowry/19	19,800
62	2/26	@ NY	L1	103-108	28-34	Gordon-Vucevic/26	Vucevic/11	Mudry/19	17,833
63	2/28	GS	W1	103-96	29-34	Gordon/22	Gordon/15	Curry/33	18,846*
64	3/2	@ IND	W2	117-112	30-34	Vucevic/27	Three players/8	Bogdanovic/25	17,923
65	3/3	CLE	L1	93-107	30-35	Vucevic/28	Vucevic/13	Clarkson/18	19,432
66	3/5	@ PHI	L2	106-114	30-36	Fournier/25	Vucevic/12	Redick/26	20,379*
67	3/8	DAL	W1	111-106	31-36	Ross/22	Vucevic/12	Doncic/24	19,196*
68	3/10	@ MEM	L1	97-105	31-37	Vucevic/26	Vucevic/10	Conley/26	16,627
69	3/13	@ WAS	L2	90-100	31-38	Vucevic/20	Vucevic/14	Beal/23	15,107
70	3/14	CLE	W1	120-91	32-38	Gordon/21	Birch-Vucevic/11	Sexton/23	18,091
71	3/17	ATL	W2	101-91	33-38	Vucevic/20	Vucevic/20	Young/20	18,045
72	3/20	NO	W3	119-96	34-38	Fournier/22	Vucevic/17	S. Johnson/18	17,005
73	3/22	MEM	W4	123-119	35-38	Ross/31	Fournier/8	Dorsey/29	18,025#
74	3/25	PHI	W5	119-98	36-38	Vucevic/28	Vucevic/11	Embiid/20	16,848
75	3/26	@ MIA	W6	104-					



Front Row (L-R): Khem Birch #24, Wes Iwundu #25, Jonathan Isaac #1, Shelvin Mack #7, D.J. Augustin #14, Aaron Gordon #00, Bismack Biyombo #11, Nikola Vucevic #9, Evan Fournier #10, Jonathon Simmons #17, Mario Hezonja #8, Terrence Ross #31, Arron Afflalo #4, Marreese Speights #5.

Back Row (L-R): Head of Video/Player Development Quinton Crawford, Video Coordinator/Player Development Dru Anthop, Video Coordinator/Player Development Cory Vojraska, Assistant Coach Matt Hill, Assistant Coach Jay Hernandez, Assistant Coach Corliss Williamson, Assistant Coach Chad Forcier, Head Coach Frank Vogel, CEO Alex Martins, President of Basketball Operations Jeff Weltman, General Manager John Hammond, Director of Player Development and Quality Control Becky Bonner, High Performance Director David Tenney, Head Athletic Trainer Keon Weise, Director of Rehabilitation/Assistant Athletic Trainer Ron Weathers, Head Strength and Conditioning Coach Bill Burgos, Director of Team Operations Rodney Powell.

2017/2018 Regular Season Statistics (25-57)

PLAYER	G	GS	-FIELD GOALS-			-3-POINT FG-			-FREE THROWS-			-REBOUNDS-			AST	PF	DQ	STL	TO	BLK	PTS	AVG	
			FG	FGA	PCT	FG	FGA	PCT	FT	FTA	PCT	OFF	DEF	TOT									
Fournier	57	57	1837	368	802	.459	127	335	.379	150	173	.867	23	157	180	165	138	0	47	95	16	1013	17.8
Gordon	58	57	1909	375	865	.434	115	342	.336	157	225	.698	87	370	457	136	111	1	59	107	45	1022	17.6
Vucevic	57	57	1683	399	840	.475	64	204	.314	77	94	.819	101	422	523	191	144	0	56	109	62	939	16.5
Simmons	69	50	2029	354	761	.465	69	204	.338	185	241	.768	61	178	239	171	175	1	58	146	16	962	13.9
Payton	44	44	1257	238	458	.520	25	67	.373	72	114	.632	47	127	174	275	97	0	64	114	16	573	13.0
Augustin	75	36	1760	244	540	.452	114	272	.419	164	189	.868	30	130	160	287	94	0	54	123	0	766	10.2
Hezonja	75	30	1657	273	617	.442	90	267	.337	86	105	.819	41	240	281	106	134	0	81	86	31	722	9.6
Ross	24	20	600	76	191	.398	30	93	.323	27	36	.750	10	63	73	38	45	0	27	29	11	209	8.7
Speights	52	3	675	138	349	.395	86	233	.369	40	55	.727	21	112	133	40	106	0	8	40	22	402	7.7
Mack	69	3	1365	178	414	.430	48	139	.345	69	97	.711	23	143	166	272	91	0	54	89	8	473	6.9
Purvis	16	2	290	35	107	.327	13	52	.250	13	15	.867	1	26	27	17	26	0	3	10	3	96	6.0
Biyombo	82	25	1495	183	352	.520	0	1	.000	102	157	.650	144	324	468	66	158	1	21	84	95	468	5.7
Isaac	27	10	535	55	145	.379	16	46	.348	19	25	.760	16	83	99	18	48	0	33	27	30	145	5.4
Artis	15	1	279	31	79	.392	8	29	.276	7	12	.583	4	34	38	18	11	0	2	8	3	77	5.1
Birch	42	0	578	68	126	.540	0	0	---	42	61	.689	70	110	180	34	56	0	15	21	21	178	4.2
Payne	5	0	43	7	10	.700	2	3	.667	5	6	.833	2	7	9	0	6	0	2	2	0	21	4.2
Iwundu	62	12	1020	93	218	.427	9	46	.196	34	47	.723	36	101	137	57	81	1	33	30	12	229	3.7
Afflalo	53	3	682	65	162	.401	27	70	.386	22	26	.846	4	62	66	30	56	0	4	21	9	179	3.4
Vaughn (TOT)	28	0	212	23	56	.411	14	37	.378	4	6	.667	3	18	21	13	15	0	5	6	3	64	2.3
Vaughn (ORL)	5	0	35	2	6	.333	1	2	.500	0	0	---	1	3	4	0	2	0	1	2	0	5	1.0
MAGIC	82	-	19730	3182	7042	.452	844	2405	.351	1271	1678	.757	722	2692	3414	1921	1579	4	622	1192	400	8479	103.4
OPPONENTS	82	-	19730	3355	7176	.468	819	2260	.362	1345	1741	.773	868	2892	3760	1998	1556	2	639	1166	402	8874	108.2

GAME #	DATE	OPP	STREAK	RESULT	TOTAL	MAGIC HI SCORER	MAGIC HI REBOUNDER	OPP HI SCORER	ATTENDANCE
1	10/18	MIA	W1	116-109	1-0	Fournier/23	Vucevic/12	Whiteside/26	18,846*
2	10/20	@ BRK	L1	121-126	1-1	Vucevic/41	Vucevic/12	Three players/17	16,144
3	10/21	@ CLE	W1	114-93	2-1	Vucevic/23	Vucevic/7	James/22	20,562
4	10/24	BRK	W2	125-121	3-1	Gordon/41	Gordon/14	Russell/29	16,015
5	10/27	SAN	W3	114-87	4-1	Fournier/25	Biyombo/8	Aldridge/24	17,337
6	10/29	@ CHA	L1	113-120	4-2	Simmons/27	Vucevic/10	Walker/34	15,531
7	10/30	@ MEM	W1	115-99	5-2	Simmons-Vucevic/20	Vucevic/8	Davis/39	14,004
8	11/1	@ NO	W2	101-99	6-2	Fournier/22	Fournier/8	Evans/32	15,434
9	11/3	CHI	L1	83-105	6-3	Fournier/21	Gordon/7	Holiday/19	19,171*
10	11/5	BOS	L2	88-104	6-4	Gordon/18	Gordon/12	Brown/18	17,731
11	11/8	NY	W1	112-99	7-4	Vucevic/24	Payton/6	Hardaway/26	18,803
12	11/10	@ PHO	W2	128-112	8-4	Gordon/22	Gordon-Vucevic/7	Len/21	16,507
13	11/11	@ DEN	L1	107-125	8-5	Speights/19	Afflalo/8	Murray/32	16,888
14	11/13	@ GS	L2	100-110	8-6	Vucevic/20	Gordon/10	Durant/21	19,596
15	11/15	@ POR	L3	94-99	8-7	Fournier/22	Vucevic/10	Lillard/26	19,206
16	11/18	UTA	L4	85-125	8-8	Gordon/18	Gordon/9	Hood/31	19,157*
17	11/20	IND	L5	97-105	8-9	Vucevic/25	Vucevic/13	Oladipo/29	17,239
18	11/22	@ MIN	L6	118-124	8-10	Gordon/26	Vucevic/14	Butler/26	16,402
19	11/24	@ BOS	L7	103-118	8-11	Simmons/14	Vucevic/11	Irving/30	18,624
20	11/25	@ PHI	L8	111-130	8-12	Payton/22	Vucevic/14	Redick/29	20,585
21	11/27	@ IND	L9	109-121	8-13	Simmons/21	Vucevic/12	Oladipo/26	12,501
22	11/29	OKC	W1	121-108	9-13	Gordon/40	Gordon/15	Westbrook/37	17,797
23	12/1	GS	L1	112-133	9-14	Gordon/29	Biyombo-Gordon/7	Thompson/27	18,846*
24	12/3	@ NY	W1	105-100	10-14	Vucevic/34	Vucevic/12	Beasley/21	19,082
25	12/4	@ CHA	L1	94-104	10-15	Fournier/18	Vucevic/8	Walker/29	14,419
26	12/6	ATL	W1	110-106	11-15	Fournier/27	Vucevic/16	Schroder/26	16,167#
27	12/8	DEN	L1	89-103	11-16	Simmons-Vucevic/21	Vucevic/17	Faried/20	16,024
28	12/9	@ ATL	L2	110-117	11-17	Vucevic/31	Vucevic/13	Ilyasova/26	12,719
29	12/13	LAC	L3	95-106	11-18	Simmons/20	Vucevic/12	Williams/31	16,011
30	12/15	POR	L4	88-95	11-19	Vucevic/26	Vucevic/14	Lillard/21	16,693
31	12/17	@ DET	L5	110-114	11-20	Hezonja/28	Vucevic/14	Bullock/20	16,312
32	12/20	@ CHI	L6	94-112	11-21	Vucevic/18	Vucevic/10	Valentine/16	20,285
33	12/22	NO	L7	97-111	11-22	Simmons/22	Simmons-Vucevic/8	Cousins/26	18,846*
34	12/23	@ WAS	L8	103-130	11-23	Payton/30	Payton-Payne/5	Scott/18	17,218
35	12/26	@ MIA	L9	89-107	11-24	Payton/19	Biyombo/12	Richardson/20	19,600
36	12/28	DET	W1	102-89	12-24	Payton/19	Biyombo/12	Harris/21	18,846*
37	12/30	MIA	L1	111-117	12-25	Gordon/39	Biyombo/10	Johnson/31	18,846*
38	1/1	@ BRK	L2	95-98	12-26	Gordon/20	Biyombo/17	Allen/16	16,164
39	1/3	HOU	L3	98-116	12-27	Gordon/16	Hezonja/9	Green/27	18,588
40	1/6	CLE	L4	127-131	12-28	Gordon/30	Biyombo/11	James/33	18,997*
41	1/9	@ DAL	L5	99-114	12-29	Gordon/19	Speights/10	Nowitzki-Smith/20	19,306
42	1/10	@ MIL	L6	103-110	12-30	Fournier/21	Biyombo/9	Antetokounmpo/26	14,543
43	1/12	@ WAS	L7	119-125	12-31	Payton/27	Biyombo/13	Beal-Wall/30	18,171
44	1/16	MIN	W1	108-102	13-31	Fournier/32	Biyombo/16	Butler/28	18,589
45	1/18	@ CLE	L1	103-104	13-32	Payton/19	Biyombo-Gordon/10	Thomas/21	20,562
46	1/21	@ BOS	W1	103-95	14-32	Payton/22	Gordon/13	Irving/40	18,624
47	1/23	SAC	L1	99-105	14-33	Fournier/22	Gordon/12	Temple/34	18,846*
48	1/27	@ IND	L2	112-114	14-34	Gordon/22	Gordon/11	Oladipo/24	17,923
49	1/30	@ HOU	L3	107-114	14-35	Hezonja-Speights/17	Biyombo-Mack/6	Harden/60	18,055
50	1/31	LAL	W1	127-105	15-35	Speights/21	Payton/7	Clarkson-Randle/20	18,553
51	2/3	WAS	L1	98-115	15-36	Hezonja-Simmons/15	Birch/8	Porter/20	18,846*
52	2/5	@ MIA	W1	111-109	16-36	Hezonja/20	Afflalo/6	Richardson/20	19,600
53	2/6	CLE	W2	116-98	17-36	Simmons/34	Biyombo/8	James/25	18,846*
54	2/8	ATL	W3	100-98	18-36	Fournier/22	Hezonja/10	Prince-Schroder/19	16,215
55	2/10	MIL	L1	104-111	18-37	Hezonja/23	Birch/9	Antetokounmpo/32	18,347
56	2/12	@ CHI	L2	101-105	18-38	Hezonja/24	Birch/8	Markkanen/21	18,611
57	2/14	CHA	L3	102-104	18-39	Hezonja/21	Biyombo/11	Howard/22	18,428
58	2/22	NY	L4	113-120	18-40	Fournier/25	Vucevic/6	Burke/26	18,846*
59	2/24	@ PHI	L5	105-116	18-41	Gordon/20	Vucevic/9	Embiid/28	20,594
60	2/26	@ OKC	L6	105-112	18-42	Fournier-Simmons/19	Gordon-Vucevic/7	George/26	18,203
61	2/28	TOR	L7	104-117	18-43	Fournier-Hezonja/17	Biyombo/11	DeRozan/21	17,328
62	3/2	DET	W1	115-106	19-43	Gordon/27	Gordon/13	Bullock-Ennis/21	17,223#
63	3/3	MEM	W2	107-100	20-43	Fournier-Vucevic/19	Gordon/8	McLemore/20	17,875
64	3/5	@ UTA	L1	80-94	20-44	Vucevic/15	Vucevic/12	Gobert/21	18,306
65	3/7	@ LAL	L2	107-108	20-45	Gordon/28	Gordon/14	Lopez/27	18,997
66	3/9	@ SAC	L3	88-94	20-46	Simmons/25	Biyombo/7	Temple/23	17,583
67	3/10	@ LAC	L4	105-113	20-47	Simmons/24	Vucevic/10	Williams/25	16,561
68	3/13	MIL	L5	72-108	20-48	Simmons-Vucevic/10	Vucevic/10	Aldridge/24	18,418
69	3/14	MIL	W1	126-117	21-48	Simmons/35	Birch-Vucevic/9	Antetokounmpo/38	17,713
70	3/16	BOS	L1	83-92	21-49	Mack/16	Biyombo-Mack/7	Monroe-Rozier/17	18,981*
71	3/20	TOR	L2	86-93	21-50	Mack/17	Vucevic/9	Lowry/25	16,228
72	3/22	PHI	L3	98-118	21-51	Purvis/19	Ilyasova/18	Ilyasova/18	17,881
73	3/24	PHO	W1	105-99	22-51	Gordon/29	Gordon-Vucevic/11	Jackson/18	17,393
74	3/28	BRK	L1	104-111	22-52	Vucevic/24	Vucevic/15	LeVert-Russell/16	16,517
75	3/30	CHI	L2	82-90	22-53	Gordon/18	Vucevic/14	Kilpatrick-Markkanen/13	18,918*
76	4/1	@ ATL	L3	88-94	22-54	Augustin/20	Vucevic/14	Dorsey/19	13,587
77	4/3	@ NY	W1	97-73	23-54	Hezonja/19	Birch-Vucevic/10	Hardaway/1	



Front Row (L-R): Jodie Meeks #20, C.J. Watson #32, Damjan Rudež #3, D.J. Augustin #14, Aaron Gordon #00, Elfrid Payton #4, Bismack Biyombo #11, Nikola Vucevic #9, Evan Fournier #10, Terrence Ross #31, Mario Hezonja #8, Jeff Green #34, Stephen Zimmerman #33, C.J. Wilcox #23.

Back Row (L-R): Special Assistant to the Head Coach Dru Anthrop, Video Analyst Cory Vejraska, Manager of Advanced Scouting Matt Hill, Video Analyst Quinton Crawford, Assistant Coach/Player Development Jay Hernandez, Assistant Coach David Adelman, Assistant Coach Corliss Williamson, Assistant Coach Chad Forcier, Head Coach Frank Vogel, CEO Alex Martins, General Manager Rob Hennigan, Head Athletic Trainer Keon Weise, Assistant Athletic Trainer Steve Outlaw, Associate Athletic Trainer Ron Meza, Head Strength and Conditioning Coach Bill Burgos, Assistant Strength and Conditioning Coach Daniel Erickson, Director of Rehabilitation/Assistant Athletic Trainer Ron Weathers, Equipment Manager/Traveling Secretary Rodney Powell, Assistant Team Security James Carlies, Head of Team Security/Player Development James McGriff.

2016/2017 Regular Season Statistics (29-53)

PLAYER	-FIELD GOALS-			-3-POINT FG-			-FREE THROWS-			-REBOUNDS-													
	G	GS	MIN	FG	FGA	PCT	FG	FGA	PCT	FT	FTA	PCT	OFF	DEF	TOT	AST	PF	DQ	STL	TO	BLK	PTS	AVG
Fournier	68	66	2234	408	930	.439	128	360	.356	223	277	.805	44	165	209	202	180	2	66	141	4	1167	17.2
Ibaka	56	56	1710	343	703	.488	83	214	.388	77	91	.846	100	282	382	60	139	0	34	66	91	846	15.1
Vucevic	75	55	2163	483	1031	.468	23	75	.307	107	160	.669	176	603	779	208	180	0	76	117	74	1096	14.6
Payton	82	58	2412	430	912	.471	40	146	.274	146	211	.692	89	298	387	529	177	1	88	178	40	1046	12.8
Gordon	80	72	2298	393	865	.454	77	267	.288	156	217	.719	116	289	405	150	172	1	65	89	40	1019	12.7
Ross (TOT)	78	24	1955	326	746	.437	142	391	.363	64	77	.831	18	188	206	88	143	1	87	68	33	858	11.0
Ross (ORL)	24	24	748	115	267	.431	46	135	.341	23	27	.852	4	64	68	43	61	1	34	35	13	299	12.5
Green	69	11	1534	220	558	.394	53	193	.275	145	168	.863	39	175	214	81	103	0	37	75	13	638	9.2
Meeks	36	10	738	103	256	.402	56	137	.409	65	74	.878	5	72	77	45	41	0	34	36	4	327	9.1
Augustin	78	20	1538	195	517	.377	95	274	.347	131	161	.814	15	102	117	209	101	0	31	90	1	616	7.9
Biyombo	81	27	1793	179	339	.528	0	0	---	125	234	.534	157	410	567	74	202	0	25	95	91	483	6.0
Hezonja	65	2	960	117	330	.355	43	144	.299	40	50	.800	20	126	146	62	74	0	30	58	15	317	4.9
Watson	62	9	1013	96	248	.387	32	105	.305	57	66	.864	16	73	89	114	84	0	43	47	2	281	4.5
Ant. Brown (TOT)	11	0	159	18	50	.360	7	27	.259	0	0	---	8	25	33	8	15	0	5	6	1	43	3.9
Ant. Brown (ORL)	2	0	16	4	9	.444	1	3	.333	0	0	---	2	5	7	2	2	0	1	0	0	9	4.5
Georges-Hunt (TOT)	5	0	48	2	7	.286	1	2	.500	9	10	.900	1	8	9	3	5	0	1	2	0	14	2.8
Georges-Hunt (ORL)	5	0	48	2	7	.286	1	2	.500	9	10	.900	1	8	9	3	5	0	1	2	0	14	2.8
Rudez	45	0	314	31	88	.352	20	64	.313	0	0	---	5	20	25	20	31	0	12	9	1	82	1.8
Zimmerman	19	0	108	10	31	.323	0	0	---	3	5	.600	11	24	35	4	17	0	2	3	5	23	1.2
Wilcox	22	0	108	8	31	.258	3	15	.200	2	2	1.000	4	8	12	12	8	0	2	6	1	21	1.0
Oniaku	8	0	28	2	4	.500	0	0	---	0	0	---	2	4	6	2	3	0	2	1	4	0.5	
Garino	5	0	43	0	7	.000	0	5	.000	0	0	---	1	6	7	0	4	0	0	3	0	0	0.0
MAGIC	82	-	19805	3139	7133	.440	701	2139	.328	1309	1753	.747	807	2734	3541	1820	1584	5	580	1091	396	8288	101.1
OPPONENTS	82	-	19805	3304	7081	.467	794	2161	.367	1425	1860	.766	799	2934	3733	1936	1532	9	622	1069	419	8827	107.6

GAME #	DATE	OPP	STREAK	RESULT	TOTAL	MAGIC HI SCORER	MAGIC HI REBOUNDER	OPP HI SCORER	ATTENDANCE
1	10/26	MIA	L1	96-108	0-1	Fournier/20	Vucevic/14	Whiteside/18	19,298*
2	10/28	@ DET	L2	82-108	0-2	Gordon/17	Vucevic/14	Harris/18	19,122
3	10/29	@ CLE	L3	99-105	0-3	Fournier/22	Green/10	James/23	20,562
4	11/1	@ PHI	W1	103-101	1-3	Vucevic/24	Vucevic/14	Thompson/22	12,529
5	11/3	SAC	W2	102-94	2-3	Fournier/29	Gordon/10	Cousins/33	17,026
6	11/5	WAS	W3	88-86	3-3	Green/18	Biyombo/12	Morris/18	18,846*
7	11/7	@ CHI	L1	80-112	3-4	Gordon/15	Biyombo-Ibaka/7	Butler/20	21,320
8	11/9	MIN	L2	107-123	3-5	Vucevic/24	Vucevic/14	LaVine/37	17,102
9	11/11	UTA	L3	74-87	3-6	Fournier/21	Three players/8	Hayward/20	18,846*
10	11/13	@ OKC	W1	119-117	4-6	Ibaka/31	Ibaka/9	Westbrook/41	18,203
11	11/14	@ IND	L1	69-88	4-7	Fournier/14	Ibaka/13	Miles/16	14,825
12	11/16	NO	W1	89-82	5-7	Fournier-Ibaka/16	Vucevic/14	Jones/26	16,127
13	11/19	DAL	W2	95-87	6-7	Augustin/18	Vucevic/12	Gibson/26	18,846*
14	11/21	@ MIL	L1	89-93	6-8	Ibaka/21	Vucevic/11	Parker/22	12,306
15	11/23	PHO	L2	87-92	6-9	Fournier/25	Vucevic/14	Len/17	17,069
16	11/25	WAS	L3	91-94	6-10	Ibaka/19	Vucevic/17	Wall/26	17,103
17	11/27	MIL	L4	96-104	6-11	Fournier/27	Vucevic/16	Henson/20	16,521
18	11/29	@ SAN	W1	95-83	7-11	Ibaka/18	Vucevic/10	Leonard/21	18,418
19	12/1	@ MEM	L1	94-95	7-12	Fournier/28	Biyombo/14	Gasol/25	13,344
20	12/2	@ PHI	W1	105-88	8-12	Gordon/20	Biyombo/13	Embiid/25	13,711
21	12/4	@ DET	W2	98-92	9-12	Ibaka/21	Vucevic/8	Morris/21	15,206
22	12/6	@ WAS	W3	124-116	10-12	Payton/25	Biyombo/13	Wall/52	12,116
23	12/7	BOS	L1	87-117	10-13	Augustin/15	Vucevic/10	Bradley/23	17,009
24	12/9	@ CHA	L2	88-109	10-14	Fournier/14	Ibaka/6	Batum-Kidd-Gilchrist/16	15,707
25	12/10	DEN	L3	113-121	10-15	Fournier/24	Biyombo-Gordon/6	Gallinari/21	17,010
26	12/13	@ ATL	W1	131-120	11-15	Ibaka/29	Biyombo/9	Howard/20	13,585
27	12/14	LAC	L1	108-113	11-16	Gordon/33	Biyombo/12	Rivers/25	18,846*
28	12/16	BRK	W1	118-111	12-16	Fournier-Vucevic/21	Ibaka/11	DeRozan/31	17,668
29	12/18	TOR	L1	79-109	12-17	Fournier/15	Biyombo/12	DeRozan/31	17,251
30	12/20	@ MIA	W1	136-130	13-17	Fournier-Vucevic/26	Vucevic/12	Whiteside-T. Johnson/32	19,600##
31	12/22	@ NY	L1	95-106	13-18	Ibaka/23	Ibaka/10	Rose/19	19,812
32	12/23	LAL	W1	109-90	14-18	Payton/25	Ibaka/11	Clarkson/18	18,846*
33	12/26	MEM	W2	112-102	15-18	Gordon/30	Biyombo/10	Conley/17	17,104
34	12/28	CHA	L1	101-120	15-19	Vucevic/21	Ibaka/7	Walker/21	18,273
35	1/1	@ IND	L2	104-117	15-20	Vucevic/18	Vucevic/11	Turner/23	17,530
36	1/2	@ NY	W1	115-103	16-20	Meeks/23	Vucevic/13	Anthony/19	19,812
37	1/4	ATL	L1	92-111	16-21	Gordon-Payton/15	Ibaka/11	Schroder/18	18,846*
38	1/6	HOU	L2	93-100	16-22	Augustin/19	Ibaka-Vucevic/12	Anderson/19	19,272*
39	1/8	@ LAL	L3	95-111	16-23	Fournier-Ibaka/19	Biyombo/11	Randle/19	18,997
40	1/11	@ LAC	L4	96-105	16-24	Gordon/28	Vucevic/12	Redick/22	19,060
41	1/13	@ POR	W1	115-109	17-24	Vucevic/30	Ibaka-Vucevic/10	Lillard/34	19,344
42	1/14	@ ATL	L1	107-114	17-25	Payton/28	Biyombo/9	Hayward/23	19,911
43	1/16	@ DEN	L2	112-125	17-26	Payton/20	Biyombo/9	Jokic/30	11,217
44	1/18	@ NO	L3	98-118	17-27	Gordon-Payton/14	Gordon-Vucevic/8	Davis/21	15,818
45	1/20	MIL	W1	112-96	18-27	Payton/20	Biyombo/13	Parker/25	19,307*
46	1/22	GS	L1	98-118	18-28	Payton/23	Biyombo/13	Curry/27	18,846*
47	1/24	CHI	L2	92-100	18-29	Vucevic/20	Ibaka-Vucevic/8	Waide/21	18,846*
48	1/27	@ BOS	L3	98-128	18-30	Rudez-Vucevic/14	Biyombo-Vucevic/7	Thomas/21	18,624
49	1/29	@ TOR	W1	114-113	19-30	Vucevic/25	Vucevic/10	Lowry/33	19,800
50	1/30	@ MIN	L1	105-111	19-31	Payton/21	Vucevic/11	Wiggins/27	11,124##
51	2/1	IND	L2	88-98	19-32	Ibaka/20	Vucevic/15	Miles/16	16,662
52	2/3	TOR	W1	102-94	20-32	Fournier-Ibaka/20	Ibaka/12	Lowry-Powell/18	17,141
53	2/4	@ ATL	L1	86-113	20-33	Gordon/16	Vucevic/9	Hardaway-Millsap/21	16,691
54	2/7	@ HOU	L2	104-128	20-34	Ibaka/28	Vucevic/19	Harden/25	15,514
55	2/9	PHI	L3	111-112	20-35	Fournier/24	Vucevic/11	Sanic/26	17,829
56	2/11	@ DAL	L4	80-112	20-36	Biyombo/15	Vucevic/11	Matthews/20	20,052
57	2/13	MIA	W1	116-107	21-36	Fournier/24	Vucevic/17	Walters/23	19,600
58	2/15	SAN	L1	79-107	21-37	Vucevic/16	Vucevic/10	Aldridge/23	17,101
59	2/23	POR	L2	103-112	21-38	Vucevic/25	Gordon-Vucevic/9	Lillard/33	17,487
60	2/25	ATL	W1	105-86	22-38	Ross/24	Vucevic/14	Hardaway/15	18,498
61	3/1	NY	L1	90-101	22-39	Fournier/22	Vucevic/10	Porzingis/20	16,005
62	3/3	MIA	W1	110-99	23-39	Vucevic/25	Gordon-Payton/10	J. Johnson/19	17,136
63	3/5	@ WAS	L1	114-115	23-40	Ross/20	Biyombo/15	Beal/32	19,195
64	3/6	NY	L2	105-113	23-41	Fournier/25	Biyombo/14	Lee/20	16,046
65	3/8	CHI	W1	98-91	24-41	Payton/22	Payton/14	Butler/21	16,063
66	3/10	@ CHA	L1	81-121	24-42	Gordon/20	Biyombo/10	Walker/23	17,444
67	3/11	CLE	L2	104-116	24-43	Vucevic/20	Vucevic/15	James/24	18,846*
68	3/13	@ SAC	L3	115-120	24-44	Vucevic/23	Payton/10	Collison-Tolliver/19	17,608
69	3/16	@							



Front Row (L-R): Dewayne Dedmon #3, Shabazz Napier #13, Brandon Jennings #55, Mario Hezonja #23, Elfrid Payton #4, Evan Fournier #10, Victor Oladipo #5, Nikola Vucevic #9, Aaron Gordon #00, Andrew Nicholson #44, Ersan Ilyasova #7, C.J. Watson #32, Devyn Marble #11, Jason Smith #14.

Back Row (L-R): Equipment Manager/Traveling Secretary Rodney Powell, Head of Team Security/Player Development James McGriff, Assistant Coach Conner Henry, Assistant Coach Mario Elie, Assistant Coach Monte Mathis, Assistant Coach Adrian Griffin, Head Coach Scott Skiles, CEO Alex Martins, Assistant Coach/Player Development Laron Profit, Assistant Coach/Player Development Jay Hernandez, Manager of Advanced Scouting Matt Hill, Head Strength and Conditioning Coach Bill Burgos, Head Athletic Trainer Keon Weise, Assistant Athletic Trainer Steve Outlaw, Assistant Strength and Conditioning Coach Daniel Erickson.

2015/2016 Regular Season Statistics (35-47)

PLAYER	G	GS	MIN	-FIELD GOALS-			-3-POINT FG-			-FREE THROWS-			-REBOUNDS-			AST	PF	DQ	STL	TO	BLK	PTS	AVG
				FG	FGA	PCT	2	9	222	FT	FTA	PCT	OFF	DEF	TOT								
Vucevic	65	60	2037	533	1046	.510	2	9	.222	113	150	.753	174	402	576	179	173	2	53	123	70	1181	18.2
Oladipo	72	52	2379	425	970	.438	98	282	.348	205	247	.830	48	297	345	282	174	0	116	153	54	1153	16.0
Fournier	79	71	2566	429	929	.462	156	390	.400	199	238	.836	33	192	225	214	214	4	96	133	2	1213	15.4
Harris	49	49	1610	251	541	.464	47	151	.311	120	153	.784	71	271	342	99	91	0	47	78	28	669	13.7
Payton	73	69	2145	318	730	.436	30	92	.326	112	190	.589	77	184	261	467	159	0	89	177	20	778	10.7
Ilyasova (TOT)	74	56	1880	280	661	.424	96	259	.371	111	154	.721	144	259	403	67	171	2	52	71	33	767	10.4
Ilyasova (ORL)	22	4	447	64	153	.418	18	44	.409	32	45	.711	45	76	121	12	51	2	14	12	6	178	8.1
A. Gordon	78	37	1863	274	579	.473	42	142	.296	129	193	.668	154	353	507	128	153	1	59	66	55	719	9.2
Smith	76	2	1181	244	503	.485	4	16	.250	54	67	.806	53	166	219	62	163	1	33	57	65	546	7.2
Jennings (TOT)	48	7	868	112	304	.368	51	155	.329	57	78	.731	16	80	96	170	57	0	29	57	7	332	6.9
Jennings (ORL)	25	6	452	59	161	.366	27	78	.346	30	40	.750	11	39	50	100	33	0	18	35	5	175	7.0
Nicholson	56	0	823	146	310	.471	41	114	.360	51	65	.785	34	167	201	25	69	0	10	41	22	384	6.9
Hezonja	79	9	1413	181	418	.433	67	192	.349	49	54	.907	28	148	176	109	124	1	39	97	17	478	6.1
Frye	44	29	754	81	186	.435	48	121	.397	19	21	.905	23	118	141	45	71	0	21	30	20	229	5.2
Dedmon	58	20	705	99	177	.559	0	0	---	57	76	.750	67	161	228	13	109	2	22	32	46	255	4.4
Watson	33	2	656	47	137	.343	14	48	.292	34	39	.872	10	56	66	88	49	0	19	25	5	142	4.3
Napier	55	0	600	68	201	.338	34	104	.327	33	45	.733	9	46	55	97	38	0	23	46	1	203	3.7
Marble	28	0	249	21	71	.296	8	32	.250	10	24	.417	6	32	38	12	25	0	13	7	1	60	2.1
Appling	5	0	27	2	8	.250	0	3	.000	2	2	1.000	0	1	1	1	5	0	1	3	0	6	1.2
MAGIC	82	-	19905	3242	7120	.455	636	1818	.350	1249	1649	.757	843	2709	3552	1933	1701	13	673	1155	417	8369	102.1
OPPONENTS	82	-	19905	3150	6850	.460	732	2041	.359	1470	1971	.746	832	2800	3632	1899	1497	8	620	1240	448	8502	103.7

GAME #	DATE	OPP	STREAK	RESULT	TOTAL	MAGIC HI SCORER	MAGIC HI REBOUNDER	OPP HI SCORER	ATTENDANCE
1	10/28	WAS	L1	87-88	0-1	Oladipo/17	Oladipo/11	Beal/24	18,846*
2	10/30	OKC	L2	136-139	0-2	Harris/30	Oladipo/13	Westbrook/48	18,846*##
3	11/1	@ CHI	L3	87-92	0-3	Fournier/19	Vucevic/11	Mirotic-Gasol/16	21,585
4	11/3	@ NO	W1	103-94	1-3	Fournier/30	Harris-Vucevic/13	Gordon/21	16,876
5	11/4	@ HOU	L1	114-119	1-4	Fournier/29	Gordon/8	Harden/28	16,735#
6	11/6	TOR	W1	92-87	2-4	Harris/20	Harris/9	DeRozan/23	16,578
7	11/7	@ PHI	W2	105-97	3-4	Payton/20	Dedmon/9	Canaan/23	15,207
8	11/9	@ IND	L1	84-97	3-5	Fournier/21	Harris/10	George/27	13,104
9	11/11	LAL	W1	101-99	4-5	Napier/22	Harris/11	Hibbert/15	18,846*
10	11/13	UTA	W2	102-93	5-5	Fournier/21	Harris/13	Hayward-Burke/16	16,709
11	11/14	@ WAS	L1	99-108	5-6	Vucevic/19	Vucevic/13	Humphries/23	18,311
12	11/18	MIN	W1	104-101	6-6	Fournier/26	Harris/11	Wiggins/28	16,048#
13	11/21	SAC	L1	91-97	6-7	Harris/24	Vucevic/11	Cousins/29	16,104
14	11/23	@ CLE	L2	103-117	6-8	Nicholson/18	Nicholson/8	Love/34	20,562
15	11/25	NY	L1	100-91	7-8	Oladipo/24	Vucevic/12	Anthony/28	18,846*
16	11/27	MIL	W2	114-90	8-8	Payton/22	Nicholson/7	Antetokounmpo-Bayless/17	16,317
17	11/29	BOS	W3	110-91	9-8	Oladipo/19	Harris/11	Thomas/20	16,209
18	12/1	@ MIN	W4	96-93	10-8	Vucevic/18	Vucevic/12	Wiggins/27	10,694
19	12/3	@ UTA	W5	103-94	11-8	Harris/17	Vucevic/8	Hayward/24	19,247
20	12/5	@ LAC	L1	101-103	11-9	Oladipo/24	Harris-Vucevic/10	Crawford/32	19,146
21	12/8	@ DEN	W1	85-74	12-9	Payton-Vucevic/18	Nicholson/14	Barton/23	13,925
22	12/9	@ PHX	L1	104-107	12-10	Vucevic/17	Vucevic/11	Knight-Bledsoe/21	17,637
23	12/11	CLE	L2	76-111	12-11	Vucevic/14	Nicholson/6	James/25	17,239
24	12/14	@ BRK	W1	105-82	13-11	Vucevic/18	Vucevic/18	Jack/15	12,946
25	12/16	CHA	W2	113-98	14-11	Frye/17	Vucevic/8	Lamb/16	16,019
26	12/18	POR	W3	102-94	15-11	Harris-Vucevic/25	Harris/12	McCollum/27	17,156
27	12/20	ATL	L1	100-103	15-12	Vucevic/20	Vucevic/11	Korver/19	16,982
28	12/21	@ NY	W1	107-99	16-12	Vucevic/26	Vucevic/9	Thomas/24	19,812
29	12/23	HOU	W2	104-101	17-12	Vucevic/21	Harris/8	Harden/31	17,061
30	12/26	MIA	L1	101-108	17-13	Vucevic/22	Vucevic/10	Wade-Bosh/24	18,846*
31	12/28	NO	W1	104-89	18-13	Vucevic/28	Harris/9	Davis/20	17,606
32	12/30	BRK	W2	100-93	19-13	Vucevic/20	Vucevic/9	Lopez/24	18,397
33	1/1	@ WAS	L1	91-103	19-14	Oladipo/20	Harris/10	Wall/24	16,986
34	1/2	@ CLE	L2	79-104	19-15	Gordon/11	Gordon/7	James/29	20,562
35	1/4	@ DET	L3	89-115	19-16	Oladipo/18	Oladipo-Nicholson/7	Caldwell-Pope/21	14,301
36	1/6	IND	L4	86-95	19-17	Oladipo/20	Gordon/8	George/20	18,846*
37	1/8	@ BRK	W1	83-77	20-17	Oladipo-Vucevic/20	Harris/12	Udo/17	13,907
38	1/9	WAS	L1	99-105	20-18	Vucevic/23	Gordon/10	Wall/24	18,058
39	1/14	TOR (London)	L2	103-106	20-19	Oladipo/27	Harris-Vucevic/11	Lowry/24	18,689#
40	1/18	@ ATL	L3	81-98	20-20	Gordon/18	Vucevic/10	Hortford/15	17,460
41	1/20	PHI	L4	87-96	20-21	Payton/21	Vucevic/11	Okafor/20	17,746
42	1/22	CHA	L5	116-120	20-22	Oladipo/29	Vucevic/12	Walker/40	18,083#
43	1/25	@ MEM	L6	102-108	20-23	Three players/16	Vucevic/14	Green/30	15,779#
44	1/26	@ MIL	L7	100-107	20-24	Oladipo/18	Vucevic/12	Antetokounmpo-Middleton/25	11,884
45	1/29	@ BOS	L8	94-113	20-25	Vucevic/14	Gordon/9	Olynyk-Smart/16	17,729
46	1/31	BOS	W1	119-114	21-25	Fournier/24	Gordon/14	Smart-26	18,846*
47	2/1	@ SAN	L1	92-107	21-26	Vucevic/20	Gordon/16	Aldridge/28	18,418
48	2/3	@ OKC	L2	114-117	21-27	Oladipo/37	Oladipo-Harris/7	Durant/37	18,203
49	2/5	LAC	L3	93-107	21-28	Oladipo/18	Vucevic/9	Paul/21	16,647
50	2/7	ATL	W1	96-94	22-28	Vucevic/22	Gordon/13	Teague/24	16,021
51	2/8	@ ATL	W2	117-110	23-28	Vucevic/28	Vucevic/13	Hortford/27	13,057#
52	2/10	SAN	L1	96-98	23-29	Fournier/28	Gordon/14	Leonard/29	17,467
53	2/19	DAL	W1	110-104	24-29	Vucevic/21	Oladipo-Vucevic/13	Williams/25	17,764#
54	2/21	IND	L1	102-105	24-30	Fournier/21	Vucevic/13	Ellis/21	17,242
55	2/23	@ PHI	W1	124-115	25-30	Vucevic/35	Gordon/11	Smith/22	13,745
56	2/25	GS	L1	114-130	25-31	Fournier/20	Vucevic/9	Curry/51	19,189*
57	2/26	@ NY	L2	95-108	25-32	Vucevic/18	Gordon-Vucevic/8	Anthony/19	19,812
58	2/28	PHI	W1	130-116	26-32	Oladipo-Vucevic/28	Gordon/7	Okafor/26	16,168
59	3/1	@ DAL	L1	108-121	26-33	Ilyasova/22	Ilyasova/10	Matthews/21	19,546
60	3/2	CHI	W1	102-89	27-33	Vucevic/24	Gordon/15	Rose/16	16,072
61	3/4	PHX	L1	84-102	27-34	Payton/19	Ilyasova-Vucevic/12	Len/31	17,546
62	3/7	@ GS	L2	113-119	27-35	Three players/20	Gordon/16	Curry/41	19,596
63	3/8	@ LAL	L3	98-107	27-36	Oladipo/26	Dedmon/10	Russell/27	18,997
64	3/11	@ SAC	W1	107-100	28-36	Gordon/20	Gordon/11	Koufos/19	17,081
65	3/12	@ POR	L1	84-121	28-37	Oladipo/18	Ilyasova/9	Lillard/19	19,452
66	3/15	DEN	W1	116-110	29-37	Fournier/30	Smith/13	Harris/18	16,988
67	3/16	@ CHA	L1	99-107	29-38	Oladipo/25	Jennings/8	Batum-Williams/26	16,148
68	3/18	CLE	L2	103-109	29-39	Oladipo/45	Gordon/10	Irving/26	18,046
69	3/20	@ TOR	L3	100-105	29-40	Fournier-Oladipo/21	Ilyasova-Nicholson/9	DeRozan/25	19,800
70	3/21	@ BOS	L4	96-107	29-41	Oladipo/25	Oladipo/25	Thomas/28	18,624
71	3/23	@ DET	L5	102-118	29-42	Payton/20	Gordon/11	Drummond/30	16,609
72	3/25	@ MIA	L6	97-108	29-43	Fournier/20	Fournier-Payton/7	Whiteside/26	19,918
73	3/26	CHI	W1	111-89	30-43	Dedmon/18	Dedmon/13	Gibson/16	18,846



Front Row (L-R): Devyn Marble #11, Willie Green #34, Maurice Harkless #21, Kyle O'Quinn #2, Andrew Nicholson #44, Aaron Gordon #00, Elfrid Payton #4, Victor Oladipo #5, Nikola Vucevic #9, Tobias Harris #12, Evan Fournier #10, Dewayne Dedmon #3, Channing Frye #8, Luke Ridnour #13, Ben Gordon #7.

Back Row (L-R): Equipment Manager/Traveling Secretary Rodney Powell, Head of Team Security/Player Development James McGriff, Video Analyst Matt Hill, Assistant Coach/Player Development Jay Hernandez, Assistant Coach/Player Development Laron Profit, Assistant Coach Igor Kokoskov, Interim Head Coach James Borrego, General Manager Rob Hennigan, CEO Alex Martins, VP/Assistant General Manager Scott Perry, Head Athletic Trainer Keon Weise, Head Strength and Conditioning Coach Bill Burgos, Physical Therapist Ron Weathers.

2014/2015 Regular Season Statistics (25-57)

PLAYER	-FIELD GOALS-			-3-POINT FG-			-FREE THROWS-			-REBOUNDS-			AST	PF	DQ	STL	TO	BLK	PTS	AVG			
	G	GS	MIN	FG	FGA	PCT	FG	FGA	PCT	FT	FTA	PCT									OFF	DEF	TOT
Vucevic	74	74	2529	631	1206	.523	2	6	.333	164	218	.752	238	572	810	147	220	3	54	148	54	1428	19.3
Oladipo	72	71	2573	473	1086	.436	84	248	.339	262	320	.819	51	251	302	295	187	1	120	204	19	1292	17.9
Harris	68	63	2369	442	949	.466	87	239	.364	193	245	.788	73	357	430	124	134	1	69	115	36	1164	17.1
Fournier	58	32	1661	253	575	.440	85	225	.378	107	147	.728	28	125	153	120	116	0	40	82	2	698	12.0
Payton	82	63	2489	301	708	.425	11	42	.262	118	214	.551	107	242	349	533	193	0	142	203	20	731	8.9
Frye	75	51	1870	191	487	.392	136	346	.393	31	35	.886	27	266	293	94	191	2	47	78	39	549	7.3
B. Gordon	56	0	790	129	295	.437	35	97	.361	56	67	.836	6	57	63	50	60	0	14	55	1	349	6.2
Green	52	2	951	118	306	.386	42	121	.347	28	34	.824	14	65	79	68	81	0	26	48	5	306	5.9
O'Quinn	51	17	824	119	242	.492	12	43	.279	44	57	.772	46	153	199	59	110	0	31	55	39	294	5.8
A. Gordon	47	8	797	93	208	.447	13	48	.271	44	61	.721	46	123	169	33	83	0	21	38	22	243	5.2
Nicholson	40	3	492	83	190	.437	13	41	.317	15	25	.600	17	65	82	22	51	0	6	24	12	194	4.9
Ridnour	47	0	683	75	176	.426	20	63	.317	18	21	.857	8	60	68	96	67	0	20	38	4	188	4.0
Dedmon	59	15	845	91	162	.562	0	1	.000	34	64	.531	118	177	295	9	141	2	16	51	50	216	3.7
Harkless	45	4	674	63	158	.399	10	56	.179	22	41	.537	38	68	106	25	66	0	32	27	9	158	3.5
Marble	16	7	208	14	44	.318	4	22	.182	5	16	.313	5	26	31	17	14	0	9	9	2	37	2.3
MAGIC	82	-	19755	3076	6792	.453	554	1598	.347	1141	1565	.729	822	2607	3429	1692	1714	9	647	1221	314	7847	95.7
OPPONENTS	82	-	19755	3112	6720	.463	682	1853	.368	1410	1878	.751	825	2739	3564	1921	1467	4	635	1185	441	8316	101.4

GAME #	DATE	OPP	STREAK	RESULT	TOTAL	MAGIC HI SCORER	MAGIC HI REBOUNDER	OPP HI SCORER	ATTENDANCE
1	10/28	@ NO	L1	84-101	0-1	Harris/25	Vucevic/23	Davis/26	17,097
2	10/30	WAS	L2	98-105	0-2	Vucevic/23	Vucevic/12	Wall/30	18,846*
3	11/1	TOR	L3	95-108	0-3	Fournier/18	Vucevic/12	DeRozan/26	16,141
4	11/4	@ CHI	L4	90-98	0-4	Harris/21	Vucevic/13	Butler/21	21,809
5	11/5	@ PHI	W1	91-89	1-4	Harris/18	Frye/11	Written/27	12,111
6	11/7	MIN	W2	112-103	2-4	Harris/20	Harris/11	Martin/21	16,379#
7	11/9	@ BRK	L1	96-104	2-5	Vucevic/27	Vucevic/12	Bogdanovic/22	16,127
8	11/11	@ TOR	L2	100-104	2-6	Fournier/24	Harris/13	Lowry/19	19,800
9	11/12	@ NY	W1	97-95	3-6	Fournier/28	Vucevic/13	Anthony/27	19,912
10	11/14	MIL	W2	101-85	4-6	Harris/26	Harris/10	Knight/24	15,947
11	11/15	@ WAS	L1	93-98	4-7	Harris/19	Vucevic/11	Nene-Humphries/16	19,110
12	11/17	@ DET	W1	107-93	5-7	Vucevic/25	Vucevic/14	Butler/20	11,619
13	11/19	LAC	L1	90-114	5-8	Harris/25	Vucevic/14	Crawford/22	16,034
14	11/21	@ CHA	W1	105-100	6-8	Fournier/21	Harris/16	Jefferson/24	18,126
15	11/22	MIA	L1	92-99	6-9	Vucevic/33	Vucevic/17	Bosh/32	18,846*
16	11/24	@ CLE	L2	74-106	6-10	Oladipo/22	Vucevic/13	James/29	20,562
17	11/26	GS	L3	96-111	6-11	Harris/16	Vucevic/13	Curry/28	17,702
18	11/28	@ IND	L4	83-98	6-12	Vucevic/16	Vucevic/7	Stuckey/24	18,165
19	11/30	@ PHX	W1	93-90	7-12	Harris/21	Payton/9	G. Dragic/22	15,558
20	12/2	@ GS	L1	97-98	7-13	Oladipo/27	O'Quinn/11	Curry/22	19,596
21	12/3	@ LAC	L2	86-114	7-14	Harris/16	Dedmon-Harris/8	Griffin/21	19,060
22	12/5	@ UTA	W1	98-93	8-14	Harris/22	Dedmon/9	Favors/21	18,997
23	12/6	@ SAC	W2	105-96	9-14	Harris/27	Dedmon/8	Collison/22	16,021
24	12/10	WAS	L1	89-91	9-15	Oladipo/17	Dedmon/7	Wall/21	16,081
25	12/12	@ ATL	L2	81-87	9-16	Oladipo/21	Harris/11	Millsap/23	13,247
26	12/13	ATL	W1	100-99	10-16	Harris/20	Vucevic/11	Teague/24	15,939
27	12/15	@ TOR	L1	82-95	10-17	Harris/18	Vucevic/9	Williams/18	19,800
28	12/17	@ BOS	L2	92-109	10-18	Vucevic/18	Vucevic/13	Bass/18	16,764
29	12/19	UTA	L3	94-101	10-19	Harris/24	Vucevic/9	Favors/23	16,032
30	12/21	PHI	L4	88-96	10-20	Oladipo/23	Vucevic/17	Carter-Williams/21	15,822
31	12/23	BOS	W1	100-95	11-20	Harris/19	O'Quinn/13	Zeller/27	17,489
32	12/26	CLE	L1	89-98	11-21	Harris/16	Vucevic/8	James/29	18,846*
33	12/27	@ CHA	W1	102-94	12-21	Vucevic/22	Vucevic/11	Walker/42	19,085
34	12/29	@ MIA	W2	102-101	13-21	Vucevic/26	Vucevic/9	Wade/25	19,887
35	12/30	DET	L1	86-109	13-22	Oladipo/16	Dedmon/10	Meeks/34	17,414
36	1/2	BRK	L2	98-100	13-23	Payton/9	Plumlee/18	Plumlee/18	17,008
37	1/3	CHA	L3	90-98	13-24	Oladipo/21	Harris/11	Walker/30	15,274
38	1/7	@ DEN	L4	90-93	13-25	Vucevic/20	Vucevic/11	Lawson/23	13,513
39	1/9	@ LAL	L5	84-101	13-26	Oladipo/17	Vucevic/11	Lin/18	18,997
40	1/10	@ POR	L6	92-103	13-27	Vucevic/34	Vucevic/16	Aldridge/25	19,546
41	1/12	@ CHI	W1	121-114	14-27	Oladipo-Vucevic/33	Vucevic/11	Gasol/28	21,302
42	1/14	HOU	W2	120-113	15-27	Oladipo/32	Vucevic/12	Harden/26	16,828
43	1/16	MEM	L1	96-106	15-28	Payton/22	Vucevic/9	Green/21	18,141
44	1/18	OKC	L2	99-127	15-29	Oladipo/23	Vucevic/9	Durant/21	16,128
45	1/21	@ DET	L3	118-128	15-30	Vucevic/24	Vucevic/15	Drummond/26	12,148
46	1/23	IND	L4	106-113	15-31	Vucevic/34	Vucevic/18	Anthony/25	19,812
47	1/25	IND	L5	99-106	15-32	Vucevic/27	Harris-Vucevic/7	West/20	16,704
48	1/26	@ MEM	L6	94-103	15-33	Oladipo-Vucevic/18	Vucevic/12	Randolph/24	15,407
49	1/29	MIL	L7	100-115	15-34	Oladipo/21	Vucevic/14	Bayless/19	16,071
50	1/31	DAL	L8	93-108	15-35	Vucevic/17	Vucevic/16	Ellis/25	17,626
51	2/2	@ OKC	L9	97-104	15-36	Oladipo/22	A. Gordon-O'Quinn/8	Westbrook/25	18,203
52	2/4	@ SAC	L10	103-110	15-37	Vucevic/25	Vucevic/13	Duncan/26	18,581
53	2/6	LAL	W1	103-97	16-37	Harris/34	Vucevic/13	Kelly/20	16,206*
54	2/8	CHI	L1	97-98	16-38	Oladipo/18	Payton/9	Butler/27	16,944
55	2/9	@ WAS	L2	80-96	16-39	Fournier/18	Vucevic/8	Butler/15	16,031
56	2/11	NY	W1	89-83	17-39	Vucevic/28	Vucevic/18	Smith/25	15,473
57	2/20	NO	W2	95-84	18-39	Oladipo/22	Vucevic/13	Evans/14	18,259
58	2/22	PHI	W3	103-98	19-39	Vucevic/31	Vucevic/14	Covington-Sampson/16	16,108
59	2/25	MIA	L1	90-93	19-40	Vucevic/26	Oladipo/13	Deng/21	18,309*
60	2/27	@ ATL	L2	88-95	19-41	Vucevic/21	Vucevic/15	Millsap/20	18,968
61	3/1	CHA	L3	83-98	19-42	Oladipo/21	Three players/9	Williams/23	15,422
62	3/4	PHX	L4	100-105	19-43	Oladipo/38	Dedmon/8	Knight/28	15,822
63	3/6	SAC	W1	119-114	20-43	Oladipo/32	Frye/10	Gay/39	15,112
64	3/8	BOS	W2	103-98	21-43	Oladipo/22	Dedmon/16	Thomas/31	17,041
65	3/10	@ IND	L1	86-118	21-44	Harris/22	Dedmon/8	Stuckey/34	17,295
66	3/11	@ MIL	L2	91-97	21-45	Vucevic/19	Vucevic/14	Middleton/30	12,593
67	3/13	@ BOS	L3	88-95	21-46	Payton/20	Vucevic/11	Turner/30	18,624
68	3/15	CLE	L4	108-123	21-47	Oladipo/25	Vucevic/15	Irving/33	17,786
69	3/17	@ HOU	L5	94-107	21-48	Oladipo/29	Vucevic/11	Motiejunas/23	18,235
70	3/18	@ DAL	L6	102-107	21-49	Oladipo/19	Payton/10	Nowitzki/25	20,294
71	3/20	POR	W1	111-104	22-49	Three players/22	Payton/10	Aldridge/31	16,203
72	3/22	DEN	L1	100-119	22-50	Oladipo/21	Payton-Vucevic/8	Gallinari/40	15,788
73	3/25	ATL	L2	83-95	22-51	Payton/19	Vucevic/12	Millsap/25	17,224
74	3/27	DET	L3	97-111	22-52				



Front Row (L-R): Doron Lamb #1, Ronnie Price #10, Maurice Harkless #21, Jason Maxiell #54, Nikola Vucevic #9, Arron Afflalo #4, Jameer Nelson #14, Kyle O'Quinn #2, Dewayne Dedmon #3, Tobias Harris #12, Andrew Nicholson #44, E'Twaun Moore #55, Victor Oladipo #5.

Back Row (L-R): Assistant Coach/Player Development Luke Stuckey, Assistant Coach/Player Development Laron Profit, Assistant Coach Brett Gunning, Assistant Coach Wes Unsel Jr., Assistant Coach James Borrego, Head Coach Jacque Vaughn, CEO Alex Martins, General Manager Rob Hennigan, Equipment Manager/Traveling Secretary Rodney Powell, Head Athletic Trainer Keon Weise, Head Strength and Conditioning Coach Bill Burgos, Manager of Advanced Scouting Zach Guthrie, Physical Therapist Ron Weathers.

2013/2014 Regular Season Statistics (23-59)

PLAYER	G	GS	MIN	-FIELD GOALS-			-3-POINT FG-			-FREE THROWS-			-REBOUNDS-			AST	PF	DQ	STL	BLK	PTS	AVG	
				FG	FGA	PCT	FG	FGA	PCT	FT	FTA	PCT	OFF	DEF	TOT								
Afflalo	73	73	2552	464	1011	.459	128	300	.427	274	336	.815	32	230	262	248	136	0	35	146	3	1330	18.2
Harris	61	36	1850	332	716	.464	32	126	.254	197	244	.807	88	336	424	82	143	1	41	78	24	893	14.6
Vucevic	57	57	1812	353	696	.507	0	0	---	105	137	.766	185	441	626	104	169	4	60	112	47	811	14.2
Oladipo	80	44	2487	392	936	.419	74	226	.327	248	318	.780	43	286	329	327	210	0	129	256	37	1106	13.8
Davis	45	43	1354	232	512	.453	4	10	.400	77	114	.675	87	195	282	70	111	2	46	59	22	545	12.1
Nelson	68	68	2179	294	747	.394	136	391	.348	96	112	.857	29	202	231	476	146	1	52	166	5	820	12.1
Harkless	80	41	1950	224	483	.464	59	154	.383	85	143	.594	69	195	264	80	140	0	97	86	50	592	7.4
Moore	79	3	1506	195	456	.428	57	161	.354	52	68	.765	29	107	136	112	106	0	60	55	13	499	6.3
O'Quinn	69	19	1188	186	371	.501	0	3	.000	57	83	.687	100	264	364	78	165	1	39	78	88	429	6.2
Nicholson	76	5	1174	180	420	.429	28	89	.315	47	57	.825	53	202	255	25	150	2	18	51	23	435	5.7
Lamb	53	0	695	63	160	.394	36	90	.400	29	36	.806	8	41	49	43	54	1	11	27	1	191	3.6
Maxiell	34	13	488	47	105	.448	0	0	---	15	31	.484	28	58	86	9	47	0	8	14	20	109	3.2
Dedmon (TOT)	31	6	390	38	83	.458	0	0	---	21	32	.656	38	89	127	5	66	2	7	18	22	97	3.1
Dedmon (ORL)	16	6	234	23	53	.434	0	0	---	13	17	.765	27	51	78	2	37	1	7	9	13	59	3.7
Price	31	2	377	28	92	.304	9	43	.209	9	13	.692	8	35	43	66	50	0	25	26	2	74	2.4
Thomas	4	0	24	3	9	.333	0	3	.000	1	1	1.000	0	3	3	2	2	0	0	0	0	7	1.8
Jones	11	0	85	6	17	.353	0	0	---	2	4	.500	8	8	16	2	12	0	2	2	2	14	1.3
MAGIC	82	-	19955	3022	6784	.445	563	1596	.353	1307	1714	.763	794	2654	3448	1726	1678	13	630	1222	350	7914	96.5
OPPONENTS	82	-	19955	3126	6861	.456	659	1778	.371	1449	1881	.770	859	2746	3605	1848	1500	4	581	1146	445	8360	102.0

GAME #	DATE	OPP	STREAK	RESULT	TOTAL	MAGIC HI SCORER	MAGIC HI REBOUNDER	OPP HI SCORER	ATTENDANCE
1	10/29	@ IND	L1	87-97	0-1	Nicholson/18	Vucevic/10	George/24	18,165
2	10/30	@ MIN	L2	115-120	0-2	Afflalo/28	Vucevic/16	Love/31	17,988#
3	11/1	NO	W1	110-90	1-2	Afflalo/30	Harkless/8	Davis/26	18,846*
4	11/3	BRK	W2	107-86	2-2	Oladipo-Vucevic/19	Vucevic/12	Lopez/21	15,297
5	11/6	LAC	W3	98-90	3-2	Vucevic/30	Vucevic/21	Griffin/23	15,807
6	11/8	BOS	L1	89-91	3-3	Afflalo/23	Vucevic/13	Bass/16	17,555
7	11/9	@ ATL	L2	94-104	3-4	Afflalo/21	Nicholson-Vucevic/6	Teague/19	15,189
8	11/11	@ BOS	L3	105-120	3-5	Afflalo/18	Vucevic/10	Bradley/24	18,624
9	11/13	MIL	W1	94-91	4-5	Afflalo/36	Vucevic/11	Mayo/25	13,588
10	11/16	DAL	L1	100-108	4-6	Afflalo/25	Vucevic/8	Ellis/19	15,039
11	11/20	MIA	L2	92-120	4-7	Afflalo/30	Vucevic/6	James/21	17,256
12	11/23	@ MIA	L3	99-101	4-8	Davis/20	Vucevic/9	Wade/27	19,647
13	11/24	PHX	L4	96-104	4-9	Vucevic/20	Vucevic/10	Dragic/23	15,785
14	11/26	@ ATL	W1	109-92	5-9	Afflalo/26	Vucevic/15	Horford-Teague/15	13,164
15	11/27	PHI	W2	105-94	6-9	Vucevic/21	Vucevic/16	Young/26	15,839
16	11/29	SAN	L1	91-109	6-10	Afflalo/17	Davis/8	Duncan-Belinelli/19	15,159
17	12/2	@ WAS	L2	80-98	6-11	Afflalo/21	Vucevic/8	Ariza/24	12,809
18	12/3	@ PHI	L3	125-126	6-12	Afflalo/43	Oladipo/10	Carter-Williams/27	10,061##
19	12/6	@ NY	L4	83-121	6-13	Afflalo/20	Oladipo-Davis/9	Anthony/20	19,812
20	12/8	@ HOU	L5	88-98	6-14	Davis/18	Afflalo/9	Harden/27	16,407
21	12/9	@ MEM	L6	85-94	6-15	Nicholson-Nelson/19	Nicholson/11	Randolph/19	13,511
22	12/11	@ CHA	W1	92-83	7-15	Nelson-Davis/17	Vucevic/14	Henderson/12	11,377
23	12/13	CLE	L1	100-109	7-16	Oladipo/26	Vucevic/13	Irving/31	16,119
24	12/15	@ OKC	L2	98-101	7-17	Afflalo/25	Vucevic/16	Durant/28	18,203
25	12/16	@ CHI	W1	83-82	8-17	Afflalo/23	Vucevic-Davis/11	Deng/26	21,200
26	12/18	UTA	L1	82-86	8-18	Nelson/17	Vucevic/14	Burke/30	15,574
27	12/21	SAC	L2	100-105	8-19	Afflalo/26	O'Quinn-Vucevic/9	Thomas-Gay/23	14,283
28	12/23	NY	L3	98-103	8-20	Afflalo/26	Vucevic/12	Anthony/19	15,105
29	12/27	DET	W1	109-92	9-20	Afflalo/23	Vucevic/11	Jennings/21	16,464
30	12/29	ATL	W2	109-102	10-20	Afflalo/21	Vucevic/14	Teague/22	15,415
31	12/31	GS	L1	81-94	10-21	Afflalo/15	Harris/9	Lee/22	15,062
32	1/2	@ CLE	L2	81-87	10-22	Davis/16	Davis/13	Varejao/18	14,248#
33	1/4	MIA	L3	94-110	10-23	Nelson/21	Harris/10	Bosh-Wade/20	18,846*
34	1/6	@ LAC	L4	81-101	10-24	Oladipo-Harkless/22	Davis/11	Collison/21	19,060
35	1/8	@ POR	L5	94-110	10-25	Afflalo/22	Harris/8	Aldridge/36	18,949
36	1/10	@ SAC	L6	83-103	10-26	Harris/16	Davis/12	Cousins/24	15,694
37	1/11	@ DEN	L7	94-120	10-27	Harris/22	Harris/9	Foye-Fourmier/18	17,947
38	1/13	@ DAL	L8	88-107	10-28	Nelson/21	Davis/8	Ellis/21	19,695
39	1/15	CHI	L9	125-128	10-29	Oladipo/35	Harris/16	Noah/26	16,489###
40	1/17	CHA	L10	101-111	10-30	Afflalo/24	Davis/11	Jefferson/30	16,164
41	1/19	BOS	W1	93-91	11-30	Afflalo/20	Afflalo/13	Green/22	17,548
42	1/21	@ BRK	L1	90-101	11-31	O'Quinn/15	O'Quinn/8	Blatche/18	15,482
43	1/22	ATL	L2	109-112	11-32	Oladipo/24	Harris/12	Millsap/24	16,713
44	1/24	LAL	W1	114-105	12-32	Harris/28	Harris/20	Gasol/21	16,101
45	1/26	@ NO	L1	92-100	12-33	Afflalo/25	Harris/9	Evans/23	17,197
46	1/28	@ DET	L2	87-103	12-34	Oladipo/19	O'Quinn/11	Jennings/20	11,534
47	1/29	@ TOR	L3	83-98	12-35	Vucevic/16	Harris/11	Lowry/33	17,694
48	1/31	MIL	W1	113-102	13-35	Afflalo/21	O'Quinn/7	Butler/20	17,292
49	2/2	@ BOS	L1	89-96	13-36	Afflalo/18	Vucevic/11	Sullinger/21	18,624
50	2/3	@ IND	L2	79-98	13-37	Afflalo/20	Vucevic/13	Granger/16	16,266
51	2/5	DET	W1	112-98	14-37	Oladipo/20	Harkless/9	Smith/25	15,166
52	2/7	OKC	W2	103-102	15-37	Harris/18	Vucevic/10	Durant/29	15,595
53	2/9	IND	W3	93-92	16-37	Oladipo/23	Vucevic/13	George/27	16,366
54	2/12	MEM	L1	81-86	16-38	Vucevic-Harris/13	Vucevic/10	Randolph/20	15,310
55	2/18	@ MIL	L2	100-104	16-39	Afflalo/21	O'Quinn-Vucevic/9	Butler/21	11,106
56	2/19	@ CLE	L3	93-101	16-40	Afflalo/23	Vucevic/12	Irving/22	16,539
57	2/21	NY	W1	129-121	17-40	Afflalo/32	Vucevic/15	Anthony/44	16,498##
58	2/23	@ TOR	L1	90-105	17-41	Harris/28	Harris/6	Wall/27	17,435
59	2/25	@ WAS	L2	106-115	17-42	Oladipo/26	Vucevic/14	Wall/27	13,306
60	2/26	@ PHI	W1	101-90	18-42	Vucevic/21	Vucevic/13	Young/19	12,817
61	3/1	@ MIA	L1	98-112	18-43	Harris/20	O'Quinn/15	Wade/24	19,834
62	3/2	PHI	W1	92-81	19-43	Harris/31	Vucevic/17	Young/29	16,704
63	3/5	HOU	L1	89-101	19-44	Afflalo/18	Vucevic/10	Harden/31	16,012
64	3/8	@ SAN	L2	112-121	19-45	Harris/23	Vucevic/13	Parker/30	18,581
65	3/10	@ MIL	L3	98-105	19-46	Harkless/14	Vucevic/12	Knight/24	10,114
66	3/12	DEN	L4	112-120	19-47	Afflalo/24	Vucevic/16	Faried/26	16,097
67	3/14	WAS	L5	101-105	19-48	Harris/21	Vucevic/12	Ariza-Wall/21	16,011#
68	3/18	@ GS	L6	89-103	19-49	Vucevic/15	Harris/6	Curry/23	19,596
69	3/19	@ PHX	L7	93-109	19-50	Harris/23	O'Quinn/11	Dragic/18	17,508
70	3/22	@ UTA	L8	88-89	19-51	Oladipo/19	Vucevic/13	Jefferson/21	19,228
71	3/23	@ LAL	L9	94-103	19-52	Oladipo/21	Vucevic/11	Hill/28	17,803
72	3/25	POR	W1	95-85	20-52	Harris/25	Harris/11	Lopez/20	17,896
73	3/28	CHA	W2	110-105	21-52	Vucevic/24	Vucevic/23	McRoberts-Walker/24	16,003#
74	3/30	TOR	L1	93-98	21-53	Vucevic/22	Vucevic/10	DeRozan/26	16,018
75	4/2	CLE	L2	98-119	21-54	Oladipo/16	Vucevic-Harris/7	Walters/26	16,092
76	4/4	@ CHA	L3	80-91	21-55	Oladipo/21	Dedmon-Harris/8	Jefferson/29	17,708
77	4/5	MIN	W1	100-92	22-55	Afflalo/18	O'Quinn/13	Rubio/18	16,992
78	4/9	BRK	W2	115-111	23-55	Afflalo/25	Dedmon/9	Johnson/31	16,085
79	4/11	WAS							



Front Row (L-R): Beno Udrih #19, Doron Lamb #1, Arron Afflalo #4, Andrew Nicholson #44, Hedo Turkoglu #15, Al Harrington #3, Jameer Nelson #14, Glen Davis #11, Nikola Vucevic #9, Kyle O'Quinn #2, Tobias Harris #12, Maurice Harkless #21, DeQuan Jones #20, E'Twaun Moore #55.

Back Row (L-R): Assistant Coach/Player Development Luke Stuckey, Assistant Coach/Player Development Laron Profit, Assistant Coach Brett Gunning, Assistant Coach Wes Unsel Jr., Assistant Coach James Borrego, Head Coach Jacque Vaughn, CEO Alex Martins, General Manager Rob Hennigan, Assistant Director of Team Operations Rodney Powell, Head Strength and Conditioning Coach Joe Rogowski, Head Athletic Trainer Keon Weise, Manager of Advanced Scouting Zach Guthrie.

2012/2013 Regular Season Statistics (20-62)

PLAYER	G	GS	MIN	-FIELD GOALS-			-3-POINT FG-			-FREE THROWS-			-REBOUNDS-			AST	PF	DQ	STL	TO	BLK	PTS	AVG
				FG	FGA	PCT	FG	FGA	PCT	FT	FTA	PCT	OFF	DEF	TOT								
Afflalo	64	64	2307	397	905	.439	72	240	.300	191	223	.857	29	210	239	206	137	1	40	138	11	1057	16.5
Redick	50	11	1575	262	582	.450	117	300	.390	115	129	.891	9	110	119	220	70	0	29	105	5	756	15.1
Davis	34	33	1064	214	478	.448	0	2	.000	84	117	.718	55	191	246	70	88	2	32	64	21	512	15.1
Nelson	56	56	1977	306	780	.392	121	355	.341	89	102	.873	23	186	209	413	161	1	71	154	6	822	14.7
Vucevic	77	77	2559	461	889	.519	0	3	.000	86	126	.683	273	644	917	143	218	4	61	141	79	1008	13.1
Harris (TOT)	55	34	1299	233	512	.455	34	108	.315	103	137	.752	73	214	287	69	120	3	32	66	44	603	11.0
Harris (ORL)	27	20	974	180	397	.453	27	87	.310	80	111	.721	56	174	230	56	89	3	24	48	37	467	17.3
Harkless	76	59	1974	260	564	.461	32	117	.274	73	128	.570	122	213	335	50	144	2	88	69	62	625	8.2
Udrih (TOT)	66	9	1457	210	476	.441	34	102	.333	84	103	.816	34	107	141	302	90	0	41	108	3	538	8.2
Udrih (ORL)	27	9	738	97	238	.408	21	53	.396	60	70	.857	17	46	63	164	51	0	25	55	1	275	10.2
Moore	75	28	1682	237	598	.396	67	197	.340	47	59	.797	48	119	167	206	122	0	51	105	23	588	7.8
Nicholson	55	28	1249	256	486	.527	0	0	---	75	94	.798	69	189	258	44	133	2	24	79	32	587	10.7
Warrick (TOT)	28	14	489	67	165	.406	0	3	.000	60	88	.682	21	68	89	25	37	0	13	29	6	194	6.9
Harrington	10	0	119	20	57	.351	8	30	.267	3	4	.750	6	21	27	10	18	0	4	7	1	51	5.1
O'Quinn	57	5	638	101	197	.513	0	1	.000	30	45	.667	65	144	209	52	107	2	11	37	26	232	4.1
McRoberts	41	3	685	60	153	.392	17	55	.309	22	30	.733	41	96	137	70	65	0	10	28	12	159	3.9
Jones	63	17	803	95	218	.436	9	35	.257	34	51	.667	17	88	105	16	55	0	19	30	22	233	3.7
Ayon	43	3	571	67	125	.536	0	0	---	19	38	.500	40	100	140	59	83	0	13	38	13	153	3.6
Lamb (TOT)	47	0	578	60	163	.368	14	37	.378	20	34	.588	8	38	46	32	52	0	13	26	0	154	3.3
Lamb (ORL)	24	0	297	27	68	.397	10	21	.476	12	19	.632	5	24	29	12	25	0	6	10	0	76	3.2
Turkoglu	11	1	189	14	53	.264	1	24	.042	3	6	.500	4	22	26	23	11	0	7	12	1	32	2.9
Smith	36	3	378	39	116	.336	4	17	.235	3	7	.429	11	35	46	57	14	0	13	27	6	85	2.4
MAGIC	82	-	19780	3093	6904	.448	506	1537	.329	1026	1359	.755	890	2612	3502	1871	1591	17	528	1191	358	7118	94.1
OPPONENTS	82	-	19780	3169	6842	.463	617	1721	.359	1336	1811	.738	888	2618	3506	1946	1353	1	592	1020	430	8291	101.1

GAME #	DATE	OPP	STREAK	RESULT	TOTAL	MAGIC HI SCORER	MAGIC HI REBOUNDER	OPP HI SCORER	ATTENDANCE
1	11/2	DEN	W1	102-89	1-0	Davis/29	Davis/10	Gallinari/23	18,846*
2	11/4	PHX	W2	115-94	2-0	Redick/24	Vucevic/13	Scola/24	17,022
3	11/6	@ CHI	L1	93-99	2-1	Afflalo/28	Davis-Vucevic/10	Deng/23	21,216
4	11/7	@ MIN	L2	75-90	2-2	Redick/16	Davis/6	Ridnour/19	17,121
5	11/9	BRK	L3	68-107	2-3	Moore/18	Vucevic-Afflalo/5	Blatche/15	17,532
6	11/11	@ BRK	L4	74-82	2-4	Davis-Afflalo/19	Vucevic/13	Lopez/20	16,523
7	11/13	NY	L5	89-99	2-5	Redick/18	Vucevic/10	Anthony/25	18,846*
8	11/16	@ DET	W1	110-106	3-5	Redick/23	Davis-Vucevic/13	Monroe/23	11,594
9	11/18	@ TOR	L1	86-97	3-6	Moore-Davis/16	Davis/12	DeRozan/20	18,702
10	11/19	@ ATL	L2	72-81	3-7	Davis/11	Vucevic/13	Horford/15	15,066
11	11/21	DET	W1	90-74	4-7	Nicholson/15	Davis/14	Monroe/19	17,199
12	11/23	CLE	W2	108-104	5-7	Nelson/22	Davis-Vucevic/8	Walters/25	17,334
13	11/25	BOS	L1	110-116	5-8	Redick/21	McRoberts/14	Garnett/24	17,037#
14	11/28	SAN	L2	89-110	5-9	Afflalo/16	Jones/6	Ginobili/20	17,271
15	11/30	BRK	L3	86-98	5-10	Davis/16	Harkless/7	J. Johnson/22	17,103
16	12/2	@ LAL	W1	113-103	6-10	Afflalo/30	Davis-Vucevic/12	Bryant/34	18,997
17	12/3	@ GS	W2	102-94	7-10	Davis-Afflalo/24	Vucevic/15	Curry/25	18,117
18	12/5	@ UTA	L1	81-87	7-11	Davis/18	Vucevic/16	Jefferson/31	18,078
19	12/7	@ SAC	L2	82-91	7-12	Davis/20	Davis/11	Cousins-Thomas/17	16,305
20	12/9	@ PHX	W1	98-90	8-12	Redick/20	Nicholson-Vucevic/9	Brown/17	13,565
21	12/12	ATL	L1	80-86	8-13	Afflalo/16	Nicholson-Davis/7	Smith-Teague/16	16,992
22	12/14	GS	W1	99-85	9-13	Redick/16	Vucevic/17	Curry/25	18,117
23	12/15	@ CHA	W2	107-98	10-13	Davis-Afflalo/20	Vucevic/13	Walker/32	16,217
24	12/17	MIN	W3	102-93	11-13	Davis/28	Vucevic/11	Love/23	16,992
25	12/19	WAS	W4	90-83	12-13	Redick/17	Vucevic/13	Nene/20	16,893
26	12/21	@ TOR	L1	90-93	12-14	Afflalo/26	Ayon/13	DeRozan/17	18,391
27	12/23	UTA	L2	93-97	12-15	Afflalo/20	Vucevic/16	Millsap/18	17,721
28	12/26	NO	L3	94-97	12-16	Nelson/28	Vucevic/9	Lopez/29	18,846*
29	12/28	@ WAS	L4	97-105	12-17	Afflalo/26	Vucevic/11	Crawford/27	15,789
30	12/29	TOR	L5	88-123	12-18	Nicholson/22	Vucevic/9	DeRozan/21	18,846*
31	12/31	MIA	L6	110-112	12-19	Afflalo/28	Vucevic/29	James/36	19,311*#
32	1/2	CHI	L7	94-96	12-20	Nelson/32	Vucevic/12	Boozer/31	18,846*
33	1/5	NY	L8	106-114	12-21	Nelson-Afflalo/29	Vucevic/18	Anthony/40	19,171*
34	1/7	@ POR	L9	119-125	12-22	Redick/29	Vucevic/13	Aldridge/27	19,560#
35	1/9	@ DEN	L10	105-108	12-23	Nelson/20	Vucevic/14	Lawson-Faried/19	15,084
36	1/12	@ LAC	W1	104-101	13-23	Afflalo/30	Vucevic/15	Griffin/30	19,060
37	1/14	@ WAS	L1	91-120	13-24	Nelson/19	Vucevic/13	Okafor/19	14,648
38	1/16	IND	W1	97-86	14-24	Vucevic/16	Vucevic/15	George/20	17,499
39	1/18	CHA	L1	100-106	14-25	Afflalo/23	Vucevic/9	Walker/25	16,296
40	1/20	DAL	L2	105-111	14-26	Davis/24	Vucevic/11	Marion/20	18,192
41	1/22	@ DET	L3	90-105	14-27	Redick/26	Vucevic-Afflalo/9	Knights/18	11,798
42	1/24	TOR	L4	95-97	14-28	Vucevic/19	Vucevic/14	DeRozan/22	17,145
43	1/27	DET	L5	102-104	14-29	Redick/31	Vucevic/17	Knights/31	17,959
44	1/28	@ BRK	L6	77-97	14-30	Vucevic/18	Vucevic/9	D. Williams/20	16,480
45	1/30	@ NY	L7	97-113	14-31	Redick/29	Vucevic/11	Chandler/21	19,033
46	2/1	@ BOS	L8	84-97	14-32	Redick/15	Vucevic/14	Green/17	18,624
47	2/2	@ MIL	L9	98-107	14-33	Vucevic/19	Harkless/14	Ellis/21	14,321
48	2/4	@ PHI	L10	61-78	14-34	Moore/18	Vucevic/10	Hawes/21	14,630
49	2/6	LAC	L11	76-86	14-35	Nelson/18	Vucevic/14	Bleesoe/27	17,995
50	2/8	@ CLE	L12	108-119	14-36	Vucevic/25	Vucevic/13	Irving/24	14,073
51	2/10	POR	W1	110-104	15-36	Redick/22	Vucevic/19	Aldridge/25	17,966
52	2/13	ATL	L1	76-108	15-37	Nelson-Nicholson/10	O'Quinn/8	Smith/30	17,649
53	2/19	CHA	L2	92-105	15-38	Vucevic-Afflalo/18	Nicholson/12	Henderson-Walker/24	17,037
54	2/20	@ DAL	L3	96-111	15-39	Afflalo/21	Vucevic/13	Marion-Brand/17	19,965
55	2/22	@ MEM	L4	82-88	15-40	Afflalo/20	Vucevic/11	Gasol/19	17,669
56	2/23	CLE	L4	94-118	15-41	Afflalo/16	O'Quinn-Vucevic/7	Speights/18	17,171
57	2/26	@ PHI	W1	98-84	16-41	Harris-Afflalo/16	Vucevic/19	Pargo-Wilkins/14	18,432
58	2/27	SAC	L1	101-125	16-42	Harris/23	Afflalo/7	Salmans/21	16,722
59	3/1	HOU	L2	110-118	16-43	Harris/27	Vucevic-Harkless/10	Harden/24	16,677
60	3/3	MEM	L3	82-108	16-44	Three players/12	Harkless/6	Prince/14	16,020
61	3/4	@ NO	W1	105-102	17-44	Afflalo/26	Vucevic/11	Three players/17	11,050
62	3/6	@ MIA	L1	96-97	17-45	Vucevic/25	Vucevic/21	James/26	20,001
63	3/8	IND	L2	86-115	17-46	Afflalo/19	Harris/8	George/25	16,515
64	3/10	PHI	W1	99-91	17-47	Nelson/24	Vucevic/17	T. Young/26	16,317
65	3/12	LAL	L1	97-106	18-47	Nelson/21	Harris/15	Haward/39	19,287*
66	3/15	@ OKC	L2	104-117	18-48	Nelson/26	Vucevic/14	Durant/26	18,203
67	3/17	@ MIL	L3	109-115	18-49	Afflalo/24	Vucevic/15	Ellis/39	



Front Row (L-R): Hedo Turkoglu #15, Justin Harper #32, DeAndre Liggins #34, J.J. Redick #7, Chris Duhon #25, Jameer Nelson #14, Ish Smith #10, Jason Richardson #23, Quentin Richardson #5, Von Wafer #1, Glen Davis #11.

Back Row (L-R): Head Coach Stan Van Gundy, Assistant Coach Brendan Malone, Assistant Coach Steve Clifford, Earl Clark #3, Daniel Orton #21, Dwight Howard #12, Ryan Anderson #33, Assistant Coach Patrick Ewing, Assistant Coach Bob Beyer, Assistant Coach Ahmad Ajami, Player Development Coach Mark Price.

2011/2012 Regular Season Statistics (37-29)

PLAYER	G	GS	MIN	-FIELD GOALS-			-3-POINT FG-			-FREE THROWS-			-REBOUNDS-			AST	PF	DQ	STL	TO	BLK	PTS	AVG
				FG	FGA	PCT	FG	FGA	PCT	FT	FTA	PCT	OFF	DEF	TOT								
Howard	54	54	2070	416	726	.573	0	7	.000	281	572	.491	200	585	785	104	159	2	81	175	116	1113	20.6
Anderson	61	61	1964	332	757	.439	166	422	.393	150	171	.877	224	247	471	54	146	0	50	57	26	980	16.1
Nelson	57	57	1706	259	606	.427	87	231	.377	71	88	.807	29	152	181	325	130	1	38	135	5	676	11.9
J. Richardson	54	54	1591	243	596	.408	102	277	.368	41	69	.594	36	158	194	107	91	0	53	60	22	629	11.6
Redick	65	22	1765	248	584	.425	112	268	.418	143	157	.911	18	132	150	164	92	0	27	68	6	751	11.6
Turkoglu	53	53	1653	209	504	.415	91	258	.353	67	95	.705	24	175	199	233	139	0	45	142	17	576	10.9
Davis	61	13	1427	225	534	.421	2	14	.143	114	167	.683	107	224	331	47	106	0	43	75	19	566	9.3
Wafer	33	1	469	71	157	.452	14	39	.359	38	54	.704	6	39	45	29	26	0	10	35	3	194	5.9
Q. Richardson	48	3	866	74	197	.376	42	121	.347	25	30	.833	15	108	123	38	74	2	28	29	6	215	4.5
Duhon	63	9	1226	85	203	.419	50	119	.420	17	21	.810	14	88	102	151	71	0	35	81	9	237	3.8
Orton	16	2	187	17	30	.567	0	1	.000	11	25	.440	19	20	39	5	30	0	8	7	9	45	2.8
Smith (TOT)	26	1	234	31	81	.383	3	9	.333	7	10	.700	7	28	35	41	15	0	15	13	2	72	2.8
Smith (ORL)	20	0	171	19	51	.373	1	4	.250	6	8	.750	5	21	26	32	11	0	11	12	2	45	2.3
Clark	45	1	559	51	139	.367	0	0	---	21	29	.724	35	89	124	18	72	0	12	25	32	123	2.7
Liggins	17	0	115	12	25	.480	0	4	.000	9	19	.474	6	9	15	5	6	0	6	10	0	33	1.9
Harper	14	0	84	9	31	.290	2	13	.154	0	1	.000	3	9	12	2	5	0	2	6	3	20	1.4
Hughes	9	0	114	5	22	.227	1	7	.143	1	2	.500	1	4	5	7	10	0	2	12	0	12	1.3
MAGIC	66	-	15965	2275	5162	.441	670	1785	.375	995	1508	.660	742	2060	2802	1321	1168	5	451	984	275	6215	94.2
OPPONENTS	66	-	15965	2372	5287	.449	414	1192	.347	1005	1302	.772	667	2061	2728	1350	1308	9	495	867	273	6163	93.4

GAME #	DATE	OPP	STREAK	RESULT	TOTAL	MAGIC HI SCORER	MAGIC HI REBOUNDER	OPP HI SCORER	ATTENDANCE
1	12/25	@ OKC	L1	89-97	0-1	Anderson/25	Howard/15	Durant/30	18,203
2	12/26	HOU	W1	104-95	1-1	Turkoglu/23	Howard/7	Lowry/20	18,846*
3	12/29	NJ	W2	94-78	2-1	Anderson/22	Howard/24	Brooks/17	18,954*
4	12/30	@ CHA	W3	100-79	3-1	Anderson/23	Howard/24	Magette/20	18,064
5	1/1	TOR	W4	102-96	4-1	Anderson/24	Howard/15	Bargnani/28	18,846*
6	1/2	@ DET	L1	78-89	4-2	Howard/19	Howard/7	Gordon/26	8,120
7	1/4	WAS	W1	103-85	5-2	Howard/28	Howard/20	Young/17	18,846*
8	1/6	CHI	L1	83-97	5-3	Howard/28	Howard/15	Deng-Rose/21	18,912*
9	1/8	@ SAC	W1	104-97	6-3	J. Richardson/22	Anderson/11	Evans/28	14,150
10	1/11	@ POR	W2	107-104	7-3	Redick/17	Howard/13	Crawford/24	20,467
11	1/12	@ GS	W3	117-109	8-3	Howard/45	Howard/23	Ellis/30	17,754
12	1/16	@ NY	W4	102-93	9-3	Anderson/30	Howard/10	Anthony/33	19,763
13	1/17	CHA	W5	96-89	10-3	Howard/25	Howard/17	Henderson/22	18,846*
14	1/18	SAN	L1	83-85	10-4	Howard/24	Howard/25	Parker/25	18,846*#
15	1/20	LAL	W1	92-80	11-4	Howard/21	Howard/23	Bryant/30	18,846*
16	1/23	@ BOS	L1	56-87	11-5	Howard/18	Howard/14	Pierce-Bass/19	18,624
17	1/24	@ IND	W1	102-83	12-5	Anderson/24	Howard/9	Hibbert-Granger/16	12,760
18	1/26	BOS	L1	83-91	12-6	Howard/16	Howard/16	Pierce/24	18,952*
19	1/27	@ NO	L2	67-93	12-7	Howard/28	Howard/16	Landry/17	16,176
20	1/29	IND	L3	85-106	12-8	Howard/24	Howard/13	Granger/24	18,846*
21	1/30	@ PHI	L4	69-74	12-9	Howard/17	Anderson/20	Iguodala/14	16,299
22	2/1	WAS	W1	109-103	13-9	Howard-Anderson/23	Young/24	WAS/24	18,846*
23	2/3	CLE	W2	102-94	14-9	Howard-J. Richardson/19	Howard/16	Gee/20	18,933*
24	2/4	@ IND	W3	85-81	15-9	Howard/27	Turkoglu/10	Turkoglu/19	18,165
25	2/6	LAC	L1	102-107	15-10	Howard/33	Howard/14	Paul/29	18,846*#
26	2/8	MIA	W1	102-89	16-10	Anderson/27	Howard/24	Wade/33	18,972*
27	2/10	ATL	L1	87-89	16-11	Anderson/21	Howard/18	Smith/23	18,846*#
28	2/11	@ MIL	W1	99-94	17-11	J. Richardson/31	Howard/14	Gooden/21	17,723
29	2/13	MIN	W2	102-89	18-11	J. Richardson/17	Howard/7	Love/19	18,846*
30	2/15	PHI	W3	103-87	19-11	Anderson/27	Howard/14	Williams/21	18,846*
31	2/17	MIL	W4	94-85	20-11	Howard/26	Howard/20	Delfino/16	18,846*
32	2/19	@ MIA	L1	78-90	20-12	Redick/17	Howard/15	Wade/27	20,185
33	2/20	@ MIL	W1	93-90	21-12	Howard/28	Howard/16	Jennings/22	13,143
34	2/22	@ NJ	W2	108-91	22-12	Howard/20	Howard/17	Brooks/24	15,364
35	2/23	@ ATL	L1	78-83	22-13	Redick/13	Howard/12	Smith/22	14,523
36	2/29	@ WAS	W1	102-95	23-13	Anderson/23	Anderson/15	Wall/33	18,688
37	3/1	OKC	L1	102-105	23-14	Howard/33	Howard/9	Durant/38	18,846*
38	3/3	MIL	W1	114-98	24-14	Howard/28	Howard/14	Jennings/27	18,846*
39	3/5	@ TOR	W2	92-88	25-14	Howard/36	Howard-Anderson/13	DeRozan/23	15,392
40	3/6	@ CHA	L1	84-100	25-15	Howard/15	Howard/17	Magette/29	13,110
41	3/8	@ CHI	W1	99-94	26-15	Howard/29	Howard/18	Boozler/26	22,127
42	3/11	IND	W2	107-94	27-15	Howard/30	Howard/13	George/22	18,846*
43	3/13	MIA	W3	104-98	28-15	Nelson/25	Howard/25	Wade/28	18,879*#
44	3/14	@ SAN	L1	111-122	28-16	Nelson/25	Howard/12	Parker/31	18,581
45	3/16	NJ	W1	86-70	29-16	Howard/18	Anderson/11	Green/14	18,938*
46	3/18	@ MIA	L1	81-91	29-17	Howard/18	Howard/11	Wade/31	20,003
47	3/19	CHI	L2	59-85	29-18	Howard/18	Howard/12	Boozler/24	18,998*
48	3/21	PHX	W1	103-93	30-18	Anderson/29	Howard/16	Dudley/17	18,930*
49	3/23	CLE	W2	93-80	31-18	Anderson/17	Howard/13	Jamison/16	18,846*
50	3/26	@ TOR	W3	117-101	32-18	Anderson/28	Howard/10	Forbes/21	16,429
51	3/28	@ NY	L1	86-108	32-19	Nelson/17	Davis/6	Shumpert-Anthony/25	19,763
52	3/30	DAL	L2	98-100	32-20	Nelson/24	Howard/15	Nowitzki/28	18,951*
53	4/1	DEN	L3	101-104	32-21	Nelson/27	Davis/16	Lawson/25	18,846*
54	4/3	@ DET	L4	95-102	32-22	Davis/31	Davis/10	Monroe/22	16,741
55	4/5	NY	L5	80-96	32-23	J. Richardson/16	Howard/8	Anthony/19	19,098*
56	4/7	@ PHI	W1	88-82	33-23	Davis/23	Howard/22	Young/20	19,775
57	4/9	DET	W2	119-89	34-23	J. Richardson/22	Davis/16	Prince/21	18,998*
58	4/10	@ WAS	L1	85-93	34-24	Nelson/19	Davis/10	Seraphin/24	15,355
59	4/13	ATL	L2	81-109	34-25	Davis-Wafer/16	Davis/9	Pargo/17	18,846*
60	4/15	@ CLE	W1	100-84	35-25	Nelson/21	Anderson/13	Jamison/21	16,305
61	4/16	PHI	W2	113-100	36-25	Anderson/26	Anderson/16	Holiday/18	18,846*
62	4/18	@ BOS	L1	98-102	36-26	Davis/27	Anderson/9	Pierce/29	18,624
63	4/21	@ UTA	L2	107-117	36-27	Nelson/23	Davis/13	Harris-Jefferson/21	19,580#
64	4/22	@ DEN	L3	74-101	36-28	Anderson/24	Anderson/9	Gallinari/17	19,155
65	4/25	CHA	W1	102-95	37-28	Redick/31	Anderson/13	Augustin/23	19,152*
66	4/26	@ MEM	L1	76-88	37-29	Turkoglu/18	Clark/9	Gasol/22	17,215

*=sellout; #=overtime



Front Row (L-R): Head Athletic Trainer Keon Weise, Assistant Coach/Video Coordinator Ahmad Ajami, Assistant Coach Patrick Ewing, Assistant Coach Steve Clifford, Head Coach Stan Van Gundy, Assistant Coach Brendan Malone, Assistant Coach Bob Beyer, Strength and Conditioning Coach Joe Rogowski, Assistant Director of Team Operations Rodney Powell, Physical Therapist Ed Manalo.

Back Row (L-R): Jameer Nelson #14, Gilbert Arenas #1, Jason Richardson #23, Hedo Turkoglu #15, Earl Clark #3, Daniel Orton #21, Dwight Howard #12, Ryan Anderson #33, Malik Allen #35, Brandon Bass #30, Quentin Richardson #5, J.J. Redick #7, Chris Duhon #25.

2010/2011 Regular Season Statistics (52-30)

PLAYER	G	GS	-FIELD GOALS-			-3-POINT FG-			-FREE THROWS-			-REBOUNDS-			AST	PF	DQ	STL	TO	BLK	PTS	AVG	
			FG	FGA	PCT	FG	FGA	PCT	FT	FTA	PCT	OFF	DEF	TOT									
Howard	78	78	2935	619	1044	.593	0	7	.000	546	916	.596	309	789	1098	107	258	4	107	279	186	1784	22.9
J. Richardson (T)	80	80	2715	472	1056	.447	189	479	.395	116	159	.730	67	264	331	147	162	0	93	95	13	1249	15.6
J. Richardson (OR)	55	55	1919	289	667	.433	127	331	.384	61	87	.701	34	186	220	111	116	0	66	65	10	766	13.9
Carter	22	22	664	125	266	.470	27	78	.346	56	75	.747	11	79	90	64	70	0	20	36	3	333	15.1
Nelson	76	76	2319	374	838	.446	119	297	.401	130	162	.802	37	189	226	456	209	1	75	194	3	997	13.1
Lewis	25	25	810	113	270	.419	44	120	.367	34	45	.756	23	83	106	29	63	3	22	35	10	304	12.2
Bass	76	51	1980	332	645	.515	0	2	.000	190	233	.815	134	290	424	57	159	0	27	97	52	854	11.2
Turkoglu (TOT)	81	72	2540	322	722	.446	127	310	.410	106	156	.679	45	311	356	343	247	2	72	132	34	877	10.8
Turkoglu (ORL)	56	56	1910	237	529	.448	86	213	.404	80	120	.667	25	231	256	285	170	2	54	101	20	640	11.4
Arenas (TOT)	70	16	1796	269	734	.366	97	327	.297	120	153	.784	22	167	189	274	188	3	74	177	21	755	10.8
Arenas (ORL)	49	2	1070	139	404	.344	50	182	.275	64	86	.744	16	103	119	157	112	0	44	106	9	392	8.0
Anderson	64	14	1424	226	525	.430	134	341	.393	95	117	.812	129	226	355	52	137	0	30	49	38	681	10.6
Redick	59	5	1513	197	447	.441	87	219	.397	112	128	.875	6	107	113	102	80	0	29	53	3	593	10.1
Pietrus	19	0	418	45	115	.391	34	87	.391	3	6	.500	6	44	50	10	35	0	10	14	3	127	6.7
Q. Richardson	57	19	955	87	255	.341	42	146	.288	33	44	.750	39	139	178	38	74	0	25	33	5	249	4.4
Gortat	25	2	396	44	81	.543	0	0	---	12	18	.667	38	80	118	17	52	1	7	17	21	100	4.0
Clark (TOT)	42	0	464	68	158	.430	0	5	.000	27	47	.574	37	64	101	9	45	1	8	28	18	163	3.9
Clark (ORL)	33	0	392	56	127	.441	0	5	.000	22	37	.595	33	51	84	5	39	1	7	26	15	134	4.1
Duhon	51	5	774	49	129	.380	13	52	.250	14	25	.560	9	43	52	118	30	0	16	61	2	125	2.5
Williams	16	0	171	13	38	.342	7	23	.304	0	0	---	3	19	22	24	6	0	8	11	0	33	2.1
Allen	18	0	178	11	31	.355	0	0	---	1	2	.500	12	20	32	4	30	0	1	3	4	23	1.3
MAGIC	82	-	19830	2956	6411	.461	770	2103	.692	1453	2101	.692	864	2679	3543	1636	1640	12	548	1224	384	8135	99.2
OPPONENTS	82	-	19830	2865	6569	.436	516	1476	.350	1441	1940	.743	805	2450	3255	1646	1791	17	606	1136	310	7687	93.7

GAME #	DATE	OPP	STREAK	RESULT	TOTAL	MAGIC HI SCORER	MAGIC HI REBOUNDER	OPP HI SCORER	ATTENDANCE
1	10/28	WAS	W1	112-83	1-0	Howard/23	Howard/10	Martin/17	18,918*
2	10/29	@ MIA	L1	70-96	1-1	Howard/19	Gortat-Howard/7	Wade/26	19,600
3	11/3	MIN	W1	128-86	2-1	Carter/20	Howard/16	Love/22	18,846*
4	11/5	NJ	W2	105-90	3-1	Howard/30	Howard/16	Outlaw/17	18,846*
5	11/6	@ CHA	W3	91-88	4-1	Lewis-Howard/22	Howard/8	Wallace/25	18,136
6	11/8	ATL	W4	93-89	5-1	Howard/27	Howard/11	Johnson/23	18,846*
7	11/10	UTA	L1	94-104	5-2	Carter/20	Gortat/10	Williams/30	18,846*
8	11/12	TOR	L2	106-110	5-3	Howard/25	Howard/8	Bargnani/27	18,846*
9	11/13	@ NJ	W1	91-90	6-3	Howard/16	Howard/10	Harris/26	15,086
10	11/15	MEM	W1	89-72	7-3	Carter/19	Howard/14	Gasol/14	18,846*
11	11/18	PHX	W2	105-89	8-3	Howard/20	Howard/12	Hill/21	18,846*
12	11/20	@ IND	W3	90-86	9-3	Howard/25	Howard/12	Hibbert/19	14,583
13	11/22	@ SAN	L1	97-106	9-4	Howard/26	Howard/18	Ginobili/25	17,627
14	11/24	MIA	W1	104-95	10-4	Howard/24	Howard/18	James/25	18,936*
15	11/26	CLE	W2	111-100	11-4	Howard/23	Howard/11	James/22	18,846*
16	11/27	@ WAS	W3	100-99	12-4	Howard/32	Howard/11	Arenas/31	16,435
17	11/30	DET	W4	90-79	13-4	Lewis/20	Howard/14	Prince/16	18,846*
18	12/1	@ CHI	W5	107-78	14-4	Nelson/24	Howard/12	Noah/16	21,435
19	12/3	@ DET	W6	104-91	15-4	Bass/27	Gortat/11	Prince/30	18,433
20	12/4	@ MIL	L1	85-96	15-5	Carter/20	Gortat/10	Bogut/31	16,218
21	12/6	ATL	L2	74-80	15-6	Carter/18	Howard/13	Smith/19	18,846*
22	12/9	@ POR	L3	83-97	15-7	Howard/39	Howard/15	Miller/22	20,219
23	12/10	@ UTA	L4	105-117	15-8	Nelson/19	Howard/12	Williams/32	18,765
24	12/12	@ LAC	W1	94-85	16-8	Howard/22	Bass/11	Gordon/28	18,278
25	12/14	@ DEN	L1	94-111	16-9	Redick/29	Howard/14	Anthony/35	16,247
26	12/18	PHI	L2	89-97	16-10	Howard/26	Howard/20	Williams/24	18,846*
27	12/20	@ ATL	L3	81-91	16-11	Howard/19	Howard/20	Horford/24	16,275
28	12/21	DAL	L4	99-105	16-12	Howard/26	Howard/23	Butler/9	19,057*
29	12/23	SAN	W1	123-101	17-12	Howard/29	Howard/14	Neal-Parker/16	18,916*
30	12/25	BOS	W2	86-78	18-12	Bass/21	Howard/11	Garnett/22	19,013*
31	12/27	@ NJ	W3	104-88	19-12	Turkoglu/20	Howard/13	Harris/24	11,514
32	12/28	@ CLE	W4	110-95	20-12	Arenas/22	Arenas-Howard/6	James/21	20,562
33	12/30	NY	W5	112-103	21-12	Howard/24	Howard/18	Stoudemire/30	19,090*
34	1/3	GS	W6	110-90	22-12	Howard/22	Howard/17	Ellis/20	18,846*
35	1/5	MIL	W7	97-87	23-12	Howard/28	Howard/13	Maggette/21	18,846*
36	1/7	HOU	W8	110-95	24-12	Bass-J. Richardson/18	Howard/11	Martin/27	19,107*
37	1/8	@ DAL	W9	117-107	25-12	Howard/23	Howard/13	Stevenson/24	20,178
38	1/12	@ NO	L1	89-92	25-13	Howard/29	Howard/20	Thornmont/22	13,688#
39	1/13	@ OKC	L2	124-125	25-14	Howard/39	Howard/18	Durant/36	18,203
40	1/15	@ MIN	W1	108-99	26-14	Redick/J. Richardson/21	Anderson/11	Brewer/23	17,391
41	1/17	@ BOS	L1	106-109	26-15	Howard/33	Howard/13	Allen/26	18,624
42	1/19	PHI	W1	99-98	27-15	Anderson/20	Bass/10	Williams/19	18,846*#
43	1/21	TOR	W2	112-72	28-15	Howard/31	Howard/19	DeRozan/16	19,047*
44	1/22	@ HOU	W3	118-104	29-15	Howard/22	Howard/14	Budinger/19	18,052
45	1/24	DET	L1	96-103	29-16	Anderson/21	Howard/16	Three players/20	19,098*
46	1/26	@ IND	W1	111-96	30-16	Howard-J. Richardson/19	Howard/16	Granger/27	12,164
47	1/28	@ CHI	L1	90-99	30-17	Howard/40	Howard/15	Deng/26	21,676
48	1/30	CLE	W1	103-87	31-17	Anderson/23	Howard/20	Harris/20	18,846*
49	1/31	@ MEM	L1	97-100	31-18	Howard/25	Howard/14	Conley/26	13,513
50	2/3	MIA	L2	100-104	31-19	Nelson/22	Howard/16	James/51	18,945*
51	2/4	@ WAS	W1	110-92	32-19	Howard/22	Howard/15	Hinrich-Young/17	18,940
52	2/6	@ BOS	L1	80-91	32-20	Howard/28	Howard/13	Rondo/26	18,624
53	2/8	LAC	W1	101-85	33-20	Howard/22	Howard/20	Davis/25	18,987*
54	2/9	@ PHI	W2	99-95	34-20	Howard/30	Howard/17	Williams/23	12,091
55	2/11	NO	L1	93-99	34-21	Howard/20	Howard/17	Green/24	18,944*
56	2/13	LAL	W1	89-75	35-21	Howard/31	Howard/13	Bryant-Bynum/17	19,193*
57	2/16	WAS	W2	101-76	36-21	Howard/32	Bass/11	Wall/27	19,054*
58	2/23	SAC	L1	105-111	36-22	Howard/31	Howard/17	Taylor/21	19,146*
59	2/25	OKC	W1	111-88	37-22	Howard/40	Howard/15	Durant/23	19,011*
60	2/27	CHA	W2	100-86	38-22	Howard/20	Howard/10	Jackson/35	18,846*
61	3/1	NY	W3	116-110	39-22	Howard/30	Howard/16	Billups-Stoudemire/30	19,131*
62	3/3	@ MIA	W4	99-96	40-22	J. Richardson/24	Howard/18	James/29	19,600
63	3/4	CHI	L1	81-89	40-23	Howard/20	Howard/10	Rose/24	19,207*
64	3/7	POR	L2	85-89	40-24	J. Richardson/22	Clark/9	Aldridge/24	19,001*
65	3/9	@ SAC	W1	106-102	41-24	Nelson/26	Howard/15	Cousins/29	12,728
66	3/11	@ GS	L1	120-123	41-25	J. Richardson/30	Howard/21	Ellis/39	19,596#
67	3/13	@ PHX	W1	111-88	42-25	Howard/26	Howard/15	Brooks/19	18,091
68	3/14	@ LAL	L1	84-97	42-26	Howard/22	Howard/15	Gasol/23	18,997
69	3/16	@ MIL	W1	93-89	43-26	Howard/31	Howard/21	Jennings/23	13,831#
70	3/18	DEN	W2	85-82	44-26	Howard/16	Howard/18	Chandler/20	19,113*
71	3/21	@ CLE	W3	97-86	45-26	Howard/28	Howard/18	Hickson/18	19



Front Row (L-R): Head Athletic Trainer Tom Smith, Assistant Coach/Video Coordinator Ahmad Ajami, Assistant Coach Patrick Ewing, Assistant Coach Steve Clifford, Head Coach Stan Van Gundy, Assistant Coach Brendan Malone, Assistant Coach Bob Beyer, Strength and Conditioning Coach Joe Rogowski, Team Operations Manager Rodney Powell.

Back Row (L-R): Jason Williams #44, J.J. Redick #7, Vince Carter #15, Brandon Bass #30, Rashard Lewis #9, Adonal Foyle #31, Dwight Howard #12, Marcin Gortat #13, Ryan Anderson #33, Matt Barnes #22, Mickael Pietrus #20, Anthony Johnson #8, Jameer Nelson #14.

2009/2010 Regular Season Statistics (59-23)

PLAYER	G	GS	-FIELD GOALS-			-3-POINT FG-			-FREE THROWS-			-REBOUNDS-			AST	PF	DQ	STL	TO	BLK	PTS	AVG	
			FG	FGA	PCT	FG	FGA	PCT	FT	FTA	PCT	OFF	DEF	TOT									
Howard	82	82	2843	510	834	.612	0	7	.000	483	816	.592	284	798	1082	144	287	4	75	274	228	1503	18.3
Carter	75	74	2310	434	1015	.428	119	324	.367	257	306	.840	33	260	293	236	189	0	53	106	18	1244	16.6
Nelson	72	72	2369	350	805	.435	168	423	.397	145	180	.806	62	256	318	107	180	1	78	108	28	1013	14.1
Williams	65	64	1860	317	706	.449	86	226	.381	98	116	.845	26	168	194	353	147	0	48	139	2	818	12.6
Redick	82	9	1808	243	553	.439	111	274	.405	191	222	.860	17	138	155	158	118	0	28	63	4	788	9.6
Barnes	81	58	2097	271	557	.487	66	207	.319	108	146	.740	106	339	445	134	185	1	59	112	30	716	8.8
Pietrus	75	24	1687	233	539	.432	116	306	.379	69	109	.633	39	176	215	49	138	0	53	69	31	651	8.7
Anderson	63	6	911	169	388	.436	78	211	.370	71	82	.866	70	132	202	37	81	0	25	56	14	487	7.7
Williams	82	18	1703	189	426	.444	84	221	.380	31	41	.756	7	119	126	298	65	0	53	87	3	493	6.0
Bass	50	3	648	119	233	.511	0	0	---	52	63	.825	54	73	127	19	69	0	12	31	27	290	5.8
A. Johnson	31	0	406	49	111	.441	13	39	.333	19	20	.950	8	40	48	63	32	0	11	26	1	130	4.2
Gortat	81	0	1088	121	227	.533	0	3	.000	51	75	.680	104	237	341	17	138	1	17	46	70	293	3.6
MAGIC	82	-	19730	3005	6394	.470	841	2241	.375	1575	2176	.724	810	2736	3546	1615	1629	7	512	1155	456	8426	102.8
OPPONENTS	82	-	19730	2955	6739	.438	522	1437	.363	1380	1830	.754	800	2481	3281	1550	1819	11	551	1050	288	7812	95.3

GAME #	DATE	OPP	STREAK	RESULT	TOTAL	MAGIC HI SCORER	MAGIC HI REBOUNDER	OPP HI SCORER	ATTENDANCE
1	10/28	PHI	W1	120-106	1-0	Howard/21	Howard/15	Speights/26	17,461*
2	10/30	@ NJ	W2	95-85	2-0	Howard/20	Howard/22	Lee/18	17,525
3	11/1	@ TOR	W3	125-116	3-0	Nelson/30	Howard/11	Bosh/35	18,487
4	11/3	@ DET	L1	80-85	3-1	Carter/15	Barnes-Gortat/7	Gordon/23	15,147
5	11/4	PHX	W1	122-100	4-1	Howard/25	Barnes/11	Stoudemire/25	17,461*
6	11/6	DET	W2	110-103	5-1	Howard/22	Howard/12	Villanueva/28	17,461*
7	11/8	@ CHA	L1	74-102	5-2	Howard/20	Howard/7	Durant/28	18,203
8	11/10	@ OKC	W1	93-81	6-2	Carter-Howard/15	Howard/10	Felton/18	13,415
9	11/11	CLE	L1	93-102	6-3	Carter/29	Gortat/8	James/36	17,461*
10	11/13	NJ	W1	88-72	7-3	Howard/26	Barnes/13	Alston/17	17,461*
11	11/16	CHA	W2	97-91	8-3	Nelson/16	Howard/11	Murray/31	17,461*
12	11/18	OKC	W3	108-94	9-3	Carter/18	Howard-Lewis/10	Harden/24	17,461*
13	11/20	@ BOS	W4	83-78	10-3	Carter/26	Howard/15	Pierce/21	18,624
14	11/22	@ TOR	W5	104-96	11-3	Carter/24	Howard/12	Bosh/22	17,233
15	11/25	MIA	L1	98-99	11-4	Williams/25	Howard/16	Wade/24	17,461*
16	11/26	@ ATL	W1	93-76	12-4	Howard/22	Howard/17	Johnson/22	19,193
17	11/28	@ MIL	W2	100-98	13-4	Carter-Howard/25	Howard/20	Ilyasova-Ridnour/20	16,128
18	11/29	@ NY	W3	114-102	14-4	Lewis/26	Howard/16	Robinson/24	18,861
19	12/2	NY	W4	118-104	15-4	Lewis/20	Lewis/11	Chandler/24	17,461*
20	12/5	@ GS	W5	126-118	16-4	Carter/27	Howard/8	Ellis/33	19,054
21	12/8	@ LAC	W6	97-86	17-4	Howard/25	Howard/11	Gordon/21	16,750
22	12/10	@ UTA	L1	111-120	17-5	Carter/34	Howard/10	Williams/32	18,735
23	12/11	@ PHX	L2	103-106	17-6	Lewis/24	Howard/18	Stoudemire/28	18,216
24	12/14	IND	W1	106-98	18-6	Carter/28	Howard/23	Dunleavy/26	17,461*
25	12/16	TOR	W2	118-99	19-6	Lewis/21	Howard/14	Bosh/20	17,461*
26	12/17	@ MIA	L1	86-104	19-7	Howard/17	Howard/14	Wade/25	18,303
27	12/19	UTA	W1	92-83	20-7	Lewis/15	Howard/20	Roy/33	17,461*
28	12/21	POR	W2	104-99	21-7	Howard/21	Carter-Howard/9	Millsap/20	17,461*
29	12/23	HOU	W3	102-87	22-7	Carter/18	Howard/20	Landry/20	17,461*
30	12/25	BOS	L1	77-86	22-8	Carter/27	Howard/20	R. Allen/18	17,461*
31	12/30	MIL	W1	117-92	23-8	Carter/25	Howard/10	Jennings/20	17,461*
32	1/1	@ MIN	W2	106-94	24-8	Lewis/21	Howard/15	Flynn/23	17,065
33	1/2	@ CHI	L1	93-101	24-9	Barnes/23	Howard/12	Rose/30	21,162
34	1/5	@ IND	L2	90-97	24-10	Nelson-Pietrus/16	Howard/15	Hibbert/26	11,119
35	1/6	TOR	L3	103-108	24-11	Lewis/24	Howard/12	Bosh-Bargnani/18	17,461*
36	1/8	@ WAS	L4	97-104	24-12	Howard/23	Howard/12	Jamison/28	20,173
37	1/9	ATL	W1	113-81	25-12	Barnes/18	Gortat/12	Horford/14	17,461*
38	1/12	@ SAC	W2	109-88	26-12	Howard/30	Howard/16	Evans/18	14,426
39	1/13	@ DEN	L1	97-115	26-13	Barnes/28	Howard/13	Anthony/27	18,475
40	1/15	@ POR	L2	87-102	26-14	Lewis-Howard/15	Howard/11	Webster/24	20,650
41	1/18	@ LAL	L3	92-98	26-15	Howard/24	Howard/12	Brown/22	18,997
42	1/20	IND	W1	109-98	27-15	Howard/32	Barnes/16	Granger/25	17,461*
43	1/22	SAC	W2	100-84	28-15	Howard/19	Howard/15	Evans/19	17,461*
44	1/23	@ CHA	W3	106-95	29-15	Carter-Nelson/21	Howard/20	Augustin/22	19,277#
45	1/25	@ MEM	L1	94-99	29-16	Howard/27	Howard/15	Randolph/23	12,273
46	1/28	BOS	W1	96-94	30-16	Lewis/23	Howard/10	R. Allen/20	17,461*
47	1/30	ATL	W2	104-86	31-16	Howard/31	Howard/19	Crawford-Johnson/19	17,461*
48	1/31	@ DET	W3	91-86	32-16	Redick/17	Howard/15	Stuckey/18	19,107
49	2/2	MIL	W4	99-82	33-16	Howard/22	Howard/11	Ridnour/13	17,461*
50	2/5	WAS	L1	91-92	33-17	Carter/21	Howard/18	Butler/31	17,461*
51	2/7	@ BOS	W1	96-89	34-17	Carter/20	Howard/13	Rondo/17	18,624
52	2/8	NO	W2	123-117	35-17	Carter/48	Howard/12	Stojakovic/29	17,461*
53	2/10	@ CHI	W3	107-87	36-17	Howard/18	Howard/14	Deng/23	21,566
54	2/11	@ CLE	L1	106-115	36-18	Howard-Lewis/19	Howard/11	James/32	20,562
55	2/17	DET	W1	116-91	37-18	Howard/33	Howard/17	Hamilton/36	17,461*
56	2/19	DAL	L1	85-95	37-19	Howard/29	Howard/16	Nowitzki/23	17,461*
57	2/21	CLE	W1	101-95	38-19	Howard/22	Howard/16	James/33	17,461*
58	2/24	@ HOU	W2	110-92	39-19	Howard/30	Howard/16	Brooks/24	15,749
59	2/26	@ NO	L1	93-100	39-20	Howard/26	Howard/10	West/40	19,954
60	2/28	MIA	W1	96-80	40-20	Lewis/22	Barnes/8	Wade/21	17,461*
61	3/1	@ PHI	W2	126-105	41-20	Nelson/22	Carter/7	Holiday/23	15,817
62	3/3	GS	W3	117-90	42-20	Howard/28	Howard/12	Watson/18	17,461*
63	3/5	@ NJ	W4	97-87	43-20	Barnes/16	Howard/16	Lopez/18	15,320
64	3/7	LAL	W5	96-94	44-20	Carter/25	Howard/16	Bryant/34	17,461*
65	3/9	LAC	W6	113-87	45-20	Howard/22	Howard/15	Davis/16	17,461*
66	3/11	CHI	W7	111-82	46-20	Carter/23	Gortat/11	Johnson/13	17,461*
67	3/13	@ WAS	W8	109-95	47-20	Howard/28	Howard/15	Blatche/32	20,173
68	3/14	CHA	L1	89-96	47-21	Howard/27	Howard/16	Jackson/28	17,461*
69	3/17	SAN	W1	110-84	48-21	Carter/24	Gortat/10	Jefferson/20	17,461*
70	3/18	@ MIA	W2	108-102	49-21	Carter/27	Howard-Lewis/11	Wade/36	18,874#
71	3/22	@ PHI	W3	109-93	50-21	Lewis/24	Howard/15	Iguodala-Brand/23	13,995
72	3/24	@ ATL	L1	84-86	50-22	Nelson/20	Johnson/17	Johnson/17	16,887
73	3/26	MIN	W1	106-97	51-22	Howard/24	Howard/19	Jefferson/18	17,461*
74	3/28	DEN	W2	103-97	52-22	Redick/23	Howard/11	Anthony/26	17,461*
75	4/1	@ DAL	W3	97-82	53-22	Pietrus/24	Howard/20	Nowitzki/24	19,965
76	4/2	@ SAN	L1	100-112	53-23	Lewis-Pietrus/18	Gortat/7	Ginobili/43	18,581
77	4/4	MEM	W1	107-92	54-23	Carter/26	Howard/11	Randolph/24	17,461*
78	4/7	WAS	W2	121-94	55-23	Howard/17	Howard/10	Young/21	17,461*
79	4/9	NY	W3	118-103	56-23	Carter-Howard/25	Howard/13	Gallinari/28	17,461*
80	4/11	@ CLE	W4	98-92	57-23	Howard/22	Howard/13	West/21	20,562
81	4/12	@ IND	W5	118-98	58-23	Carter/21	Barnes-Howard/11	Price/19	18,165
82	4/14	PHI	W6	125-111	59-23	Nelson/21	Howard/12	Speights/23	17,461*

*=sellout; #=overtime




Front Row (L-R): Video Coordinator Ahmad Ajami, Head Trainer Tom Smith, Assistant Coach Patrick Ewing, Assistant Coach Steve Clifford, Head Coach Stan Van Gundy, Assistant Coach Brendan Malone, Assistant Coach Bob Beyer, Team Operations Manager Rodney Powell, Strength and Conditioning Coach Joe Rogowski.

Back Row (L-R): Tyrron Lue #10, Rafer Alston #1, Courtney Lee #11, J.J. Redick #7, Jeremy Richardson #32, Rashard Lewis #9, Dwight Howard #12, Marcin Gortat #13, Tony Battie #4, Hedo Turkoglu #15, Mickael Pietrus #20, Anthony Johnson #8, Jameer Nelson #14.

2008/2009 Regular Season Statistics (59-23)

PLAYER	-FIELD GOALS-			-3-POINT FG-			-FREE THROWS-			-REBOUNDS-			AST	PF	DQ	STL	TO	BLK	PTS	AVG			
	G	GS	MIN	FG	FGA	PCT	FG	FGA	PCT	FT	FTA	PCT									OFF	DEF	TOT
Howard	79	79	2821	560	979	.572	0	2	.000	504	849	.594	336	757	1093	112	270	5	77	240	231	1624	20.6
Lewis	79	79	2859	478	1089	.439	220	554	.397	225	269	.836	92	361	453	205	194	1	81	158	51	1401	17.7
Turkoglu	77	77	2815	423	1025	.413	134	376	.356	314	389	.807	45	365	410	375	218	3	64	204	19	1294	16.8
Nelson	42	42	1309	267	531	.503	82	181	.453	86	97	.887	20	125	145	226	123	1	51	83	3	702	16.7
Alston (TOT)	77	76	2447	316	820	.385	112	331	.338	156	208	.750	33	194	227	406	135	0	108	140	10	900	11.7
Alston (ORL)	29	28	856	123	298	.413	32	101	.317	70	99	.707	8	75	83	148	63	0	51	52	3	348	12.0
Pietrus	54	25	1329	176	426	.413	80	223	.359	78	110	.709	44	132	176	65	126	0	31	56	24	510	9.4
Lee	77	42	1939	243	540	.450	82	203	.404	78	94	.830	18	160	178	91	157	1	76	69	14	646	8.4
Redick	64	5	1111	117	299	.391	67	179	.374	81	93	.871	8	101	109	73	72	0	21	54	1	382	6.0
Johnson	80	12	1481	154	381	.404	52	133	.391	61	81	.753	29	118	147	200	111	0	46	82	5	421	5.3
Bogans	36	15	787	63	175	.360	42	126	.333	21	24	.875	15	96	111	31	61	0	23	19	2	189	5.3
Battie	77	3	1202	158	323	.489	2	9	.222	54	82	.659	92	186	278	31	112	0	26	46	25	372	4.8
Lue (TOT)	44	0	521	71	162	.438	27	62	.435	14	19	.737	6	40	46	60	54	0	8	23	0	183	4.2
Lue (ORL)	14	0	129	17	43	.395	6	17	.353	2	3	.667	0	11	11	14	13	0	2	2	0	42	3.0
Gortat	63	3	794	106	187	.567	1	1	1.000	26	45	.578	96	190	286	14	111	0	18	25	53	239	3.8
Richardson	12	0	93	14	49	.286	6	17	.353	3	6	.500	1	13	14	3	6	0	0	3	0	37	3.1
Cook	21	0	146	23	60	.383	11	25	.440	5	6	.833	6	21	27	4	23	0	3	11	0	62	3.0
Foyle (TOT)	10	0	62	7	11	.636	0	0	---	3	6	.500	9	17	26	1	5	0	0	3	8	17	1.7
Foyle (ORL)	9	0	59	7	11	.636	0	0	---	3	6	.500	9	17	26	1	4	0	0	3	8	17	1.9
MAGIC	82	-	19730	2929	6416	.457	817	2147	.381	1611	2253	.715	819	2728	3547	1593	1664	11	570	1142	439	8286	101.0
OPPONENTS	82	-	19730	2936	6785	.433	444	1297	.342	1421	1882	.755	864	2591	3455	1488	1840	20	564	1072	308	7737	94.4

GAME #	DATE	OPP	STREAK	RESULT	TOTAL	MAGIC HI SCORER	MAGIC HI REBOUNDER	OPP HI SCORER	ATTENDANCE
1	10/29	ATL	L1	85-99	0-1	Howard/22	Howard/15	Johnson/25	17,461*
2	10/31	@ MEM	L2	84-86	0-2	Lewis/23	Howard/14	Gay/29	16,139
3	11/1	SAC	W1	121-103	1-2	Howard/29	Howard/14	Martin/31	16,704
4	11/3	CHI	W2	96-93	2-2	Howard/22	Howard/15	Gooden/21	15,606
5	11/6	PHI	W3	98-88	3-2	Lewis-Turkoglu/20	Howard-Lewis/8	Young/19	16,407
6	11/8	WAS	W4	106-81	4-2	Howard/16	Howard/31	Young/20	16,911
7	11/10	POR	L1	99-106	4-3	Turkoglu/35	Howard/19	Roy/27	14,210
8	11/12	@ OKC	W1	109-92	5-3	Howard/30	Howard/19	Green/25	18,185
9	11/14	@ DAL	W2	102-100	6-3	Lewis/23	Howard/13	J. Howard/25	20,085
10	11/16	@ CHA	W3	90-85	7-3	Turkoglu/20	Howard-Battie/7	Wallace/19	12,639
11	11/18	TOR	W4	103-90	8-3	Three players/22	Howard/9	Bosh/40	16,353
12	11/21	@ IND	W5	100-98	9-3	Howard/24	Howard/17	Daniels/25	14,699#
13	11/22	HOU	L1	95-100	9-4	Nelson/21	Howard/9	Yao/22	17,461*
14	11/24	MIL	W1	108-101	10-4	Howard/24	Howard/13	Jefferson/25	16,245
15	11/26	@ PHI	W2	96-94	11-4	Howard/21	Howard/14	Brand/21	14,985
16	11/27	@ WAS	W3	105-90	12-4	Howard/26	Howard/14	Butler/25	13,295
17	11/29	IND	W4	110-96	13-4	Howard/32	Howard/21	Granger/27	17,172
18	12/1	@ BOS	L1	88-107	13-5	Lewis/30	Howard/15	Pierce/24	18,624
19	12/3	MIN	W1	100-89	14-5	Howard-Lewis/23	Howard/14	Jefferson/19	15,705
20	12/5	OKC	W2	98-89	15-5	Howard/21	Howard/23	Westbrook/19	16,812
21	12/8	@ LAC	W3	95-88	16-5	Howard/23	Howard/22	Davis/27	15,222
22	12/9	@ POR	W4	109-108	17-5	Lewis/27	Lewis/9	Roy/30	20,642
23	12/12	@ PHO	L1	112-113	17-6	Howard/19	Lewis/8	Three players/21	18,422
24	12/13	@ UTA	W1	103-94	18-6	Lewis/27	Lewis/9	Kirilenko-Williams/17	19,911
25	12/15	@ GS	W2	109-98	19-6	Nelson/32	Gortat/13	Biedrins/23	18,844
26	12/18	SAN	W3	90-78	20-6	Nelson/24	Howard/13	Duncan/19	17,461*
27	12/20	LAL	W4	106-103	21-6	Nelson/27	Howard/12	Bryant/41	17,461*
28	12/22	GS	W5	113-81	22-6	Nelson/22	Howard/11	Crawford/18	17,461*
29	12/25	NO	W6	88-68	23-6	Turkoglu/20	Howard/15	West/13	17,461*
30	12/27	@ MIN	W7	118-94	24-6	Turkoglu/26	Lewis-Turkoglu/7	McCants/21	17,003
31	12/29	@ DET	L1	82-88	24-7	Lewis/23	Howard/18	Stuckey/19	22,076
32	12/31	@ CHI	W1	113-94	25-7	Lewis/21	Howard/14	Noah/19	21,861*
33	1/2	MIA	W2	86-76	26-7	Lewis/17	Howard/15	Wade/33	17,461*
34	1/4	@ TOR	L1	102-108	26-8	Howard/39	Howard/8	Parker/26	19,322
35	1/6	WAS	W1	89-80	27-8	Turkoglu/22	Howard/16	Butler/29	16,011
36	1/7	@ ATL	W2	106-102	28-8	Howard/23	Howard/19	Smith/21	13,748
37	1/9	ATL	W3	121-87	29-8	Turkoglu/21	Gortat/11	Law/16	17,461*
38	1/11	@ SAN	W4	105-98	30-8	Howard/24	Howard/14	Parker/31	18,216
39	1/13	@ SAC	W5	139-107	31-8	Howard/25	Howard/15	Martin/30	11,168
40	1/16	@ LAL	W6	109-103	32-8	Nelson/28	Howard/20	Bryant/28	18,997
41	1/17	@ DEN	W7	106-88	33-8	Turkoglu/31	Howard/20	Kleiza/26	19,749
42	1/22	BOS	L1	80-90	33-9	Turkoglu/21	Howard/11	Pierce/27	17,461*
43	1/24	@ MIA	L2	97-103	33-10	Howard/22	Howard/10	Wade/27	19,600
44	1/27	IND	W1	135-111	34-10	Pietrus/27	Howard-Pietrus/10	Ford/23	17,461*
45	1/29	CLE	W2	99-88	35-10	Howard/22	Howard/18	James/23	17,461*
46	2/1	@ TOR	W3	113-90	36-10	Howard/29	Howard/14	Calderon/16	19,800
47	2/2	DAL	L1	95-105	36-11	Howard/35	Howard/11	Nowitzki/29	16,551
48	2/4	LAC	W1	125-96	37-11	Johnson/25	Howard/15	Thornton/27	16,101
49	2/6	@ IND	L1	102-107	37-12	Howard/21	Howard/20	Granger/33	13,559
50	2/8	NJ	W1	101-84	38-12	Howard/30	Howard/16	Harris/28	16,533
51	2/11	DEN	L1	73-82	38-13	Howard/16	Howard/15	Anthony/29	17,461*
52	2/17	CHA	W1	107-102	39-13	Howard/45	Howard/19	Felton/22	17,461*#
53	2/18	@ NO	L1	85-117	39-14	Lewis/17	Howard-Gortat/8	Paul/36	16,651
54	2/20	@ CHA	W1	92-80	40-14	Turkoglu/24	Howard/16	Felton/26	19,244
55	2/22	MIA	W2	122-99	41-14	Howard/32	Howard/17	Wade/50	17,461*
56	2/24	@ CHI	L1	102-120	41-15	Howard/26	Howard/12	Rose/22	21,902
57	2/25	@ NY	W1	114-109	42-15	Turkoglu/33	Howard/21	Robinson/32	19,763
58	2/27	DET	L1	85-93	42-16	Howard/21	Howard/13	Hamilton/31	17,461*
59	2/28	@ PHI	W1	106-100	43-16	Lewis-Turkoglu/23	Howard/8	Miller/23	19,703
60	3/3	PHO	W2	111-99	44-16	Lewis/29	Lewis/12	Richardson/27	17,461*
61	3/6	NJ	W3	105-102	45-16	Howard/26	Howard/15	Harris/25	17,461*
62	3/8	@ BOS	W4	86-79	46-16	Howard/18	Howard/15	Allen/32	18,624
63	3/9	@ DET	L1	94-98	46-17	Howard/27	Howard/14	Hamilton/29	20,039
64	3/11	CHI	W1	107-79	47-17	Battie/18	Gortat/15	Salmons/18	17,461*
65	3/13	@ WAS	W2	112-103	48-17	Pietrus/21	Howard/13	Jamison/36	18,152
66	3/15	UTA	W3	105-87	49-17	Howard/28	Howard/20	Boozer/23	17,461*
67	3/17	@ CLE	L1	93-97	49-18	Alston/23	Howard/15	James/43	20,562
68	3/18	@ MIL	W1	106-80	50-18	Howard/28	Howard/12	Villanueva/17	13,819
69	3/21	NY	W2	110-103	51-18	Lewis/27	Gortat/8	Richardson/33	17,461*
70	3/23	@ NY	W3	106-102	52-18	Howard/29	Howard/14	Robinson/19	19,763
71	3/25	BOS	W4	84-82	53-18	Howard/24	Howard/21	Pierce/26	17,461*
72	3/27	MIL	W5	110-94	54-18	Lewis/19	Gortat/11	Bell-Sessions/19	17,461*
73	3/30	@ MIA	W6	101-95	55-18	Howard/22	Howard/18	Wade/42	19,600
74	4/1	TOR	L1	95-99	55-19	Howard/30	Howard/9	Bosh/24	17,461*
75	4/3	CLE	W1	116-87	56-19	Lewis/22	Howard/11	James/26	17,461*
76	4/4	@ ATL	W2	88-82	57-19	Howard/21	Howard/23	Johnson/21	19,608
77	4/7	@ HOU	L1						




Front Row (L-R): Rashard Lewis #9, Carlos Arroyo #30, J.J. Redick #7, Maurice Evans #1, Jameer Nelson #14, Keyon Dooling #5, Keith Bogans #10, Hedo Turkoglu #15, James Augustine #40.

Back Row (L-R): Team Operations Manager Rodney Powell, Head Coach Stan Van Gundy, Assistant Coach Brendan Malone, Assistant Coach Steve Clifford, Pat Garrity #8, Brian Cook #34, Dwight Howard #12, Adonal Foyle #31, Marcin Gortat #13, Tony Battie #4, Assistant Coach Patrick Ewing, Assistant Coach Bob Beyer, Head Trainer Tom Smith, Athletic Development Specialist Joe Rogowski.

2007/2008 Regular Season Statistics (52-30)

PLAYER	-FIELD GOALS-			-3-POINT FG-			-FREE THROWS-			-REBOUNDS-			AST	PF	DQ	STL	TO	BLK	PTS	AVG			
	G	GS	MIN	FG	FGA	PCT	FG	FGA	PCT	FT	FTA	PCT									OFF	DEF	TOT
Howard	82	82	3088	583	974	.599	0	4	.000	529	897	.590	279	882	1161	110	274	3	74	263	176	1695	20.7
Turkoglu	82	82	3026	556	1219	.456	166	415	.400	324	391	.829	83	388	471	409	244	1	74	246	25	1602	19.5
Lewis	81	81	3076	516	1135	.455	226	553	.409	218	260	.838	97	340	437	196	214	2	99	140	38	1476	18.2
Nelson	69	62	1961	283	603	.469	64	154	.416	125	151	.828	28	215	243	383	167	1	63	141	4	755	10.9
Evans (TOT)	75	47	1721	262	545	.481	81	209	.388	59	83	.711	92	126	218	81	142	0	46	40	10	664	8.9
Evans (ORL)	68	47	1624	253	517	.489	80	202	.396	47	68	.691	88	121	209	69	132	0	41	40	9	633	9.3
Bogans	82	35	2198	241	588	.410	148	409	.362	81	110	.736	42	224	266	104	164	0	59	53	10	711	8.7
Dooling	72	1	1334	198	423	.468	22	65	.338	163	193	.845	7	94	101	133	131	0	36	61	5	581	8.1
Arroyo	62	20	1269	157	348	.451	29	84	.345	87	102	.853	10	103	113	219	85	1	26	77	2	430	6.9
Cook (TOT)	51	2	629	88	234	.376	43	115	.374	19	21	.905	28	81	109	27	93	2	13	39	12	238	4.7
Cook (ORL)	45	0	559	84	213	.394	41	105	.390	15	17	.882	24	75	99	24	87	2	11	35	12	224	5.0
Redick	34	0	276	48	108	.444	17	43	.395	27	34	.794	1	22	23	16	29	0	4	15	0	140	4.1
Ariza	11	0	115	14	31	.452	0	3	.000	8	15	.533	5	19	24	8	9	0	5	5	3	36	3.3
Gortat	6	0	41	8	17	.471	0	0	---	2	3	.667	8	8	16	2	4	0	1	2	1	18	3.0
Garrity	31	0	284	27	80	.338	8	37	.216	4	5	.800	9	35	44	13	35	0	6	17	1	66	2.1
Outlaw	2	0	7	2	3	.667	0	0	---	0	0	---	0	0	0	0	1	0	0	1	0	4	2.0
Foyle	82	0	774	70	153	.458	0	0	---	16	34	.471	71	137	208	18	94	0	16	32	45	156	1.9
Augustine	25	0	149	18	34	.529	0	0	---	4	8	.500	16	14	30	2	18	0	5	6	2	40	1.6
MAGIC	82	-	19780	3058	6446	.474	801	2074	.386	1650	2288	.721	768	2677	3445	1706	1688	10	520	1173	333	8567	104.5
OPPONENTS	82	-	19780	3057	6855	.446	516	1441	.358	1489	1975	.754	900	2519	3419	1764	1898	22	581	1081	344	8119	99.0

GAME #	DATE	OPP	STREAK	RESULT	TOTAL	MAGIC HI SCORER	MAGIC HI REBOUNDER	OPP HI SCORER	ATTENDANCE
1	10/31	MIL	W1	102-83	1-0	Lewis/26	Howard/12	Redd/25	17,519*
2	11/2	DET	L1	92-116	1-1	Lewis/21	Howard/13	Murray/19	17,519*
3	11/3	@ WAS	W1	94-82	2-1	Turkoglu/25	Howard/15	Butler/23	20,173
4	11/6	@ TOR	W2	111-103	3-1	Howard/28	Howard/16	Jefferson/25	12,003
5	11/7	@ NY	W3	105-96	4-1	Lewis-Turkoglu/24	Turkoglu/15	Bosh/26	17,977
6	11/9	@ NY	W4	112-102	5-1	Nelson/24	Nelson/24	Randolph/23	19,763
7	11/10	PHO	L1	96-106	5-2	Howard/33	Howard/18	Barbosa/39	17,519*
8	11/13	SEA	W1	103-76	6-2	Lewis/22	Howard/12	Collison/15	16,101
9	11/14	@ CLE	W2	117-116	7-2	Howard/35	Howard/16	James/39	20,562*
10	11/16	@ NJ	W3	95-70	8-2	Lewis/27	Howard/19	Jefferson/15	15,115
11	11/18	BOS	W4	104-102	9-2	Howard/24	Howard-Turkoglu/6	Pierce/28	17,519*
12	11/19	@ NO	W5	95-88	10-2	Howard/24	Howard/15	Stojakovic/21	11,741
13	11/21	@ SAN	L1	110-128	10-3	Howard/34	Howard/16	Parker/32	18,797
14	11/23	CHA	W1	105-92	11-3	Howard/34	Howard/17	Herrmann/16	17,136
15	11/24	MIA	W2	120-99	12-3	Turkoglu/27	Howard/13	Wade/32	17,519*
16	11/26	@ POR	W3	85-74	13-3	Turkoglu/21	Howard/14	Aldridge/16	15,922
17	11/28	@ SEA	W4	110-94	14-3	Howard/39	Howard/16	Durant/22	12,398
18	11/30	@ PHO	L1	106-110	14-4	Howard/30	Howard/23	Bell/20	18,422
19	12/2	@ LAL	W1	104-97	15-4	Lewis/18	Turkoglu/10	Bryant/28	18,997
20	12/3	@ GS	W2	123-117	16-4	Bogans-Nelson/22	Turkoglu/15	Jackson/25	18,527#
21	12/7	IND	L1	109-115	16-5	Howard/30	Howard/15	Granger/27	17,519*
22	12/10	ATL	L2	87-98	16-6	Turkoglu/22	Howard/18	Smith/25	16,821
23	12/12	@ MIL	L3	86-100	16-7	Howard-Lewis/20	Howard/13	Redd/27	14,617
24	12/14	@ CHA	W1	103-87	17-7	Howard/33	Howard/18	Felton/18	19,109
25	12/15	MEM	L1	119-123	17-8	Howard/31	Howard/20	Gay/32	17,519*
26	12/17	@ DAL	L2	108-111	17-9	Turkoglu/26	Howard/13	Nowitzki/31	20,114
27	12/19	@ HOU	W1	97-92	18-9	Howard/21	Howard/11	Yao/19	18,270
28	12/21	UTA	L1	94-113	18-10	Turkoglu/27	Howard/13	Millsap/28	17,519*
29	12/23	@ BOS	L2	91-103	18-11	Howard/23	Howard/14	Pierce/24	18,624
30	12/26	NY	W1	110-96	19-11	Turkoglu/26	Howard/11	Crawford/29	17,519*
31	12/28	@ MIA	W2	121-114	20-11	Howard/29	Howard/21	Wade/48	19,805#
32	12/29	CHA	W3	104-95	21-11	Turkoglu/28	Howard/21	Richardson/34	17,519*
33	12/31	@ CHI	W4	112-110	22-11	Nelson/22	Howard/22	Gordon/39	22,126#
34	1/2	NJ	L1	95-96	22-12	Turkoglu/23	Howard/13	Carter/18	17,519*
35	1/4	HOU	L2	94-96	22-13	Nelson/20	Turkoglu/11	Yao/26	17,519*
36	1/8	@ SAC	L3	100-104	22-14	Howard/29	Howard/17	Salmone/21	12,831
37	1/9	@ LAC	W1	113-106	23-14	Turkoglu/28	Howard/17	Maggette/27	15,091
38	1/11	@ DEN	L1	103-113	23-15	Lewis/21	Howard/13	Anthony/32	16,718
39	1/12	@ UTA	L2	115-119	23-16	Howard/29	Howard/15	Okur/29	19,911
40	1/15	CHI	W1	102-88	24-16	Lewis/26	Howard/11	Smith/13	15,919
41	1/16	@ CHA	L1	93-99	24-17	Howard/24	Howard/21	Wallace/36	14,279
42	1/19	POR	W1	101-94	25-17	Turkoglu/20	Howard/14	Roy/25	17,519*
43	1/21	DET	W2	102-100	26-17	Turkoglu/26	Bogans-Howard/8	Hamilton/21	17,519*
44	1/23	@ MEM	W3	112-85	27-17	Turkoglu/26	Gay/20	Howard/10	20,212
45	1/25	@ DET	L1	93-101	27-18	Turkoglu/23	Howard/14	Hamilton/32	22,076
46	1/27	BOS	W1	96-93	28-18	Turkoglu/27	Howard/16	Pierce/24	17,519*
47	1/30	MIA	W2	107-91	29-18	Turkoglu/27	Howard/13	Davis/21	17,519*
48	2/1	@ PHI	W3	108-106	30-18	Turkoglu/23	Howard/14	Miller/23	16,513
49	2/2	@ IND	W4	121-115	31-18	Howard/24	Howard/12	Granger/29	13,172
50	2/4	DAL	L1	98-107	31-19	Howard/28	Turkoglu/12	Jo. Howard/28	16,974
51	2/6	NJ	W1	100-84	32-19	Howard/21	Howard/13	Carter/18	16,011
52	2/8	LAL	L1	113-117	32-20	Howard/19	Howard/11	Bryant/36	17,519*
53	2/11	CLE	L2	111-118	32-21	Turkoglu/25	Howard/9	Hughes/40	17,519*
54	2/13	DEN	W1	109-98	33-21	Lewis/25	Howard/24	Anthony/32	17,519*
55	2/19	@ DET	W2	103-85	34-21	Lewis/20	Howard/8	Stuckey/16	22,076
56	2/20	@ TOR	L1	110-127	34-22	Howard/37	Howard/15	Bosh/40	19,800
57	2/22	PHI	W1	115-99	35-22	Turkoglu/31	Howard/18	Iguodala-Miller/25	17,519*
58	2/24	SAC	W2	112-93	36-22	Howard/26	Howard/10	Carter/26	17,519*
59	2/26	@ NJ	W3	102-92	37-22	Lewis-Turkoglu/25	Howard/10	Howard/10	14,847
60	2/27	@ PHI	L1	89-101	37-23	Turkoglu/20	Howard/16	Green-Miller/26	14,124
61	3/1	NY	W1	118-92	38-23	Howard/26	Howard/22	Crawford/23	17,519*
62	3/4	TOR	W2	102-87	39-23	Turkoglu/24	Howard/14	Ford/20	17,519*
63	3/5	@ WAS	W3	122-92	40-23	Howard/20	Howard/11	Jamison/19	17,745
64	3/8	GS	L1	95-104	40-24	Howard/26	Howard/12	Davis/33	17,519*
65	3/10	ATL	W1	123-112	41-24	Howard/26	Howard/16	Johnson/27	15,921
66	3/12	LAC	W2	110-88	42-24	Howard/22	Howard/13	Maggette/22	16,312
67	3/14	@ MIA	W3	103-94	43-24	Nelson/21	Howard/16	Williams/34	19,312
68	3/15	IND	W4	122-111	44-24	Turkoglu/27	Howard/12	Granger/24	17,519*
69	3/17	CLE	W5	104-90	45-24	Howard/23	Howard/13	James/30	17,519*
70	3/19	WAS	L1	86-87	45-25	Turkoglu/39	Howard/14	Jamison/31	16,533
71	3/21	PHI	W1	113-95	46-25	Lewis/18	Howard/12	Williams/18	17,519*
72	3/22	@ ATL	L1	90-98	46-26	Turkoglu/18	Howard/16	Johnson/34	18,825
73	3/25	SAN	L2	97-107	46-27	Howard-Lewis/24	Howard/21	Ginobili/28	17,519*
74	3/28	@ MIL	W1	103-86	47-27	Howard/25	Howard/11	Williams/18	17,531
75	4/1	NO	L1	97-98	47-28	Turkoglu/26	Howard/15	Peterson-Paul/19	17,519*
76	4/5	@ CLE	W1	101-86	48-28	Turkoglu/23	Howard/12	West/19	20,562
77	4/6	@ NY	L1	90-100	48-29	Turkoglu/22	Howard/15	Chandler/23	19,763
78	4/9	CHI	W1	115-83					



Front Row (L-R): Carlos Arroyo #30, J.J. Redick #7, Trevor Ariza #1, Grant Hill #33, Jameer Nelson #14, Travis Diener #34, Keyon Dooling #5, Keith Bogans #10.


Back Row (L-R): Head Coach Brian Hill, Assistant Coach Tom Sterner, Assistant Coach John Kuester, Assistant Coach Randy Ayers, Pat Garrity #8, Bo Outlaw #45, Dwight Howard #12, Darko Milicic #31, Tony Battie #4, James Augustine #40, Hedo Turkoglu #15, Assistant Coach Mark Bryant, Assistant Coach Morlon Wiley, Team Operations Manager Rodney Powell, Head Trainer Tom Smith.

2006/2007 Regular Season Statistics (40-42)

PLAYER	-FIELD GOALS-			-3-POINT FG-			-FREE THROWS-			-REBOUNDS-			AST			PF			DQ			STL			TO			BLK			PTS			AVG		
	G	GS	MIN	FG	FGA	PCT	FG	FGA	PCT	FT	FTA	PCT	OFF	DEF	TOT	AST	PF	DQ	STL	TO	BLK	PTS	AVG													
Howard	82	82	3023	526	873	.603	1	2	.500	390	666	.586	283	725	1008	158	245	3	70	317	156	1443	17.6													
Hill	65	64	2009	342	660	.518	2	12	.167	248	324	.765	53	184	237	138	146	1	61	144	25	934	14.4													
Turkoglu	73	73	2268	345	823	.419	109	281	.388	171	219	.781	57	236	293	233	221	4	70	143	16	970	13.3													
Nelson	77	77	2331	376	875	.430	65	194	.335	183	221	.828	50	186	236	330	225	2	73	184	5	1000	13.0													
Ariza	57	7	1278	200	371	.539	0	7	.000	106	171	.620	98	151	249	65	134	1	59	84	19	506	8.9													
Milicic	80	16	1913	249	548	.454	0	1	.000	141	230	.613	145	292	437	90	219	3	44	124	140	639	8.0													
Dooling	66	2	1435	188	458	.410	31	96	.323	114	141	.809	22	64	86	112	125	0	52	72	15	521	7.9													
Arroyo	72	5	1304	203	478	.425	14	51	.275	132	166	.795	31	103	134	202	131	1	39	90	2	552	7.7													
Battie	66	66	1575	176	360	.489	0	1	.000	52	77	.675	92	252	344	35	185	0	29	61	30	404	6.1													
Redick	42	0	622	80	195	.410	38	98	.388	54	60	.900	10	42	52	36	52	0	12	21	0	252	6.0													
Bogans	59	18	990	99	245	.404	53	137	.387	47	63	.746	16	77	93	59	98	0	28	46	2	298	5.1													
Diener	26	0	288	34	80	.425	18	50	.360	12	15	.800	3	15	18	35	27	0	4	13	0	98	3.8													
Garrity	33	0	277	22	70	.314	11	32	.344	16	18	.889	12	30	42	14	37	0	7	14	0	71	2.2													
Outlaw	41	0	460	34	51	.667	0	0	---	13	22	.591	47	59	106	16	57	0	17	21	6	81	2.0													
Augustine	2	0	7	1	3	.333	0	0	---	0	0	---	1	2	3	2	2	0	0	0	0	2	1.0													
MAGIC	82	-	19780	2875	6090	.472	342	962	.356	1679	2393	.702	920	2418	3338	1525	1904	15	565	1392	416	7771	94.8													
OPPONENTS	82	-	19780	2739	6191	.442	461	1306	.353	1768	2327	.760	865	2217	3082	1609	1921	15	678	1232	376	7707	94.0													

GAME #	DATE	OPP	STREAK	RESULT	TOTAL	MAGIC HI SCORER	MAGIC HI REBOUNDER	OPP HI SCORER	ATTENDANCE
1	11/1	CHI	W1	109-94	1-0	Howard/27	Howard/11	Gordon/24	17,451*
2	11/3	PHI	L1	103-105	1-1	Hill/25	Howard-Turkoglu/9	Iverson/39	17,451*
3	11/5	@ ATL	L2	82-95	1-2	Arroyo/22	Howard/8	Johnson/31	14,896
4	11/6	WAS	W1	106-103	2-2	Arroyo/23	Howard/14	Jamison/29	15,618
5	11/8	SEA	W2	88-87	3-2	Nelson-Turkoglu/18	Howard/10	Allen/21	16,312
6	11/10	@ IND	L1	83-93	3-3	Nelson/19	Howard/14	Harrington/32	18,165
7	11/11	@ MIN	W1	109-98	4-3	Nelson/23	Howard/22	Garnett/28	18,229
8	11/13	@ BOS	W2	92-89	5-3	Nelson/24	Howard/15	Pierce/21	14,379
9	11/15	IND	W3	108-99	6-3	Dooling/25	Howard/8	Anthony/34	15,463
10	11/18	CHA	W4	97-83	7-3	Howard/24	Howard/21	Okafor/26	17,451*
11	11/20	@ MEM	L1	86-95	7-4	Howard/24	Howard/23	Warrick/26	13,147
12	11/22	IND	W1	96-91	8-4	Nelson/22	Howard/11	O'Neal/23	17,451*
13	11/24	@ MIA	W2	107-104	9-4	Hill/22	Howard/12	Wade/33	19,600
14	11/25	ATL	W3	98-79	10-4	Arroyo/15	Howard/11	Johnson-Williams/16	17,451*
15	11/27	@ UTA	W4	88-75	11-4	Howard/21	Howard/16	Boozer/29	16,889
16	11/29	@ SEA	W5	94-84	12-4	Howard/24	Howard/12	Allen/21	14,232
17	12/1	@ POR	W6	91-89	13-4	Howard/18	Howard/16	Randolph/28	13,519
18	12/3	@ LAC	L1	91-116	13-5	Howard/16	Howard/7	Brand/31	17,117
19	12/4	@ SAC	W1	92-89	14-5	Howard/18	Howard/16	Bibby/19	17,317
20	12/6	@ IND	L1	80-94	14-6	Howard/20	Howard/8	Jackson-Harrington/26	15,015
21	12/8	DET	L2	83-87	14-7	Howard/25	Howard/10	Billups/31	17,451*
22	12/9	PHI	W1	86-84	15-7	Howard/28	Howard/12	Igoudala-Webber/19	17,451*
23	12/11	PHO	L1	89-103	15-8	Ariza/19	Battie/8	Stoudemire/30	16,533
24	12/13	TOR	L2	84-91	15-9	Arroyo/22	Howard/13	Bargnani/23	15,417
25	12/14	@ CHA	L3	89-99	15-10	Dooling/20	Howard/12	May/32	17,751
26	12/16	CLE	W1	81-74	16-10	Hill/21	Howard/16	James/29	17,451*
27	12/20	NOK	W2	86-83	17-10	Hill/21	Howard/13	Paul/19	17,020
28	12/22	GS	L1	108-117	17-11	Ariza/23	Howard/13	Davis/38	16,563
29	12/23	@ CLE	L2	83-86	17-12	Howard/17	Howard/13	James/32	20,562
30	12/27	LAL	L3	93-106	17-13	Hill/20	Howard-Milicic/8	Bryant/27	17,451*
31	12/29	@ LAL	L4	111-112	17-14	Three players/20	Howard/12	Arenas/36	20,173
32	12/30	MIA	W1	97-68	18-14	Howard/18	Howard-Ariza/10	Kapono/15	17,451*
33	1/2	LAC	W2	91-86	19-14	Nelson/29	Howard/14	Magette/20	17,262
34	1/5	CHA	W3	106-74	20-14	Howard/22	Howard/12	Carroll/19	17,154
35	1/7	BOS	W4	87-79	21-14	Hill/21	Howard/12	Allen/21	16,868
36	1/10	@ GS	W5	91-76	22-14	Howard/30	Howard/25	Ellis/14	16,877
37	1/12	@ LAL	L1	106-109	22-15	Howard/25	Howard/10	Nash/23	18,997
38	1/13	@ PHO	L2	101-107	22-16	Nelson/26	Hill/8	Nash/23	18,422
39	1/16	@ NOK	L3	78-84	22-17	Howard/17	Howard/15	Pargo/25	17,610#
40	1/19	WAS	L4	93-114	22-18	Hill/24	Howard/13	Jamison/31	17,451*
41	1/20	@ NJ	L5	94-101	22-19	Turkoglu/24	Milicic/10	Carter/27	18,531
42	1/22	@ CLE	W1	90-79	23-19	Hill/22	Howard/13	James/18	20,562
43	1/23	DAL	L1	95-111	23-20	Nelson/23	Howard/14	Nowitzki/33	17,451*
44	1/26	ATL	L2	90-93	23-21	Howard/19	Battie/8	Johnson/39	17,451*
45	1/29	@ ATL	L3	83-93	23-22	Hill/21	Johnson/8	Johnson/34	11,896
46	1/31	MIL	W1	98-73	24-22	Turkoglu/17	Milicic/10	Williams/23	15,831
47	2/2	NJ	W2	119-86	25-22	Turkoglu/22	Battie/10	Carter/25	17,451*
48	2/3	NY	L1	86-94	25-23	Milicic/19	Howard/11	Curry/27	17,451*
49	2/6	@ MIL	L2	111-116	25-24	Howard/21	Howard/11	Patterson/27	13,579
50	2/7	@ TOR	L3	103-113	25-25	Howard/32	Howard/9	Bosh/41	15,157
51	2/9	SAN	W1	106-104	26-25	Nelson/31	Howard/8	Duncan/24	17,451*
52	2/10	@ NJ	L1	78-93	26-26	Howard/25	Howard-Milicic/12	Carter/32	18,657
53	2/14	POR	W1	103-91	27-26	Turkoglu/24	Howard/16	Randolph/28	16,902
54	2/20	@ NY	L1	94-100	27-27	Howard/27	Howard/14	Curry-Crawford/20	19,763
55	2/21	@ DET	L2	88-110	27-28	Howard/26	Howard/15	Hamilton-Webber/18	22,076
56	2/23	DET	L3	89-94	27-29	Howard-Turkoglu/20	Howard/13	Billups/28	17,451*
57	2/25	HOU	L4	93-97	27-30	Hill/21	Howard/16	McGrady/34	17,451*
58	2/26	@ CHI	W1	94-87	28-30	Howard/21	Howard-Milicic/16	Gordon/32	22,031
59	2/28	@ DEN	L1	101-111	28-31	Howard/23	Howard/12	Iverson/34	15,371
60	3/2	@ SAN	L2	74-98	28-32	Turkoglu/22	Howard/9	Ginobili/31	18,797
61	3/3	@ DAL	L3	98-103	28-33	Howard/25	Howard/10	Terry/29	20,468
62	3/5	MIL	W1	99-81	29-33	Turkoglu/25	Howard-Turkoglu/9	Redd/15	16,461
63	3/8	CHI	L1	76-100	29-34	Howard/17	Howard/14	Gordon/25	17,451*
64	3/11	@ HOU	L2	92-103	29-35	Hill/17	Howard/12	Yao/37	18,135
65	3/12	@ CHA	L3	108-119	29-36	Howard/26	Howard/11	Anderson/24	13,762
66	3/14	UTA	W1	101-90	30-36	Howard/31	Howard/15	Boozer/29	17,154
67	3/17	SAC	L1	83-95	30-37	Nelson/23	Howard/12	Martin/20	17,361
68	3/18	@ MIA	W1	97-83	31-37	Turkoglu/20	Howard/11	O'Neal/20	19,600
69	3/21	@ TOR	L1	85-92	31-38	Hill/24	Howard/12	Bosh/34	18,326
70	3/23	NJ	W1	90-82	32-38	Nelson/22	Howard/16	Carter/27	17,451*
71	3/26	@ NY	W2	94-89	33-38	Nelson-Turkoglu/18	Howard/14	Marbury/32	19,763
72	3/28	@ BOS	L1	96-105	33-39	Hill-Turkoglu/20	Howard/14	Pierce/32	16,012##
73	3/30	IND	W1	95-87	34-39	Hill/22	Battie/10	Tinsley/27	17,451*
74	4/1	MIN	L1	104-105	34-40	Hill/23	Howard/19	Davis/36	17,451*#
75	4/4	TOR	L2	108-111	34-41	Turkoglu/37	Howard/15	Bosh/28	16,911
76	4/7	MEM	W1	116-89	35-41	Howard/31	Howard/11	Atkins/18	17,233
77	4/9	@ MIL	W2	117-94	36-41	Turkoglu/25	Howard/11	Ilyasova/18	14,416
78	4/11	@ DET	L1	99-104	36-42	Hill/22	Howard/16	Billups/28	22,076
79	4/14	@ PHI	W1	104-87	37-42	Howard/35	Howard/11	Miller/18	18,588
80	4/15	BOS	W2	88-86	38-42	Turkoglu/20	Howard/14	Jefferson/28	17,451*
81	4/17	@ WAS	W3	95-89	39-42	Turkoglu/26	Howard/12	Jamison/48	15,844
82	4/18	MIA	W4	94-68	40-42	Hill/17	Howard/14	Wright/17	17,451*

*=sellout; #=overtime; ##=double overtime




Front Row (L-R): Video Coordinator Ben Metcalf, Jameer Nelson #14, Carlos Arroyo #30, DeShawn Stevenson #9, Hedo Turkoglu #15, Grant Hill #33, Pat Garrity #8, Stacey Augmon #2, Trevor Ariza #1, Travis Diener #34, Keyon Dooling #5, Assistant Trainer Keon Weise.

Back Row (L-R): Team Operations Manager Rodney Powell, Head Coach Brian Hill, Assistant Coach Tom Sterner, Assistant Coach Randy Wittman, Assistant Coach Randy Ayers, Bo Outlaw #45, Dwight Howard #12, Darko Milicic #31, Tony Battie #4, Mario Kasun #41, Assistant Coach Mark Bryant, Assistant Coach Morlon Wiley, General Manager Otis Smith, Assistant General Manager Dave Twardzik, Head Trainer Ted Arzonico, Assistant Coach for Strength and Conditioning Mick Smith.

2005/2006 Regular Season Statistics (36-46)

PLAYER	G	GS	MIN	-FIELD GOALS-			-3-POINT FG-			-FREE THROWS-			-REBOUNDS-			AST	PF	DQ	STL	TO	BLK	PTS	AVG
				FG	FGA	PCT	FG	FGA	PCT	FT	FTA	PCT	OFF	DEF	TOT								
Francis	46	45	1734	249	575	.433	18	70	.257	231	290	.797	208	734	1022	125	277	1	65	217	115	1292	15.8
Howard	21	17	613	119	243	.490	2	8	.250	78	102	.765	15	65	80	48	50	0	24	35	6	318	15.1
Turkoglu	78	59	2615	398	877	.454	114	283	.403	255	296	.861	70	263	333	216	234	5	70	130	21	1165	14.9
Nelson	62	33	1784	347	719	.483	70	165	.424	141	181	.779	39	141	180	302	174	2	70	148	9	905	14.6
Stevenson	82	82	2648	359	781	.460	2	15	.133	180	242	.744	59	182	241	160	178	2	58	123	17	900	11.0
Dooling	50	7	1137	178	405	.440	13	43	.302	101	121	.835	11	67	78	109	116	1	49	82	4	470	9.4
Battie	82	82	2215	280	552	.507	0	6	.000	89	134	.664	145	312	457	49	250	4	46	88	69	649	7.9
Arroyo (TOT)	77	0	1194	168	378	.444	7	20	.350	106	137	.774	33	97	130	232	119	1	38	83	4	449	5.8
Arroyo (ORL)	27	0	594	111	221	.502	5	14	.357	64	79	.810	9	51	60	77	42	0	19	38	1	291	10.8
Garrity	57	0	938	101	242	.417	50	129	.388	30	37	.811	31	77	108	38	108	0	12	38	9	282	4.9
Milicic (TOT)	55	1	767	119	234	.509	0	2	.000	28	50	.560	44	107	151	41	92	1	14	51	77	266	4.8
Milicic (ORL)	30	1	627	102	201	.507	0	0	---	25	42	.595	34	89	123	32	67	1	11	36	62	229	7.6
Ariza (TOT)	57	10	999	93	226	.412	1	5	.200	77	127	.606	78	140	218	61	100	1	57	62	11	264	4.6
Ariza (ORL)	21	0	290	32	80	.400	0	2	.000	35	50	.700	29	52	81	15	22	0	14	16	2	99	4.7
Cato	23	0	299	31	72	.431	0	0	---	26	35	.743	19	44	63	2	48	0	6	16	10	88	3.8
Diener	23	0	246	29	69	.420	25	57	.439	5	6	.833	4	17	21	16	22	0	7	10	0	88	3.8
Kasun	28	0	213	31	69	.449	0	0	---	18	23	.783	24	36	60	3	69	0	2	15	3	80	2.9
Hardaway (TOT)	4	0	72	4	14	.286	0	1	.000	2	2	1.000	0	10	10	8	7	0	2	6	0	10	2.5
Outlaw	32	0	355	35	58	.603	0	0	---	5	8	.625	31	46	77	14	50	0	10	17	12	75	2.3
Augmon	36	3	385	25	73	.342	0	0	---	21	30	.700	18	35	53	23	40	0	12	11	6	71	2.0
Morris	22	0	192	16	49	.327	0	2	.000	3	3	1.000	6	32	38	4	19	0	6	7	5	35	1.6
MAGIC	82	-	19905	2911	6167	.472	299	796	.376	1663	2277	.730	892	2402	3294	1495	1908	19	532	1240	362	7784	94.9
OPPONENTS	82	-	19905	2870	6327	.454	460	1287	.357	1672	2285	.732	911	2239	3150	1644	1899	18	615	1099	386	7872	96.0

GAME #	DATE	OPP	STREAK	RESULT	TOTAL	MAGIC HI SCORER	MAGIC HI REBOUNDER	OPP HI SCORER	ATTENDANCE
1	11/2	IND	L1	78-90	0-1	Francis/15	Francis/9	O'Neal/19	17,283*
2	11/4	MEM	L2	85-94	0-2	Francis/22	Battie/7	E.Jones/25	14,942
3	11/5	@HOU	L3	79-87	0-3	Howard/17	Howard/11	Arenas/30	20,173
4	11/8	@WAS	W1	76-74	1-3	Francis/27	Howard/11	Yao/17	14,616
5	11/9	@NO/OKLA CIT	W2	88-83	2-3	Francis/24	Howard/13	Claxton/24	18,508
6	11/13	CLE	L1	100-108	2-4	Francis/22	Howard/16	James/26	15,414#
7	11/15	CHA	W1	85-77	3-4	Howard/21	Howard/20	Bogans/18	12,312
8	11/18	@CLE	L1	84-102	3-5	Francis/21	Howard/15	Ilgauskas/22	18,591
9	11/19	NO/OKLA CIT L2		95-98	3-6	Dooling-Turkoglu/22	Howard/17	West/34	14,489
10	11/23	WAS	W1	91-83	4-6	Turkoglu/23	Three players/7	Jamison/25	13,104
11	11/25	POR	W2	104-89	5-6	Nelson/24	Howard/18	Miles/23	12,528
12	11/26	MIA	W3	80-77	6-6	Turkoglu/18	Howard/16	Wade/21	16,619
13	11/28	@BOS	W4	87-83	7-6	Francis/19	Howard/10	Wade/22	14,053
14	11/29	@CHI	L1	76-85	7-7	Turkoglu/20	Howard/19	Deng/21	21,921
15	12/2	@MEM	L2	69-91	7-8	Stevenson/22	Howard-Kasun/6	Miller/25	13,913
16	12/3	@MIL	L3	84-104	7-9	Nelson/20	Howard/17	Redd/30	17,121
17	12/5	SAN	L4	85-110	7-10	Nelson/20	Howard/15	Duncan/26	14,661
18	12/7	CHI	L5	93-102	7-11	Howard/17	Howard/16	Pargo/23	12,702
19	12/10	DEN	W1	94-83	8-11	Stevenson/18	Howard/14	Anthony/23	16,569
20	12/14	@NY	W2	105-90	9-11	Howard/23	Howard/13	Curry/23	17,490
21	12/16	@DAL	L1	103-109	9-12	Hill/28	Howard/10	Nowitzki/31	19,876#
22	12/19	TOR	L2	90-92	9-13	Francis/20	Battie/9	Peterson-Bosh/19	12,511
23	12/21	NJ	L3	85-96	9-14	Francis-Hill/16	Howard/15	Carter/32	13,626
24	12/23	LAL	L4	88-104	9-15	Battie-Hill/8	Francis/28	Bryant/21	17,283*
25	12/26	MIL	W1	108-93	10-15	Francis/21	Howard/14	Ford/19	13,861
26	12/28	NY	W2	105-95	11-15	Hill/26	Battie/10	Curry/29	15,796
27	12/30	MIN	W3	107-87	12-15	Nelson/25	Howard/12	Garnett/29	15,683
28	1/3	@DET	L1	99-108	12-16	Howard/22	Howard/14	Billups/37	22,076
29	1/4	@TOR	L2	97-121	12-17	Nelson/31	Howard/7	Villanueva/24	14,085
30	1/6	@NJ	L3	106-113	12-18	Howard/19	Howard/14	Carter/31	15,332
31	1/7	CHA	W1	108-92	13-18	Howard/19	Battie-Howard/12	Bogans/22	16,059
32	1/10	@LAC	L1	73-90	13-19	Nelson/18	Battie/13	Mobley/18	15,019
33	1/11	@SEA	L2	104-113	13-20	Nelson/32	Howard/18	Lewis/45	16,670
34	1/13	@POR	L3	108-113	13-21	Turkoglu/27	Howard/13	Dixon/25	12,301
35	1/15	@SAC	L4	100-104	13-22	Nelson/29	Howard/19	Bibby/42	17,317
36	1/18	WAS	W1	106-98	14-22	Nelson/22	Battie/11	Jamison/30	13,798
37	1/20	@CHA	W2	104-93	15-22	Turkoglu/22	Howard/21	Bogans/19	16,847
38	1/21	SAC	W3	83-78	16-22	Turkoglu/24	Howard/15	Bibby/17	15,766#
39	1/24	PHO	W4	111-102	17-22	Turkoglu/30	Howard/12	Marion/26	15,791
40	1/26	@PHI	W5	119-115	18-22	Turkoglu/25	Howard/9	Iverson/38	14,115#
41	1/27	@NY	L1	94-97	18-23	Francis/36	Howard/14	Curry/27	19,763
42	1/29	PHI	L2	81-89	18-24	Francis/22	Howard/11	Webber/18	16,896
43	2/1	LAC	L3	94-106	18-25	Francis/21	Howard/15	Brand/35	15,066
44	2/3	@ATL	L4	94-96	18-26	Francis/30	Howard/16	Johnson/23	13,259
45	2/4	BOS	W1	100-91	19-26	Francis-Howard/18	Howard/8	Pierce/37	16,021
46	2/6	@WAS	L1	82-94	19-27	Stevenson/20	Howard/11	Arenas/23	14,251
47	2/8	@MIL	L2	89-94	19-28	Turkoglu/27	Howard/14	Redd/27	14,247#
48	2/10	DET	L3	73-84	19-29	Howard/19	Howard/17	R.Wallace/26	17,283*
49	2/12	@BOS	L4	94-102	19-30	Howard/24	Howard/11	Pierce/31	16,106
50	2/14	@MIA	L5	93-107	19-31	Three players/15	Howard/13	Wade/38	19,600
51	2/15	MIA	L6	100-110	19-32	Battie-Howard/16	Howard/11	Wade/36	17,283*
52	2/21	@CLE	L7	92-105	19-33	Howard/23	Howard/14	James/26	20,562
53	2/22	@NJ	L8	93-96	19-34	Dooling/23	Battie/11	Kidd/28	14,733
54	2/24	SEA	W1	102-89	20-34	Howard/23	Howard/16	Wilkins/21	17,283*
55	2/26	HOU	L1	84-89	20-35	Hill/22	Howard/9	Yao/29	16,727
56	2/28	@LAL	L2	87-102	20-36	Hill/23	Howard/9	Bryant/28	18,997
57	3/1	@GS	L3	94-98	20-37	Stevenson/18	Howard/12	Richardson/25	17,064
58	3/3	@PHO	L4	118-123	20-38	Nelson/24	Milicic/10	Marion/24	18,422
59	3/4	@DEN	L5	94-110	20-39	Hill/19	Howard/11	Anthony/24	19,509
60	3/6	@UTA	L6	85-90	20-40	Howard/18	Howard/14	Okur/22	17,272
61	3/10	CLE	W1	102-73	21-40	Arroyo/17	Battie/13	James/25	17,283*
62	3/11	GS	W2	103-92	22-40	Turkoglu/21	Turkoglu/14	Fisher/20	15,102
63	3/13	@IND	L1	83-97	22-41	Howard/22	Howard/11	Granger-Johnson/21	14,109
64	3/15	UTA	W1	114-108	23-41	Nelson/25	Howard/11	Okur-Boozer/30	15,693#
65	3/17	BOS	W2	84-77	24-41	Nelson/19	Howard/13	Pierce/19	15,702
66	3/19	@ATL	L1	107-108	24-42	Nelson/18	Howard/15	Johnson/40	14,614#
67	3/21	@CHA	L2	102-108	24-43	Turkoglu/24	Howard/15	Wallace/27	15,613
68	3/22	NY	W1	111-87	25-43	Howard/23	Three players/7	Curry/15	15,819
69	3/24	@PHI	W2	102-86	26-43	Nelson/19	Howard/19	Webber/23	20,315
70	3/26	ATL	W3	108-101	27-43	Turkoglu/23	Howard/13	Harrington/20	16,191
71	3/28	@CHI	W4	97-93	28-43	Nelson/24	Howard/11	Nocioni/26	




Front Row (L-R): Assistant Coach for Strength and Conditioning Mick Smith, Head Trainer Ted Arzonico, Equipment Manager/Travel Coordinator Rodney Powell, DeShawn Stevenson #9, Grant Hill #33, Steve Francis #3, Jameer Nelson #14, Stacey Augmon #2, Mark Jones #7, Physical Therapist Vinnie Hudson, Assistant Trainer Keon Weise, Assistant Equipment Manager Jason Rivera.

Back Row (L-R): General Manager/COO John Weisbrod, Interim Head Coach Chris Jent, Brandon Hunter #34, Pat Garrity #8, Kelvin Cato #13, Mario Kasun #41, Dwight Howard #12, Tony Battie #4, Andrew DeClercq #55, Hedo Turkoglu #15, Assistant Coach Clifford Ray, Assistant Coach Morlon Wiley, Assistant Coach Paul Westhead.

2004/2005 Regular Season Statistics (36-46)

PLAYER	G	GS	MIN	-FIELD GOALS-			-3-POINT FG-			-FREE THROWS-			-REBOUNDS-			AST	PF	DQ	STL	TO	BLK	PTS	AVG		
				FG	FGA	PCT	FG	FGA	PCT	FT	FTA	PCT	OFF	DEF	TOT										
Francis	78	78	2978	563	1330	.423	38	127	.299	499	606	.823	126	324	450	547	273	5	112	317	28	1663	21.3		
Hill	67	67	2338	517	1015	.509	3	13	.231	280	341	.821	77	241	318	220	144	1	97	161	28	1317	19.7		
Mobley	23	21	726	128	296	.432	58	125	.464	55	69	.797	11	52	63	42	49	1	23	41	9	369	16.0		
Turkoglu	67	11	1757	328	782	.419	93	245	.380	188	225	.836	62	171	233	153	140	0	41	119	18	937	14.0		
Howard	82	82	2670	352	677	.520	0	2	.000	277	413	.671	287	536	823	75	232	3	77	165	136	981	12.0		
Nelson	79	21	1612	286	628	.455	44	141	.312	73	107	.682	52	141	193	237	199	4	78	117	3	689	8.7		
Stevenson	55	27	1089	174	426	.408	25	67	.373	56	101	.554	38	64	102	69	73	0	16	57	9	429	7.8		
Cato	62	50	1525	160	297	.539	0	0	---	112	143	.783	102	314	416	40	170	1	55	64	82	432	7.0		
Christie (TOT)	52	44	1525	130	332	.392	15	62	.242	70	78	.897	38	139	177	199	106	0	80	104	18	345	6.6		
Christie (ORL)	21	13	529	47	128	.367	5	23	.217	20	22	.909	9	45	54	46	45	0	37	36	5	119	5.7		
Battie	81	32	1894	163	354	.460	0	6	.000	68	94	.723	109	343	452	42	244	3	30	81	81	394	4.9		
Garrity	71	0	955	123	306	.402	49	147	.333	29	33	.879	21	103	124	30	107	0	19	30	9	324	4.6		
Augmon	55	7	663	68	167	.407	0	0	---	57	77	.740	45	54	99	36	83	0	23	31	8	193	3.5		
Barrett (TOT)	38	1	483	45	124	.363	14	52	.269	14	19	.737	11	29	40	69	51	0	19	27	1	118	3.1		
Barrett (ORL)	11	1	169	25	55	.455	5	15	.333	7	9	.778	6	15	21	27	16	0	5	11	1	62	5.6		
Hunter	31	0	224	37	73	.507	0	0	---	21	39	.538	25	44	69	3	42	0	4	22	7	95	3.1		
Kasun	45	0	356	47	98	.480	0	1	.000	24	43	.558	52	76	128	8	86	1	8	26	13	118	2.6		
Jones	10	0	116	9	31	.290	0	4	.000	5	10	.500	6	7	13	6	16	0	5	3	2	23	2.3		
DeClercq	8	0	49	4	9	.444	0	0	---	1	3	.333	7	3	10	0	14	0	2	1	0	9	1.1		
Bradley	8	0	55	3	7	.429	0	0	---	0	0	---	3	11	14	2	4	0	1	2	6	0.8			
MAGIC	82	19705	3034	6679	.454	320	916	.349				1772	2335	.759	1038	2544	3582	1583	1937	19	633	1322	441	8160	99.5
OPPONENTS	82	19705	3081	6826	.451	443	1291	.343				1739	2306	.754	1024	2428	3452	1747	1920	20	698	1190	354	8344	101.8

GAME #	DATE	OPP	STREAK	RESULT	TOTAL	MAGIC HI SCORER	MAGIC HI REBOUNDER	OPP HI SCORER	ATTENDANCE
1	11/3	MIL	W1	93-92	1-0	Francis/26	Howard/10	Redd/19	15,138
2	11/5	@ NO	W2	90-89	2-0	Turkoglu/21	Howard/10	B. Davis/36	14,218
3	11/6	@ CHA	L1	100-111	2-1	Mobley/23	Howard/12	Brezec/20	20,873
4	11/9	DAL	W1	94-84	3-1	Turkoglu/19	Howard/11	Nowitzki/20	13,155
5	11/10	@ WAS	L1	96-106	3-2	Hill/24	Francis-Howard/10	Jamison-Hughes/26	15,042
6	11/12	LAL	W1	122-113	4-2	Francis/32	Howard/15	Bryant/41	17,283*
7	11/14	@ PHI	L1	87-96	4-3	Hill/18	Howard/14	Iverson/29	17,457
8	11/17	UTA	W1	107-92	5-3	Francis/33	Howard/10	Boozer/27	13,386
9	11/20	@ IND	W2	86-83	6-3	Hill/28	Howard/11	F. Jones/31	17,317
10	11/24	POR	L1	83-89	6-4	Turkoglu/27	Cato/11	Randolph/27	13,438
11	11/26	@ ATL	W1	117-99	7-4	Francis/29	Howard/9	Delk-Walker/20	10,947
12	11/27	PHI	W2	105-99	8-4	Hill/29	Howard/10	Iverson/27	16,889
13	11/29	BOS	L1	101-117	8-5	Turkoglu/18	Cato/12	Pierce/24	12,124
14	12/1	TOR	W1	129-108	9-5	Francis/23	Howard/20	Carter/21	12,175
15	12/3	@ NY	W2	104-98	10-5	Mobley/34	Cato/10	Marbury/28	19,763
16	12/4	MEM	W3	96-91	11-5	Hill/23	Cato/18	Gasol/20	14,518
17	12/6	@ DEN	L1	102-115	11-6	Howard-Francis/23	Howard/10	Miller/29	14,912
18	12/8	@ UTA	W1	106-100	12-6	Mobley/26	Howard/11	Boozer/29	17,513
19	12/10	@ GS	W2	113-109	13-6	Francis/36	Battie/15	Richardson/27	15,874
20	12/12	@ LAL	L1	98-105	13-7	Francis/27	Battie/12	Jones-Mihm/25	18,997
21	12/13	@ PHO	L2	100-121	13-8	Hill/23	Howard/18	Richardson/26	14,228
22	12/15	@ SAN	L3	91-94	13-9	Mobley/21	Battie/8	Duncan/24	17,384
23	12/18	DEN	W1	117-95	14-9	Mobley/19	Kasun/10	D. Johnson/18	15,531
24	12/19	@ MIA	L1	107-117	14-10	Francis/31	Howard/9	O'Neal/27	20,128
25	12/22	SAN	W1	93-87	15-10	Francis/29	Battie/10	Duncan/24	16,325
26	12/27	NY	L1	111-119	15-11	Francis/25	Howard/10	Marbury/34	17,283*
27	12/29	MIL	L2	105-111	15-12	Hill/26	Francis/12	Redd/29	14,438
28	1/1	@ CHI	L3	90-105	15-13	Hill/16	Howard/12	Curry/22	20,763
29	1/3	@ TOR	L4	94-105	15-14	Francis/19	Francis/8	Bosh/25	15,782
30	1/5	SEA	W1	105-87	16-14	Francis/35	Battie/12	Allen/30	13,035
31	1/7	CHA	W2	111-91	17-14	Turkoglu/22	Howard/12	Brezec/18	12,564
32	1/8	NJ	W3	104-101	18-14	Hill/22	Howard/13	Kidd/22	16,813
33	1/10	@ BOS	L1	101-119	18-15	Nelson/19	Howard/9	Pierce/18	13,731
34	1/12	@ MIN	W1	87-80	19-15	Turkoglu/26	Cato-Howard/9	Garnett/19	15,532
35	1/14	@ DET	L1	94-101	19-16	Francis/31	Cato/14	Hamilton/26	22,076
36	1/15	@ IND	W1	85-84	20-16	Turkoglu/23	Cato/9	O'Neal/38	16,992
37	1/18	DET	W2	103-101	21-16	Francis/32	Howard/13	Hamilton/26	14,367
38	1/20	HOU	L1	99-108	21-17	Francis/28	Cato/8	McGrady/27	17,283*
39	1/22	PHI	W1	115-111	22-17	Turkoglu/22	Cato-Howard/9	Iverson/38	17,283*
40	1/24	@ HOU	L1	78-89	22-18	Francis/31	Howard/11	Yao/22	18,282
41	1/25	@ MEM	L2	83-95	22-19	Francis-Hill/18	Hill-Howard/8	Swift/18	16,173
42	1/28	WAS	W1	108-101	23-19	Turkoglu/31	Howard/11	Arenas/30	13,824
43	1/29	@ WAS	W2	103-97	24-19	Francis/32	Battie/11	Arenas/37	20,173
44	1/31	@ ATL	L1	79-80	24-20	Francis/24	Howard/11	Delk/17	18,714
45	2/1	CLE	W1	105-102	25-20	Francis/30	Battie/7	Francis/28	15,092
46	2/4	@ BOS	L1	100-112	25-21	Francis/26	Battie/11	LaFrentz/19	16,528
47	2/5	@ CLE	L2	92-101	25-22	Hill/17	Battie/10	James/30	20,562
48	2/8	GS	L3	109-113	25-23	Hill/28	Cato-Howard/8	Richardson/32	12,121
49	2/10	ATL	W1	101-96	26-23	Francis/28	Howard/20	Delk-Walker/25	12,004
50	2/12	@ PHI	L1	99-112	26-24	Francis/32	Francis-Howard/13	Iverson/60	20,389
51	2/13	NO	W1	97-94	27-24	Francis-Turkoglu/22	Howard/10	Dickau/28	12,497
52	2/15	LAC	W2	99-94	28-24	Hill/39	Howard/9	Brand/21	12,577
53	2/22	IND	L1	84-108	28-25	Nelson/15	Howard/8	O'Neal/20	14,512
54	2/26	@ MIA	L2	98-101	28-26	Hill/28	Cato/10	Wade/25	20,043
55	2/27	MIA	L3	103-112	28-27	Hill/34	Nelson/8	Wade/28	17,283*
56	3/2	SAC	W1	114-111	29-27	Francis/29	Howard/16	Stojakovic/28	13,568
57	3/4	NY	W2	111-89	30-27	Hill/29	Howard/15	Marbury/22	16,007
58	3/5	@ NJ	W3	105-81	31-27	Francis/26	Howard/11	Carter/20	16,101
59	3/8	@ CLE	L1	92-111	31-28	Francis/21	Cato/10	Gooden-James/23	18,148
60	3/9	@ TOR	L2	96-106	31-29	Francis/27	Howard/10	Alston/Peterson/16	17,362
61	3/11	MIN	L3	96-101	31-30	Turkoglu/32	Howard/19	Garnett/25	16,326
62	3/13	NJ	L4	82-98	31-31	Hill-Turkoglu/23	Howard/8	Carter/33	14,007
63	3/15	@ SAC	L5	94-105	31-32	Francis/25	Cato/12	Stojakovic/27	17,317
64	3/16	@ LAC	L6	102-110	31-33	Howard/29	Howard/12	Maggette/31	18,054
65	3/18	@ SEA	L7	90-98	31-34	Francis/19	Hill-Howard/7	Allen/38	17,072
66	3/19	@ POR	W1	97-92	32-34	Hill/23	Howard/12	Khryapa/21	15,395
67	3/21	@ CHA	L1	97-102	32-35	Hill/25	Howard/13	Knight/19	10,727
68	3/24	CHA	L2	94-108	32-36	Hill/28	Howard/15	Okafor/23	14,431
69	3/26	PHO	L3	116-118	32-37	Hill/26	Howard/10	Marion/27	17,283*
70	3/28	ATL	W1	109-102	33-37	Francis/30	Howard/11	Childress-J. Smith/14	12,124
71	3/30	TOR	W2	108-96	34-37	Hill/21	Howard/9	Alston/17	12,410
72	4/1	WAS	L1	102-111	34-38	Howard/22	Howard/11	Arenas/31	14,107
73	4/2	@ NJ	W1	103-102	35-38	Francis/33	Battie-Howard/8	Krstic/28	15,342
74	4/5	@ DAL	L1						




Front Row (L-R): Assistant Trainer Keon Weise, Head Trainer Ted Arzonico, Equipment Manager/Travel Coordinator Rodney Powell, Keith Bogans #3, Reece Gaines #22, Tyronn Lue #10, Tracy McGrady #1, DeShawn Stevenson #2, Grant Hill #33, Assistant Coach for Strength and Conditioning Mick Smith, Physical Therapist Vinnie Hudson.

Back Row (L-R): Chief Operating Officer John Weisbrod, General Manager John Gabriel, Head Coach Johnny Davis, Pat Garrity #8, Drew Gooden #0, Sean Rooks #45, Zaza Pachulia #27, Steven Hunter #34, Andrew DeClercq #55, Juwan Howard #5, Desmond Penigar #26, Assistant Coach Mark Hughes, Assistant Coach Paul Pressey, Assistant Coach Paul Westhead.

2003/2004 Regular Season Statistics (21-61)

PLAYER	G	GS	MIN	-FIELD GOALS-			-3-POINT FG-			-FREE THROWS-			-REBOUNDS-			AST	PF	DQ	STL	BLK	PTS	AVG	
				FG	FGA	PCT	FG	FGA	PCT	FT	FTA	PCT	OFF	DEF	TOT								
McGrady	67	67	2675	653	1566	.417	174	513	.339	398	500	.796	95	307	402	370	129	1	93	179	42	1878	28.0
Howard	81	77	2877	529	1169	.453	0	1	.000	318	393	.809	171	399	570	158	284	1	54	178	22	1376	17.0
Gooden	79	17	2134	369	829	.445	9	42	.214	167	262	.637	160	356	516	89	196	2	62	126	72	914	11.6
Stevenson (TOT)	80	78	2444	376	871	.432	19	71	.268	138	204	.676	79	219	298	158	140	0	52	120	17	909	11.4
Stevenson (ORL)	26	24	933	115	285	.404	12	41	.293	49	71	.690	36	84	120	66	54	0	24	40	1	291	11.2
Lue	76	69	2332	309	714	.433	80	209	.383	101	131	.771	26	161	187	317	185	0	61	124	5	799	10.5
Giricek	48	25	1435	188	427	.440	46	113	.407	67	81	.827	37	127	164	80	98	0	41	63	10	489	10.2
Bogans	73	36	1787	183	454	.403	67	187	.358	65	103	.631	106	211	317	98	128	2	46	75	10	498	6.8
Strickland	46	9	915	122	269	.454	10	33	.303	57	76	.750	24	94	118	185	59	0	27	67	7	311	6.8
S. Williams	37	2	525	59	151	.391	25	74	.338	40	45	.889	9	34	43	64	40	0	23	26	1	183	4.9
Harvey	24	1	345	36	89	.404	0	3	.000	26	39	.667	29	43	72	8	44	0	10	22	11	98	4.1
Nailon	8	0	83	11	27	.407	0	0	---	7	9	.778	8	6	14	4	9	0	1	0	0	29	3.6
Pachulia	59	2	664	68	175	.389	0	0	---	58	90	.644	69	105	174	13	87	0	21	34	12	194	3.3
DeClercq	71	53	1211	93	195	.477	0	0	---	44	54	.815	131	186	317	44	217	7	47	54	32	230	3.2
Penigar	10	0	89	14	28	.500	0	0	---	4	4	1.000	6	18	24	3	14	0	2	6	2	32	3.2
Hunter	59	23	789	82	155	.529	0	0	---	23	69	.333	54	116	170	12	101	0	5	29	73	187	3.2
Dial	9	0	86	9	28	.321	2	9	.222	6	8	.750	5	8	13	2	6	0	6	1	0	26	2.9
Rooks (TOT)	55	0	595	54	151	.358	0	1	.000	33	37	.892	24	73	97	29	89	0	14	22	10	141	2.6
Rooks (ORL)	20	0	270	20	57	.351	0	1	.000	21	22	.955	14	33	47	18	41	0	5	7	5	61	3.1
Johnsen	20	4	290	17	59	.288	1	12	.083	7	16	.438	15	30	45	12	28	0	7	14	1	42	2.1
Archibald	1	0	4	1	2	.500	0	0	---	0	2	.000	0	1	1	0	0	0	1	0	0	2	2.0
Gaines	38	1	364	25	86	.291	3	10	.300	16	25	.640	8	31	39	40	22	0	11	18	2	69	1.8
Bateer (TOT)	7	0	40	4	7	.571	0	0	---	0	0	---	5	3	8	1	10	0	1	2	0	8	1.1
Garrity	2	0	22	1	3	.333	0	0	---	0	0	---	0	0	0	1	2	0	0	0	0	2	1.0
MAGIC	82		19830	2904	6768	.429	429	1248	.344	1474	2000	.737	1003	2350	3353	1584	1744	13	547	1123	308	7711	94.0
OPPONENTS	82		19830	3169	6804	.466	491	1301	.377	1458	1964	.742	1072	2570	3642	2004	1691	9	625	1111	450	8287	101.1

GAME #	DATE	OPP	STREAK	RESULT	TOTAL	MAGIC HI SCORER	MAGIC HI REBOUNDER	OPP HI SCORER	ATTENDANCE
1	10/29	@ NY	W1	85-83	1-0	McGrady/26	Howard/10	Van Horn/29	19,763#
2	10/30	NO	L1	98-100	1-1	Gooden/33	Gooden/11	Wesley/28	15,911
3	11/1	DET	L2	85-96	1-2	McGrady/31	Howard-Gooden/10	Hamilton/20	14,588
4	11/3	NY	L3	68-75	1-3	McGrady/19	Howard/10	Ward/15	12,929
5	11/5	CHI	L4	100-106	1-4	McGrady/23	Howard/9	Crawford/29	12,576
6	11/7	MIN	L5	71-100	1-5	Lue/25	Bogans-Gooden/7	Sprewell/22	16,074
7	11/8	@ HOU	L6	86-96	1-6	Howard/22	Hunter/9	Francis/31	18,148
8	11/12	MEM	L7	97-107	1-7	McGrady/36	Gooden/11	Gasol/28	13,208
9	11/14	@ DEN	L8	101-106	1-8	McGrady/51	Howard/13	Boykins-Miller/27	17,133
10	11/15	@ LAC	L9	92-95	1-9	Howard/22	Bogans/12	Richardson/31	17,422
11	11/17	@ UTA	L10	88-90	1-10	McGrady/29	Gooden/9	Kirilenko/25	17,184
12	11/20	@ PHO	L11	89-96	1-11	McGrady/20	DeClercq/9	Marion/16	15,203
13	11/21	@ SAC	L12	92-122	1-12	Giricek/19	Hunter-McGrady/9	Miller/22	17,317
14	11/24	IND	L13	78-89	1-13	Howard/17	Harvey/9	O'Neal/22	13,527
15	11/26	BOS	L14	92-94	1-14	McGrady/24	Howard/10	Pierce/30	13,208
16	11/28	TOR	L15	86-87	1-15	McGrady/31	Howard/11	Carter/20	13,375
17	12/2	NO	L16	91-100	1-16	Giricek/25	McGrady/15	Davis/21	12,264
18	12/3	@ NO	L17	91-106	1-17	McGrady/29	Gooden/12	Davis/27	13,757
19	12/5	SAN	L18	94-105	1-18	McGrady/28	Gooden/15	Duncan/47	15,394
20	12/6	@ DAL	L19	97-110	1-19	McGrady/27	Howard/10	Walker/24	19,843
21	12/8	PHO	W1	105-98	2-19	Gooden/21	McGrady/11	Marion/29	12,584
22	12/10	@ WAS	W2	95-91	3-19	McGrady/27	Howard/9	Hughes/19	14,911
23	12/12	NJ	L1	95-99	3-20	Howard-McGrady/20	Gooden/13	Kittles/22	14,092
24	12/13	@ ATL	W1	105-102	4-20	McGrady/30	Howard/8	Abdur-Rahim/25	13,418
25	12/16	@ CHI	L1	88-102	4-21	McGrady/26	Giricek-Gooden/10	Gill/29	18,111
26	12/17	@ IND	W1	94-90	5-21	McGrady/21	Bogans/12	O'Neal/24	15,458
27	12/19	GS	W2	119-93	6-21	McGrady/29	Gooden/13	Robinson/19	13,461
28	12/21	@ TOR	W3	104-93	7-21	McGrady/29	Gooden/14	Marshall/19	19,800
29	12/22	@ PHI	L1	73-95	7-22	McGrady/20	McGrady/7	Robinson/22	18,827
30	12/25	CLE	W1	113-101	8-22	McGrady/41	Gooden/10	James/34	17,283*#
31	12/26	@ SAN	L1	83-98	8-23	McGrady/24	McGrady/8	Duncan/27	18,797
32	12/29	NY	L2	86-114	8-24	Giricek/21	Howard-Gooden/9	Van Horn/19	17,283*
33	1/2	@ MIA	L3	101-112	8-25	Gooden/29	Gooden/11	Jones/33	15,864
34	1/3	@ MEM	L4	103-112	8-26	DeClercq-Gooden/7	DeClercq/7	Gasol-Miller/17	15,722
35	1/6	@ IND	L5	107-114	8-27	McGrady/43	DeClercq/7	O'Neal/25	15,753
36	1/7	@ BOS	L6	93-101	8-28	McGrady/28	Bogans-Howard/8	James/21	13,286
37	1/9	WAS	W1	103-92	9-28	McGrady/35	DeClercq/13	Hughes/26	13,552
38	1/12	PHI	L1	82-87	9-29	McGrady/32	McGrady/10	Iverson/26	15,474
39	1/14	@ NY	L2	110-120	9-30	McGrady/22	Howard/8	Marbury/26	17,249
40	1/16	BOS	W1	124-118	10-30	McGrady/44	Gooden/8	Pierce/20	14,211#
41	1/17	@ NO	L1	90-91	10-31	McGrady/33	Bogans/9	Smith/17	15,428
42	1/19	MIL	W1	106-99	11-31	McGrady/34	Howard/12	Smith/19	14,574
43	1/21	@ MIL	L1	102-113	11-32	Howard/24	Howard/8	Redd/40	13,455
44	1/23	@ PHI	W1	98-93	12-32	McGrady/33	Howard/13	Iverson/30	20,272
45	1/25	HOU	L1	87-99	12-33	McGrady/31	Howard-Lue/6	Yao/37	14,135
46	1/26	@ CLE	L2	98-99	12-34	McGrady/36	Howard/13	Booster/23	14,382
47	1/28	@ WAS	W1	104-100	13-34	McGrady/39	McGrady/9	Hughes/21	14,799
48	1/29	NJ	L1	79-89	13-35	McGrady/22	McGrady/12	Kidd/33	13,691
49	1/31	LAC	L2	106-115	13-36	Giricek/20	Bogans/8	Janic/23	14,402
50	2/3	@ MIN	L3	100-113	13-37	McGrady/34	Bogans-Howard/8	Garnett/30	14,979
51	2/4	@ TOR	L4	90-110	13-38	Howard/22	Strickland/7	Marshall/32	16,228
52	2/6	@ NJ	L5	99-120	13-39	Howard/24	Pachulia/9	Kidd-Martin/18	13,109
53	2/8	LAL	L6	96-98	13-40	McGrady/35	McGrady/6	O'Neal/20	17,283*
54	2/11	MIA	L7	98-111	13-41	McGrady/24	Gooden/6	Wade/27	12,784
55	2/17	@ MIL	L8	104-127	13-42	McGrady/41	McGrady/8	Redd/27	15,167
56	2/18	UTA	W1	90-77	14-42	McGrady/43	Howard/9	Arroyo/14	13,115
57	2/20	DEN	W2	102-98	15-42	Howard/24	Gooden/12	Anthony/35	15,586
58	2/22	@ DET	W3	87-86	16-42	Howard/20	Gooden/9	Hamilton/23	22,076
59	2/24	POR	L1	91-94	16-43	McGrady/31	Howard/10	Randolph/24	14,081#
60	2/27	CLE	L2	107-112	16-44	McGrady/35	Howard/14	James/30	17,283*#
61	2/28	@ ATL	W1	104-99	17-44	McGrady/30	McGrady/12	Crawford/27	19,445
62	3/1	@ BOS	L1	96-117	17-45	Bogans-McGrady/8	Bogans-McGrady/8	Miller/28	13,636
63	3/3	MIL	L2	97-105	17-46	McGrady/31	McGrady/8	Van Horn/25	12,366




Front Row (L-R): Physical Therapist Vinnie Hudson, Equipment Manager/Travel Coordinator Rodney Powell, Gordan Giricek #7, Jeryl Sasser #5, Pat Garrity #8, Tracy McGrady #1, Darrell Armstrong #10, Jacque Vaughn #11, Chris Whitney #12, Assistant Coach for Strength and Conditioning Mick Smith.

Back Row (L-R): Trainer Ted Arzonico, Chief Operating Officer John Weisbrod, General Manager John Gabriel, Head Coach Doc Rivers, Pat Burke #31, Drew Gooden #9, Shawn Kemp #40, Andrew DeClercq #55, Steven Hunter #34, Grant Hill #33, Olumide Oyedele #00, Assistant Coach Mark Hughes, Assistant Coach Paul Pressey, Assistant Coach Dave Wohl, Assistant Coach Johnny Davis.

2002/2003 Regular Season Statistics (42-40)

PLAYER	G	GS	MIN	-FIELD GOALS-			-3-POINT FG-			-FREE THROWS-			-REBOUNDS-			AST	PF	DQ	STL	TO	BLK	PTS	AVG
				FG	FGA	PCT	FG	FGA	PCT	FT	FTA	PCT	OFF	DEF	TOT								
McGrady	75	74	2954	829	1813	.457	173	448	.386	576	726	.793	121	367	488	411	156	0	124	195	59	2407	32.1
Miller	49	39	1826	296	708	.418	87	256	.340	127	150	.847	40	246	286	139	139	1	36	99	16	806	16.4
Hill	29	29	843	151	307	.492	1	4	.250	118	144	.819	40	166	206	122	46	0	28	84	13	421	14.5
Gooden (TOT)	70	47	1873	355	777	.457	14	48	.292	151	212	.712	163	292	455	83	172	2	53	150	35	875	12.5
Gooden (ORL)	19	18	544	100	201	.498	0	2	.000	59	80	.738	58	102	160	20	51	1	15	45	13	259	13.6
Giricek (TOT)	76	62	2148	350	803	.436	85	249	.341	150	183	.820	36	202	238	137	159	0	52	145	8	935	12.3
Giricek (ORL)	27	27	961	143	325	.440	39	119	.328	62	76	.816	18	112	130	67	55	0	30	51	2	387	14.3
Garrity	81	53	2584	312	744	.419	161	407	.396	83	100	.830	72	234	306	121	255	1	62	77	20	868	10.7
Armstrong	82	23	2350	263	643	.409	78	232	.336	165	188	.878	91	204	295	323	167	1	135	160	13	769	9.4
Whitney (TOT)	51	21	1052	124	349	.355	50	164	.305	57	69	.826	3	64	67	145	92	1	29	71	2	355	7.0
Whitney (ORL)	22	1	290	30	88	.341	7	36	.194	11	12	.917	2	19	21	21	15	0	12	16	1	78	3.5
Kemp	79	55	1633	211	505	.418	0	1	.000	115	155	.742	147	304	451	55	239	2	66	102	33	537	6.8
Vaughn	80	48	1686	184	411	.448	8	34	.235	97	125	.776	26	92	118	232	169	1	64	97	2	473	5.9
Grant	5	1	85	13	25	.520	0	0	---	0	0	---	2	6	8	7	5	0	3	1	0	26	5.2
DeClercq	77	21	1327	149	279	.534	0	0	---	67	104	.644	142	197	339	52	258	5	39	84	36	365	4.7
Burke	62	8	783	113	296	.382	1	7	.143	40	58	.690	57	89	146	23	99	1	19	47	25	267	4.3
Hunter	33	5	447	56	103	.544	0	0	---	18	44	.409	38	55	93	6	56	0	9	15	36	130	3.9
Sasser	75	4	1025	64	207	.309	13	44	.295	53	78	.679	64	120	184	65	91	0	45	39	12	194	2.6
Humphrey	35	1	322	23	85	.271	0	0	---	18	28	.643	30	39	69	7	57	1	4	21	16	64	1.8
Oyedele	27	3	145	10	23	.435	0	0	---	7	11	.636	10	40	50	5	30	0	5	5	3	27	1.0
MAGIC	82	19805	2947	6763	.436	568	1590	.357	1616	2079	.777	958	2392	3350	1676	1888	14	696	1177	300	8078	98.5	
OPPONENTS	82	19805	3007	6602	.455	405	1211	.334	1648	2150	.767	970	2596	3566	1837	1823	15	643	1341	411	8067	98.4	

GAME #	DATE	OPP	STREAK	RESULT	TOTAL	MAGIC HI SCORER	MAGIC HI REBOUNDER	OPP HI SCORER	ATTENDANCE
1	10/29	PHI	W1	95-88	1-0	McGrady/31	Armstrong-Kemp/7	McKie-Van Horn/19	15,225
2	10/30	@ MIA	W2	100-86	2-0	McGrady/24	Miller/7	Allen-Best/22	16,500
3	11/1	@ MIN	L1	105-111	2-1	Hill/27	Miller/8	Garnett/23	14,117
4	11/2	@ MIL	L1	100-90	3-1	McGrady/47	Garrity/15	Redd/17	16,713
5	11/5	SAC	W2	125-121	4-1	McGrady/41	Burke-McGrady/8	B. Jackson/26	14,292
6	11/8	SEA	W3	105-98	5-1	Hill/28	McGrady-Kemp/7	Payton/21	14,583
7	11/10	LAC	L1	117-120	5-2	McGrady/32	Hill/9	Miller/29	13,571
8	11/12	TOR	L2	109-115	5-3	McGrady/38	Hill/9	A. Williams/32	13,402
9	11/14	@ LAC	W1	101-80	6-3	McGrady/35	Armstrong/10	Maggette-Olowokandi/16	17,654
10	11/16	@ GS	L1	92-135	6-4	McGrady/33	Kemp/7	Murphy/24	16,431
11	11/17	@ SAC	L2	99-101	6-5	McGrady/36	McGrady/14	Webber/24	17,317
12	11/19	@ SEA	W1	101-84	7-5	McGrady/41	McGrady/12	Lewis/23	13,655
13	11/20	@ POR	L1	84-98	7-6	McGrady/33	McGrady/8	Anderson-Wallace/26	18,153
14	11/22	@ IND	L2	70-106	7-7	Vaughn/14	Burke/11	Artis/15	17,036
15	11/24	MIA	W1	77-75	8-7	Miller/31	Miller/19	C. Butler/18	13,308
16	11/27	LAL	W2	112-102	9-7	McGrady/38	Hill/10	Bryant/38	17,283*
17	11/30	ATL	W3	117-92	10-7	McGrady/28	Garrity-Hill/9	Glover/18	13,502
18	12/2	BOS	L1	97-102	10-8	McGrady/25	Hill/13	Pierce/27	13,302
19	12/4	@ NY	W1	87-85	11-8	Miller/23	Hill/15	Houston/31	18,215
20	12/6	WAS	W2	88-78	12-8	McGrady/27	Hill/10	Stackhouse/23	17,283*
21	12/7	@ NJ	L1	88-121	12-9	Hill/20	Miller/7	Jefferson/19	14,623
22	12/9	@ BOS	L2	109-114	12-10	McGrady/31	Hill/14	Pierce/30	14,638#
23	12/10	@ CHI	L3	87-107	12-11	McGrady/26	McGrady/10	Rose/28	17,181
24	12/13	GS	W1	111-85	13-11	McGrady/36	Burke/8	Jamison/25	13,505
25	12/15	@ LAL	L1	84-107	13-12	McGrady/21	Hill/8	O'Neal/30	18,997
26	12/16	@ PHO	L2	84-87	13-13	Garrity/21	Sasser/11	Marion/19	13,112
27	12/18	@ UTA	W1	97-90	14-13	Garrity/24	Kemp/12	Kirilenko-Harpring/17	18,887
28	12/20	@ DEN	W2	89-80	15-13	Garrity-Kemp/17	Hill/10	Howard/20	15,497
29	12/23	MIL	L1	103-108	15-14	Miller/29	Kemp/14	Allen/35	13,503
30	12/25	DET	W1	104-99	16-14	McGrady/46	Hill/15	Hamilton/22	13,725
31	12/27	@ MEM	L1	86-99	16-15	McGrady/35	McGrady/8	Giricek/18	19,047
32	12/28	BOS	W1	101-95	17-15	McGrady/25	DeClercq/12	Pierce/34	16,247
33	12/30	WAS	W2	112-95	18-15	McGrady/32	Miller-Oyedele/7	Jordan/21	17,283*
34	1/3	@ NO	L1	89-100	18-16	McGrady/40	DeClercq/8	Mashburn/29	15,270
35	1/4	NJ	L2	83-88	18-17	McGrady/30	McGrady/11	Martin/19	15,595
36	1/6	NY	W1	103-100	19-17	McGrady/28	DeClercq/10	Sprewell/28	12,135
37	1/8	HOU	L1	81-91	19-18	McGrady/27	DeClercq-Miller/6	Yao/23	14,057
38	1/10	IND	L2	97-101	19-19	McGrady/23	Kemp/9	O'Neal/21	14,233#
39	1/12	@ PHI	W1	107-105	20-19	McGrady/30	McGrady/7	Iverson/32	20,245
40	1/13	DET	L1	86-101	20-20	McGrady/24	Kemp/8	Hamilton/27	13,611
41	1/16	@ WAS	L2	93-108	20-21	McGrady/31	Garrity/7	Jordan/32	20,173
42	1/19	@ TOR	W1	101-93	21-21	McGrady/35	McGrady/11	Peterson/25	19,800
43	1/21	@ CLE	W2	103-94	22-21	McGrady/35	McGrady/11	Ilgauskas/35	9,675
44	1/22	CHI	W3	94-91	23-21	McGrady/31	Garrity/9	Sasser/8	13,262
45	1/24	PHO	L1	107-110	23-22	McGrady/33	Miller/11	Marion/29	14,707
46	1/26	@ BOS	L2	83-91	23-23	Sasser/26	Sasser/10	Pierce/27	18,624
47	1/29	CLE	W1	113-108	24-23	McGrady/31	McGrady/12	Ilgauskas/22	12,632
48	1/31	SAN	L1	108-109	24-24	McGrady/35	DeClercq/9	Duncan/23	15,654
49	2/2	@ ATL	L2	89-97	24-25	McGrady/38	Kemp/14	Abdur-Rahim/23	18,233
50	2/4	POR	L3	89-96	24-26	McGrady/24	McGrady/9	Pippen/25	13,532
51	2/11	NJ	W1	92-83	25-26	McGrady/32	McGrady/8	Kidd/19	14,549
52	2/13	@ DET	L1	88-98	25-27	McGrady/35	McGrady/11	Hamilton/29	20,333
53	2/14	@ PHI	L2	98-99	25-28	McGrady/37	Miller/7	Coleman/22	20,789
54	2/16	@ TOR	L3	97-99	25-29	McGrady/36	McGrady/12	A. Williams/22	19,800
55	2/18	NO	W1	99-94	26-29	McGrady-Miller/24	DeClercq/8	Mashburn/20	13,847
56	2/21	CHI	W2	110-96	27-29	McGrady/52	Gooden/11	Williams/20	17,156
57	2/23	@ NJ	W3	113-105	28-29	McGrady/46	McGrady/10	Martin/27	20,049
58	2/25	DAL	W4	98-93	29-29	McGrady/26	Gooden/10	Mowitzki/26	16,009
59	2/28	@ NY	L1	110-118	29-30	McGrady/34	Gooden/18	Sprewell/28	19,763#
60	3/2	@ CLE	W1	102-76	30-30	McGrady/28	Gooden/14	Davis-Wagner/14	10,902
61	3/3	@ CHI	W2	104-89	31-30	McGrady/26	Gooden/10	Rose/24	19,178
62	3/5	MIL	W3	111-99	32-30	McGrady/48	Gooden/16	Payton-Redd/16	14,142
63	3/7	NY	L1	102-111	32-31	McGrady/37	Kemp/9	Sprewell/33	17,283*
64	3/9	DEN	W1	111-98	33-31	McGrady/43	Kemp-Sasser/8	Howard/19	15,755
65	3/11	@ WAS	L1	105-106	33-32	McGrady/43	Gooden/7	Stackhouse/31	20,173
66	3/12	UTA	L2	108-111	33-33	McGrady/32	Garrity/8	Malone/40	14,634
67	3/15	NO	W1	96-86	34-33	McGrady/34	Gooden/11	Wesley/24	15,601
68	3/19	MIA	W2	109-93	35-33	McGrady/36	Three players/6	C. Butler/20	14,242
69	3/21	CLE	W3	109-85	36-33	McGrady/39	Kemp/8	Palacio/15	15,548
70	3/23	@ MIA	W4	96-74	37-33	McGrady/37	McGrady/7	C. Butler/19	16,500
71	3/24	MEM	L1	104-110	37-34	McGrady/34	McGrady/7	Gasol/26	13,523
72	3/26</								



Front Row (L-R): Equipment Manager/Travel Coordinator Rodney Powell, Mike Miller #50, Jeryl Sasser #5, Jud Buechler #30, Monty Williams #3, Darrell Armstrong #10, Tracy McGrady #1, Pat Garrity #8, Troy Hudson #11, Dee Brown #7, Assistant Coach for Strength and Conditioning Mick Smith.

Back Row (L-R): Trainer Ted Arzonico, General Manager John Gabriel, Chief Operating Officer John Weisbrod, President/CEO Bob Vander Weide, Don Reid #52, Horace Grant #54, Patrick Ewing #6, Andrew DeClercq #55, Steven Hunter, #34, Grant Hill #33, Assistant Coach Johnny Davis, Head Coach Doc Rivers, Assistant Coach Paul Pressey, Assistant Coach Dave Wohl, Assistant Coach Tom Sterner.

2001/2002 Regular Season Statistics (44-38)

PLAYER	-FIELD GOALS-			-3-POINT FG-			-FREE THROWS-			-REBOUNDS-			-ASSISTS-			-STEALS-			-BLOCKS-			PTS		AVG
	G	GS	MIN	FG	FGA	PCT	FG	FGA	PCT	FT	FTA	PCT	OFF	DEF	TOT	AST	PF	DQ	STL	TO	BLK	PTS		
McGrady	76	76	2912	715	1586	.451	103	283	.364	415	555	.748	150	447	597	400	139	1	119	189	73	1948	25.6	
Hill	14	14	512	83	195	.426	0	2	.000	69	80	.863	29	96	125	64	40	2	8	37	4	235	16.8	
Miller	63	53	2123	351	802	.438	116	303	.383	138	181	.762	49	224	273	198	145	0	47	108	23	956	15.2	
Armstrong	82	79	2730	347	828	.419	139	398	.349	182	205	.888	83	236	319	453	166	2	157	175	10	1015	12.4	
Hudson	81	4	1854	354	815	.434	66	187	.353	176	201	.876	30	115	145	255	119	0	57	163	6	950	11.7	
Garrity	80	43	2406	327	767	.426	169	396	.427	61	73	.836	77	261	338	99	230	1	61	68	28	884	11.1	
Grant	76	76	2210	264	515	.513	0	0	---	80	111	.721	159	322	481	104	118	0	57	51	49	608	8.0	
Williams	68	19	1284	198	362	.547	0	4	.000	88	134	.657	80	155	235	96	134	1	49	86	17	484	7.1	
Ewing	65	4	901	148	333	.444	0	1	.000	94	134	.701	60	203	263	35	129	0	22	65	45	390	6.0	
Jackson	9	0	144	15	37	.405	7	20	.350	2	4	.500	1	16	17	8	13	0	5	8	0	39	4.3	
Hunter	53	21	516	67	147	.456	0	0	---	55	94	.585	40	57	97	5	81	0	5	16	43	189	3.6	
Outlaw	10	0	160	13	21	.619	0	0	---	8	18	.444	15	14	29	5	23	0	9	11	9	34	3.4	
Reid	68	5	714	90	190	.474	0	0	---	44	68	.647	65	111	176	27	180	2	20	54	44	224	3.3	
DeClercq	61	14	633	67	149	.450	0	0	---	28	50	.560	74	89	163	22	130	0	23	34	24	162	2.7	
Buechler(TOT)	66	2	684	44	118	.373	21	60	.350	29	87	.116	32	53	0	21	15	8	11	15	8	111	1.7	
Buechler(ORL)	60	2	630	42	112	.375	19	54	.352	2	4	.500	27	81	108	29	46	0	20	14	8	105	1.8	
Sasser	7	0	36	3	14	.214	0	0	---	4	5	.800	3	4	7	2	3	0	3	2	0	10	1.4	
Brown	7	0	65	3	20	.150	1	12	.083	0	0	---	0	9	9	2	4	0	3	4	1	7	1.0	
MAGIC	82		19830	3087	6893	.444	620	1660	.373	1446	1917	.754	942	2440	3382	1804	1700	9	665	1119	384	8240	100.5	
OPPONENTS	82		19830	3116	6828	.456	409	1161	.352	1470	1994	.737	1086	2633	3719	1930	1740	17	659	1292	384	8111	98.9	

GAME #	DATE	OPP	STREAK	RESULT	TOTAL	MAGIC HI SCORER	MAGIC HI REBOUNDER	OPP HI SCORER	ATTENDANCE
1	10/30	TOR	W1	114-85	1-0	McGrady/23	Ewing/8	Childs/13	16,088
2	11/2	@ IND	L1	107-117	1-1	Armstrong/23	Hill/15	Rose/24	18,345
3	11/3	@ CLE	W1	99-69	2-1	McGrady/22	Hill/11	Miller/20	16,930
4	11/5	SEA	L1	119-123	2-2	Hill/28	Grant/10	Lewis/36	13,723##
5	11/6	@ SAN	L2	89-104	2-3	McGrady/20	Hill/16	Duncan/26	15,927
6	11/9	SAC	W1	115-105	3-3	McGrady/44	McGrady/13	Stojakovic/13	17,248*
7	11/11	@ LAL	L1	95-108	3-4	McGrady/22	Ewing/13	O'Neal/38	18,997
8	11/12	@ UTA	L2	98-105	3-5	Armstrong/18	Hill/10	Malone/29	18,135
9	11/14	@ PHO	W1	93-92	4-5	McGrady/24	Ewing/15	Marbury/25	17,393
10	11/15	@ DEN	W2	101-82	5-5	Hill/23	Hill/11	Bowen/14	12,015
11	11/17	@ MIN	L1	95-103	5-6	McGrady/25	Hill/7	Garnett-Smith/21	19,479
12	11/21	MIN	W1	117-106	6-6	McGrady/39	Hill-McGrady/7	Smith/26	15,014
13	11/23	@ CHA	W2	109-99	7-6	McGrady/24	Grant/10	Davis/27	12,097
14	11/24	CHA	L1	101-103	7-7	Miller/32	Grant/9	Campbell/23	14,003
15	11/26	DET	L2	100-105	7-8	McGrady/24	Hill/8	Robinson/30	12,510
16	11/29	BOS	L3	89-99	7-9	McGrady/22	Buechler/12	Walker/33	14,519
17	12/1	@ WAS	W1	96-87	8-9	McGrady/26	Ewing/12	Hamilton/21	20,874
18	12/3	MEM	W2	113-71	9-9	Miller/26	Grant-McGrady/8	Swift/13	12,340
19	12/5	CHI	W3	102-74	10-9	Miller/21	Grant-Garrity/6	Mercer/15	13,023
20	12/7	ATL	W4	129-94	11-9	McGrady/32	Buechler/McGrady/7	Terry/21	13,541
21	12/8	@ ATL	L1	104-107	11-10	McGrady/40	McGrady/11	Terry/28	14,836
22	12/10	@ LAC	L2	92-100	11-11	McGrady/47	McGrady/11	Maggette/21	18,964
23	12/11	@ SAC	L3	100-112	11-12	McGrady/21	Miller/9	Weber/24	17,317
24	12/13	@ GS	W1	105-100	12-12	McGrady/40	McGrady/7	Jamison/25	16,072
25	12/15	@ POR	L1	106-117	12-13	McGrady/36	Grant/8	Wallace/37	18,643
26	12/16	@ SEA	L2	91-114	12-14	Miller/23	Miller/8	Payton/26	14,753
27	12/19	UTA	W1	98-90	13-14	Armstrong/24	Grant/8	Malone/28	14,040
28	12/21	WAS	L1	75-93	13-15	Miller/14	Ewing/12	Davis/19	17,248*
29	12/22	@ DAL	L2	80-102	13-16	Miller/20	Grant/11	Hardaway/18	19,920
30	12/26	IND	L3	82-89	13-17	McGrady/31	Grant/10	Harrington/23	15,039
31	12/28	DET	W1	87-78	14-17	Armstrong/21	Ewing/9	Wallace/16	15,146
32	12/30	@ NY	W2	94-90	15-17	McGrady/29	McGrady/11	Sprewell/28	19,763
33	1/2	@ BOS	L1	94-110	15-18	Garrity/19	Grant/7	Walker/30	15,003
34	1/4	@ NJ	W1	109-96	16-18	McGrady/35	Grant-McGrady/7	Kidd/24	14,770
35	1/5	GS	W2	118-109	17-18	Hudson/26	Grant/11	Jamison/27	15,017
36	1/7	BOS	W3	98-87	18-18	Miller/27	Grant-Miller/9	Pierce/20	13,273
37	1/9	@ PHI	W4	102-91	19-18	McGrady/26	McGrady/10	Iverson/27	20,496
38	1/11	POR	L1	84-92	19-19	McGrady/17	Grant-Miller/7	Stoudamire/25	14,752
39	1/12	NJ	L2	85-91	19-20	Garrity-McGrady/17	McGrady/12	Harris/20	14,555
40	1/14	DAL	W1	113-87	20-20	McGrady/26	McGrady-Williams/8	Howard/26	13,237
41	1/18	@ MIL	L1	110-115	20-21	Miller/25	Armstrong-Grant/6	Allen/28	18,486
42	1/19	@ MEM	W1	119-103	21-21	McGrady/25	McGrady/10	Gasol/26	17,344
43	1/22	ATL	W2	100-86	22-21	Garrity/23	McGrady/9	Vaughn-Mottola/14	12,474
44	1/24	MIA	W3	92-87	23-21	Armstrong/18	McGrady/11	Jones/28	15,021
45	1/27	@ TOR	L1	97-106	23-22	McGrady/27	McGrady/10	O'Carroll/32	19,800
46	1/30	LAL	L2	93-111	23-23	Garrity-McGrady/22	McGrady/10	Carter/30	17,248*
47	2/1	@ DET	W1	85-83	24-23	Miller/18	McGrady/9	Stackhouse/18	19,627
48	2/3	SAN	L1	98-105	24-24	McGrady/26	McGrady/17	Duncan/29	15,072#
49	2/5	CLE	W1	106-98	25-24	McGrady/29	McGrady-Miller/8	Person/21	15,118
50	2/12	NY	W2	122-114	26-24	McGrady/36	McGrady/7	Thomas/23	14,257
51	2/13	@ MIA	L1	95-112	26-25	McGrady/26	Garrity/5	Jones/24	16,500
52	2/16	@ HOU	W1	109-100	27-25	McGrady/39	McGrady/12	Francis-Mobley/27	13,050
53	2/21	LAC	W2	119-102	28-25	McGrady/22	Grant/11	Brand/19	14,143
54	2/23	PHI	W3	105-87	29-25	Miller/25	McGrady-Miller/11	Iverson/32	17,248*
55	2/24	@ CLE	L1	96-111	29-26	Hudson/24	Ewing/7	Davis/27	16,092
56	2/26	@ CHI	W1	112-97	30-26	McGrady/25	Ewing/10	Rose/24	20,137
57	2/27	@ TOR	W2	90-85	31-26	McGrady/24	Garrity/9	Carter/22	19,800
58	3/1	@ DET	L1	102-110	31-27	McGrady/29	Grant/8	Robinson/24	22,076
59	3/3	@ WAS	L2	102-107	31-28	McGrady/30	Three players/8	Alexander/32	20,674#
60	3/5	@ IND	L3	98-111	31-29	Garrity/18	McGrady/11	Tinsley/30	15,697
61	3/6	@ BOS	L4	110-130	31-30	McGrady/17	Williams-Miller/6	Pierce/22	13,399
62	3/8	WAS	W1	99-96	32-30	McGrady/50	McGrady/10	Hamilton/26	17,248*
63	3/10	TOR	W2	92-79	33-30	McGrady/22	Garrity/7	Carter/17	16,171
64	3/13	PHO	W3	119-114	34-30	McGrady/35	Garrity-Grant/9	Marbury/31	14,771#
65	3/15	DEN	W4	124-102	35-30	McGrady/30	McGrady/7	Howard/20	15,174
66	3/17	@ PHI	W5	105-103	36-30	McGrady/39	McGrady/8	Iverson/39	20,899
67	3/19	MIL	W6	101-91	37-30	McGrady/48	Grant-McGrady/12	Cassell/23	16,512
68	3/22	CHA	L1	92-106	37-31				




Front Row (L-R): Trainer Assistant Damon Moore, Equipment Manager/Travel Coordinator Rodney Powell, Mike Miller #50, Dee Brown #7, Cory Alexander #2, Monty Williams #3, Darrell Armstrong #10, Tracy McGrady #1, Troy Hudson #11, Bo Outlaw #45, Assistant Coach for Strength and Conditioning Mick Smith, Strength and Conditioning Assistant Mac Calloway.

Back Row (L-R): Assistant Equipment Manager Jason Rivera, Trainer Ted Arzonico, Senior Vice President Julius Erving, General Manager John Gabriel, Chief Operating Officer John Weisbrod, Don Reid #52, Pat Garrity #8, John Amaechi #13, Michael Doleac #51, Andrew DeClercq #55, Grant Hill #33, Assistant Coach Paul Pressey, Head Coach Doc Rivers, Assistant Coach Dave Wohl, Assistant Coach Johnny Davis, Assistant Coach Tom Sterner.

2000/2001 Regular Season Statistics (43-39)

PLAYER	G	GS	MIN	-FIELD GOALS-			-3-POINT FG-			-FREE THROWS-			-REBOUNDS-			AST	PF	DQ	STL	BLK	PTS	AVG	
				FG	FGA	PCT	FG	FGA	PCT	FT	FTA	PCT	OFF	DEF	TOT								
McGrady	77	77	3087	788	1724	457	59	166	355	430	587	733	192	388	580	352	160	0	116	198	118	2065	26.8
Armstrong	75	75	2767	413	1002	412	143	403	355	220	249	884	94	249	343	524	155	2	135	200	13	1189	15.9
Hill	4	4	133	19	43	442	1	1	1,000	16	26	615	8	17	25	25	9	0	5	11	2	55	13.8
Miller	82	62	2390	368	845	436	148	364	407	91	128	711	66	261	327	140	200	2	51	97	19	975	11.9
Garrity	76	1	1579	223	576	387	97	224	433	85	98	867	51	159	210	51	241	3	40	68	15	628	8.3
Amaechi	82	36	1710	237	592	400	0	7	000	176	279	631	77	191	268	74	175	1	28	124	29	650	7.9
Outlaw	80	69	2534	226	368	614	1	2	500	129	225	573	211	408	619	225	241	4	105	141	137	582	7.3
Brown	7	0	155	16	44	364	12	32	375	4	5	800	0	11	11	12	10	0	4	7	0	48	6.9
Doleac	77	21	1398	220	527	417	0	3	000	50	59	847	70	203	273	65	239	10	37	59	41	490	6.4
Williams	82	0	1211	162	364	445	1	13	077	85	133	639	86	157	243	79	136	1	29	85	16	410	5.0
Hudson	75	7	1008	125	372	336	22	109	202	85	104	817	38	67	105	162	82	0	37	92	3	357	4.8
DeClercq	67	51	903	107	193	554	0	0	---	47	82	573	91	145	236	32	198	2	41	51	33	261	3.9
Reid	65	7	764	82	145	566	0	0	---	46	75	613	84	158	242	21	190	4	23	48	54	210	3.2
Alexander	26	0	227	18	56	321	4	16	250	12	18	667	0	25	25	36	29	0	16	25	0	52	2.0
Perry	6	0	39	5	11	455	0	1	000	0	0	---	1	3	4	5	1	0	3	6	0	10	1.7
Robinson	6	0	50	4	11	364	2	5	400	0	0	---	0	8	8	0	5	0	4	4	1	10	1.7
MAGIC	82	19955	3013	6873	438	490	1346	364	1476	2068	714	1069	2450	3519	1803	2071	29	674	1245	481	7992	97.5	
OPPONENTS	82	19955	2830	6499	435	366	1059	346	1885	2566	735	1061	2609	3670	1793	1946	15	695	1408	440	7911	96.5	

GAME #	DATE	OPP	STREAK	RESULT	TOTAL	MAGIC HI SCORER	MAGIC HI REBOUNDER	OPP HI SCORER	ATTENDANCE
1	10/31	WAS	W1	97-86	1-0	McGrady/32	McGrady/12	Lopez/16	13,349
2	11/1	@ MIA	L1	79-105	1-1	McGrady/16	Outlaw/10	Hardaway/17	16,500
3	11/3	PHI	L2	80-87	1-2	Hill/18	Reid/10	Iverson/29	14,233
4	11/4	@ ATL	W1	107-104	2-2	Armstrong/21	Outlaw/12	McLeod/24	13,833
5	11/6	SEA	W2	110-99	3-2	McGrady/31	Amaechi/7	Lewis/28	12,460
6	11/8	CHA	L1	90-96	3-3	Armstrong/18	Outlaw/16	Wesley/30	12,617
7	11/9	@ CHI	L2	90-95	3-4	McGrady/21	Doleac/7	Mercer/23	21,844
8	11/12	@ GS	W1	105-99	4-4	McGrady/24	Outlaw/10	Jamison/23	13,626#
9	11/14	@ SAC	L1	82-96	4-5	Armstrong/22	Armstrong-Outlaw/8	Stojakovic/27	17,317
10	11/16	@ UTA	L2	84-99	4-6	McGrady/24	Outlaw/13	Russell/23	18,851
11	11/19	POR	L3	102-110	4-7	Amaechi/27	Outlaw/10	Wallace/37	14,524#
12	11/21	NY	L4	84-85	4-8	McGrady/25	McGrady/11	Sprewell-Thomas/22	14,673
13	11/24	@ BOS	L5	98-103	4-9	McGrady/26	McGrady/10	Pierce/41	16,696#
14	11/25	ATL	W1	114-92	5-9	Miller/23	Outlaw/12	Terry/21	13,043
15	11/27	MIL	L1	95-104	5-10	Garrity/21	Amaechi-Miller/9	Allen/23	12,841
16	11/29	UTA	L2	86-88	5-11	McGrady/28	Armstrong-McGrady/7	Malone/27	13,645
17	12/1	NJ	W1	83-80	6-11	McGrady/31	Amaechi-McGrady/9	Marbury/25	13,827
18	12/2	@ NJ	W2	95-74	7-11	McGrady/40	Outlaw/11	Williams/14	14,897
19	12/5	BOS	W3	101-98	8-11	McGrady/29	McGrady/6	Walker/26	13,324
20	12/7	DEN	W4	103-93	9-11	McGrady/36	McGrady/12	McDyess/28	13,123
21	12/11	@ LAC	L1	80-92	9-12	Hill/19	McGrady-Outlaw/8	Odom/17	9,135
22	12/12	@ SEA	L2	92-97	9-13	Armstrong/25	Outlaw/14	Payton/21	17,072
23	12/15	@ POR	L3	96-106	9-14	McGrady/39	Armstrong/10	Wallace/22	20,209
24	12/17	@ VAN	W1	101-91	10-14	McGrady/27	McGrady/8	Bibby/19	13,729
25	12/21	CHI	W2	99-88	11-14	McGrady/31	Miller/11	Mercer/25	14,035
26	12/23	CLE	W3	111-92	12-14	Amaechi/26	McGrady-Outlaw/9	Harping/22	14,160
27	12/25	@ IND	L1	93-103	12-15	McGrady/43	McGrady/9	Rose/31	18,345
28	12/26	@ MIL	L2	77-89	12-16	McGrady/26	McGrady/10	Allen/25	16,089
29	12/28	DET	W1	102-96	13-16	McGrady/26	Outlaw/8	Stackhouse/34	16,018
30	12/30	@ BOS	W2	95-90	14-16	Amaechi/23	DeClercq/10	Walker/26	16,633
31	1/2	NJ	L1	110-120	14-17	Hudson/30	McGrady/9	Marbury/30	14,442
32	1/4	@ NY	L2	92-95	14-18	McGrady/36	Doleac-Outlaw/7	Houston/24	19,763#
33	1/6	@ ATL	L3	82-83	14-19	McGrady/30	McGrady/11	Wright/22	13,542
34	1/9	@ SAN	L4	95-112	14-20	McGrady/25	McGrady/12	Robinson/26	14,320
35	1/11	@ NJ	W1	101-87	15-20	McGrady/36	Outlaw/9	Marbury/20	11,361
36	1/13	GS	W2	111-94	16-20	McGrady/27	Williams/8	Jackson/25	14,046
37	1/15	CHI	W3	113-104	17-20	Armstrong/32	Outlaw/10	Mercer/27	14,261
38	1/18	@ DAL	L1	106-115	17-21	McGrady/34	McGrady-Outlaw/9	Nawitzki/38	13,355#
39	1/20	@ SAN	W1	112-109	18-21	McGrady/38	McGrady/8	Duncan/29	31,888#
40	1/23	TOR	W2	116-111	19-21	Miller/24	Outlaw/13	Carter/33	16,131##
41	1/25	@ MIN	L1	100-109	19-22	McGrady/28	Outlaw/13	Ellis/24	17,345
42	1/27	MIA	L2	59-81	19-23	McGrady/19	McGrady/15	Grant/18	16,286
43	1/30	IND	W1	93-86	20-23	Armstrong/23	Doleac/9	Miller/18	14,019
44	1/31	@ WAS	W2	100-96	21-23	McGrady/25	McGrady/9	Booth/18	13,352
45	2/2	@ PHI	W3	123-117	22-23	Armstrong/34	Doleac/11	Iverson/47	20,645##
46	2/3	ATL	W4	96-84	23-23	McGrady/26	McGrady/15	Terry/22	14,769
47	2/6	@ CHA	W5	109-83	24-23	McGrady/26	DeClercq/7	Davis/18	13,867
48	2/7	WAS	W6	107-98	25-23	Armstrong/32	Howard/8	Howard/25	13,548
49	2/14	LAC	W7	114-101	26-23	Armstrong-McGrady/22	McGrady/7	Odom/15	13,437
50	2/16	HOU	W8	108-93	27-23	McGrady/35	Outlaw/10	Mobley/31	15,465
51	2/18	NY	W9	96-88	28-23	McGrady/32	Amaechi-Outlaw/6	Johnson/25	17,248*
52	2/20	@ HOU	L1	104-110	28-24	McGrady/44	McGrady/9	Marion/28	13,968
53	2/23	@ HOU	L2	95-105	28-25	McGrady/32	McGrady/8	Taylor/34	13,546
54	2/25	@ LAL	L3	100-106	28-26	McGrady/25	Armstrong/10	O'Neal/37	18,997
55	2/26	@ DEN	W1	93-86	29-26	McGrady/36	McGrady-Outlaw/12	McDyess/24	13,288
56	2/28	@ PHO	W2	97-91	30-26	McGrady/25	McGrady/12	Tsakalidis/17	17,441
57	3/2	CLE	W3	120-94	31-26	McGrady/36	Outlaw/9	Miller/22	14,768
58	3/4	@ DET	L1	84-93	31-27	McGrady/25	McGrady/10	Stackhouse/26	14,380
59	3/5	DAL	W1	95-81	32-27	McGrady/23	Outlaw/14	Nawitzki/22	13,636
60	3/7	DET	W2	112-102	33-27	McGrady/37	Reid/17	Stackhouse/36	13,791
61	3/8	@ CHA	L1	84-97	33-28	McGrady/19	Outlaw/8	Davis/23	15,927
62	3/10	MIN	W1	105-93	34-28	McGrady/33	Reid/13	Garnett/21	17,248*
63	3/13	SAC	L1	108-114	34-29	McGrady/25	McGrady-Reid/10	Webber/33	16,157#
64	3/14	@ CLE	W1	97-87	35-29	Garrity-Miller/18	Outlaw/8	Harping/19	12,943
65	3/16	VAN	W2	103-99	36-29	Armstrong/29	Outlaw/10	Jones/21	15,278
66	3/18	LAL	L1	90-95	36-30	McGrady/29	McGrady/10	O'Neal/33	17,248*
67	3/20	@ CHI	W1	103-95	37-30	Williams/22	McGrady/11	Hoiberg/19	21,768
68	3/21	@ IND	L1	95-96	37-31	Armstrong/29	Miller/22	Miller/22	17,926
69	3/23	@ MIL	L2	103-115	37-32	McGrady/33	Armstrong/9	Robinson/26	18,717
70	3/25	IND	W1	84-82	38-32	McGrady/28	Outlaw/10	O'Neal/26	15,283
71	3/28	@ PHI	W2	96-95	39-32	McGrady/44	McGrady/9	Iverson/37	20,683
72	3/30	@ DET	L1	97-100	39-33	Miller/21	McGrady/9	Stackhouse/33	18,161
73	4/1	@ TOR	W1	104-101	40-33	McGrady/24	McGrady/7	Carter/28	19,971
74	4/3	@ NY	L1	82-94	40-34	Miller/27	DeClercq-Outlaw/7	Camby/23	19,763
75	4/4	BOS	W1	108-101	41-34	McGrady/34	McGrady/8	Walker/24	15,689
76	4/6	TOR	L1	100-108	41-35	McGrady/20	DeClercq-Outlaw/8	Davis/31	17,248*
77	4/10	@ CLE	L2	78-101	41-36	McGrady/21	Outlaw/10	Murray/19	15,215
78	4/12	PHI	W1	101-77	42-36	McGrady/31	Outlaw/14	Hill/16	17,248*
79	4/13	@ WAS	L1	110-113	42-37	McGrady/49	McGrady-Outlaw/8	Hamilton/30	14,104
80	4/15	@ MIA	W1	90-73	43-37	McGrady/24	Outlaw/9		



Front Row (L-R): Equipment Manager/Travel Coordinator Rodney Powell, Matt Harpring #15, Chancey Billups #2, Anthony Johnson #24, Monty Williams #3, Ron Mercer #5, Darrell Armstrong #10, Chucky Atkins #31, Charles "Bo" Outlaw #45, Corey Maggette #50, Johnny Taylor #23, Strength and Conditioning Coach Mick Smith.

Back Row (L-R): Athletic Trainer Tim Walsh, General Manager John Gabriel, President Bob Vander Weide, Senior Vice President Pat Williams, Senior Vice President Julius Erving, Ben Wallace #4, Pat Garrity #8, John Amaechi #13, Michael Doleac #51, Derek Strong #33, Consultant Clifford Ray, Head Coach Doc Rivers, Assistant Coach Dave Wohl, Assistant Coach Johnny Davis, Assistant Coach Tom Sterner, Assistant Coach Eric Musselman.

1999/2000 Regular Season Statistics (41-41)

PLAYER	G	GS	MIN	-FIELD GOALS-			-3-POINT FG-			-FREE THROWS-			-REBOUNDS-			AST	PF	DQ	STL	TO	BLK	PTS	AVG
				FG	FGA	PCT	FG	FGA	PCT	FT	FTA	PCT	OFF	DEF	TOT								
Mercer (TOT)	68	68	2377	460	1080	.426	15	48	.313	213	270	.789	64	186	250	158	151	2	75	151	23	1148	16.9
Mercer (ORL)	31	31	969	188	468	.402	0	9	.000	94	119	.790	35	63	98	54	76	2	42	64	8	470	15.2
Armstrong	82	82	2590	484	1119	.433	137	403	.340	225	247	.911	65	205	270	501	137	0	169	248	9	1330	16.2
Gatling	45	0	1041	210	462	.455	7	23	.304	171	245	.698	91	206	297	40	142	0	48	105	10	598	13.3
Abdul-Wahad	46	46	1205	223	515	.433	2	21	.095	115	151	.762	77	162	239	72	116	1	53	87	16	563	12.2
Amaechi	80	53	1684	306	700	.437	1	6	.167	223	291	.766	62	204	266	95	161	1	35	139	37	836	10.5
Atkins	82	0	1626	314	741	.424	57	163	.350	97	133	.729	20	106	126	306	137	1	52	142	3	782	9.5
Williams	75	23	1501	263	538	.489	2	5	.400	123	166	.741	96	154	250	106	187	1	46	109	17	651	8.7
Billups (TOT)	13	5	305	34	101	.337	7	41	.171	37	44	.841	8	26	34	39	27	0	10	24	2	112	8.6
Maggette	77	5	1370	224	469	.478	2	11	.182	196	261	.751	123	180	303	61	169	1	24	138	26	646	8.4
Garrity	82	1	1479	258	585	.441	79	197	.401	80	111	.721	44	166	210	58	197	1	31	85	19	675	8.2
Doleac	81	29	1335	242	535	.452	1	2	.500	80	95	.842	89	245	334	63	224	3	29	65	34	565	7.0
Boykins	1	0	8	3	4	.750	0	0	---	1	0	---	1	0	1	3	0	0	0	0	0	6	6.0
Outlaw	82	55	2326	204	339	.602	0	3	.000	82	162	.506	202	323	525	245	203	0	113	133	148	490	6.0
Wallace	81	81	1959	168	334	.503	0	0	---	54	114	.474	211	454	665	67	162	0	72	67	130	390	4.8
Harpring	4	0	63	4	17	.235	2	2	1.000	6	7	.857	5	7	12	8	7	0	5	1	1	16	4.0
Parker	16	0	185	24	57	.421	1	14	.071	8	11	.727	5	22	27	10	13	0	8	11	4	57	3.6
Johnson (TOT)	56	6	637	62	164	.378	2	11	.182	28	39	.718	21	30	51	72	58	0	33	32	4	154	2.8
Johnson (ORL)	18	4	214	26	61	.426	1	5	.200	9	15	.600	6	6	12	13	17	0	10	8	2	62	3.4
Strong	20	0	148	21	48	.438	1	4	.250	11	14	.786	11	33	44	4	15	0	5	12	2	54	2.7
Taylor (TOT)	6	0	34	5	14	.357	1	1	1.000	0	0	---	2	4	6	1	5	0	1	2	1	11	1.8
Taylor (ORL)	5	0	29	5	12	.417	1	1	1.000	0	0	---	2	3	5	1	4	0	1	2	1	11	2.2
Garris	3	0	23	2	10	.200	0	1	.000	0	0	---	0	1	1	2	0	0	0	1	0	4	1.3
MAGIC	82		19755	3169	7014	.452	294	870	.338	1574	2142	.735	1145	2540	3685	1709	1967	11	743	1443	467	8206	100.1
OPPONENTS	82		19755	3076	6919	.445	431	1277	.338	1567	2104	.745	1094	2473	3567	1991	2008	17	724	1488	475	8150	99.4

GAME #	DATE	OPP	STREAK	RESULT	TOTAL	MAGIC HI SCORER	MAGIC HI REBOUNDER	OPP HI SCORER	ATTENDANCE
1	11/2	@CHA	L1	86-100	0-1	Gatling/15	Gatling-Maggette/7	Jones/24	17,461
2	11/3	DET	W1	103-94	1-1	Garrity/20	Abdul-Wahad/11	Hill/30	14,253
3	11/5	CLE	L1	99-104	1-2	Gatling/21	Wallace/9	Knight-Miller/18	13,142
4	11/6	@WAS	W1	107-104	2-2	Armstrong/20	Abdul-Wahad/8	Howard/22	14,954
5	11/8	@HOU	W2	102-97	3-2	Gatling/22	Gatling/16	Mobley/25	13,970
6	11/10	PHI	W3	110-105	4-2	Garrity/25	Gatling/9	Iverson/46	14,056
7	11/11	@IND	L1	101-116	4-3	Armstrong/22	Gatling/8	Miller/21	18,345
8	11/13	@DAL	L2	117-125	4-4	Gatling/31	Armstrong/Gatling/10	Finley/28	12,558
9	11/17	POR	L3	79-81	4-5	Gatling/21	Armstrong/10	Wallace/13	13,542
10	11/19	CHA	L4	92-103	4-6	Armstrong/18	Outlaw/7	Jones/30	12,936
11	11/20	@ATL	W1	107-103	5-6	Gatling/28	Gatling/11	Mutombo/22	14,338
12	11/24	DAL	W2	112-100	6-6	Armstrong/33	Gatling/12	Finley/35	12,741
13	11/27	@NY	L1	96-99	6-7	Gatling/17	Abdul-Wahad/8	Houston-Sprewell/30	19,763
14	11/28	@DET	W1	108-99	7-7	Doleac/20	Wallace/12	Hill/24	13,212
15	11/30	SAC	L1	102-111	7-8	Armstrong/29	Outlaw/9	Webber/22	14,439
16	12/2	@MIN	W1	103-93	8-8	Gatling/22	Amaechi/10	Smith/18	13,228
17	12/3	@DEN	W2	112-100	9-8	Armstrong/20	Doleac-Outlaw/8	McDyess/25	14,383
18	12/5	@LAL	L1	100-117	9-9	Armstrong/20	Wallace/8	O'Neal/27	18,422
19	12/7	@PHO	L2	107-110	9-10	Armstrong/16	Wallace/9	Kidd/29	18,249
20	12/11	CHI	W1	108-87	10-10	5 tied with/16	Amaechi-Maggette/8	Artest/20	13,120
21	12/15	MIL	L1	99-116	10-11	Atkins/Abdul-Wahad/15	Gatling/11	Allen/29	12,308
22	12/17	TOR	W1	112-98	11-11	Atkins-Maggette/16	Wallace/14	Carter/23	13,481
23	12/18	@CHI	W2	83-74	12-11	Amaechi/13	Abdul-Wahad/9	Brand/19	22,083
24	12/20	UTA	W3	104-102	13-11	Armstrong/22	Gatling-Wallace/8	Malone/29	13,985
25	12/22	@CLE	W4	103-97	14-11	Atkins/22	Williams/8	Sura/28	11,731
26	12/23	@CHA	W5	110-106	15-11	Armstrong/28	Wallace/15	Coleman/20	16,918
27	12/27	MIN	L1	105-107	15-12	Armstrong-Abdul-Wahad/16	Abdul-Wahad/8	Garnett/26	14,703
28	12/29	MIA	L2	106-109	15-13	Gatling/Abdul-Wahad/21	Gatling/9	Mourning/28	15,645
29	12/30	@NJ	L3	92-102	15-14	Armstrong-Abdul-Wahad/18	Abdul-Wahad/17	Marbury/21	18,694
30	1/2	@MIA	L4	103-111	15-15	Abdul-Wahad/22	Doleac-Wallace/10	Lenard/24	19,600#
31	1/3	DET	L5	106-118	15-16	Gatling/26	Gatling/11	Hill/42	12,568
32	1/5	VAN	W1	116-96	16-16	Gatling/23	Maggette/Abdul-Wahad/6	Abdur-Rahim/17	12,904
33	1/7	NY	L1	86-94	16-17	Armstrong/16	Gatling-Maggette/10	Houston/23	17,248*
34	1/8	@SAN	L2	92-127	16-18	Maggette/17	Doleac-Outlaw/6	Duncan/22	20,131
35	1/10	NJ	L3	94-100	16-19	Armstrong/29	Wallace/14	Marbury/22	12,664
36	1/12	@TOR	L4	102-108	16-20	Abdul-Wahad/23	Wallace/10	Carter/30	17,241
37	1/14	@PHI	L5	100-102	16-21	Doleac-Gatling/18	Doleac/13	Iverson/35	19,076
38	1/15	IND	L6	89-96	16-22	Abdul-Wahad/18	Armstrong-Doleac/8	Croschere/14	14,456
39	1/17	@GS	L7	100-113	16-23	Abdul-Wahad/19	Wallace/7	Jamison/32	8,893
40	1/20	@SAC	L8	103-111	16-24	Maggette/18	Outlaw/8	Divac-Stojakovic/17	17,317
41	1/22	@VAN	W1	85-82	17-24	Atkins-Abdul-Wahad-/16	Wallace/11	Abdur-Rahim-Dickerson/16	11,817
42	1/23	@LAC	W2	102-89	18-24	Armstrong/17	Gatling-Outlaw/9	Anderson/20	10,312
43	1/26	BOS	W3	111-89	19-24	Abdul-Wahad/19	Wallace/Abdul-Wahad/7	Walker/26	14,101
44	1/27	@CLE	L1	90-102	19-25	Armstrong/21	Outlaw/9	Murray/24	10,967
45	1/29	ATL	W1	103-87	20-25	Gatling/19	Gatling/12	Jackson/15	14,330
46	1/31	PHO	L1	113-117	20-26	Armstrong/26	Maggette/10	Robinson/28	13,677
47	2/1	@NY	W1	98-77	21-26	Atkins/22	Outlaw/11	Camby/23	19,763
48	2/5	IND	W2	107-102	22-26	Amaechi/19	Wallace/11	Rose/25	15,421
49	2/7	GS	W3	120-100	23-26	Amaechi/25	Wallace/9	Jamison/22	12,480
50	2/9	WAS	W4	107-96	24-26	Maggette/15	Wallace/16	Howard/20	13,555
51	2/16	LAC	W5	129-96	25-26	Armstrong/26	Maggette/8	Taylor/19	13,332
52	2/18	LAL	L1	99-107	25-27	Armstrong/24	Outlaw/9	O'Neal/39	17,248*#
53	2/22	@SEA	L2	91-127	25-28	Atkins/21	Wallace/7	Lewis/21	12,921
54	2/24	@POR	L3	92-111	25-29	Armstrong-Atkins/16	Wallace/12	Stoudamire/30	20,111
55	2/25	@UTA	L4	88-96	25-30	Amaechi/24	Wallace/13	Malone/19	19,911
56	2/27	@MIL	L5	95-102	25-31	Garrity/32	Outlaw/9	Allen/26	15,726
57	2/29	SEA	W1	103-94	26-31	Mercer/27	Wallace/9	Payton/29	13,043
58	3/2	CHA	W2	104-96	27-31	Mercer/19	Outlaw/10	Campbell/22	12,382
59	3/5	@BOS	L1	91-97	27-32	Armstrong/19	Outlaw-Wallace/8	Pierce/19	18,624
60	3/6	@WAS	W1	87-85	28-32	Atkins/15	Wallace/16	Hamilton/25	11,325
61	3/8	CHI	W2	103-67	29-32	Armstrong/17	Outlaw/7	Carr/13	13,123
62	3/11	DEN	W3	110-107	30-32	Amaechi/31	Outlaw/13	McDyess/35	13,635
63	3/12	@NJ	L1	91-129	30-33	Armstrong/15	Outlaw/11	Newman/26	13,648
64	3/14	WAS	W1	107-98	31-33	Williams/19	Wallace/12	Murray/26	12,531
65	3/15	@DET	L1	91-113	31-34	Amaech			



Front Row (L-R): Matt Harpring #15, Darrell Armstrong #10, B.J. Armstrong #2, Miles Simon #34, Anfernee Hardaway #1, Nick Anderson #25, Gerald Wilkins #9, Charles "Bo" Outlaw #45, Dominique Wilkins #21, Jonathan Kerner #52.

Back Row (L-R): Equipment Manager/Travel Coordinator Rodney Powell, Athletic Trainer Tim Walsh, Strength and Conditioning Coach Mick Smith, Senior Executive Vice President Pat Williams, General Manager John Gabriel, President Bob Vander Weide, Horace Grant #54, Dan Schayes #24, Isaac Austin #8, Michael Doleac #51, Derek Strong #33, Assistant Coach Tree Rollins, Executive Vice President Julius Erving, Head Coach Chuck Daly, Assistant Coach Brendan Suhr, Assistant Coach Tom Sterner, Assistant Coach Eric Musselman.

1998/1999 Regular Season Statistics (33-17)

PLAYER	G	GS	MIN	-FIELD GOALS-			-3-POINT FG-			-FREE THROWS-			-REBOUNDS-			AST	PF	DQ	STL	TO	BLK	PTS	AVG
				FG	FGA	PCT	FG	FGA	PCT	FT	FTA	PCT	OFF	DEF	TOT								
Hardaway	50	50	1944	301	717	.420	40	140	.286	149	211	.706	74	210	284	266	111	0	111	150	23	791	15.8
Anderson	47	39	1581	253	640	.395	96	277	.347	99	162	.611	51	226	277	91	72	0	64	83	15	701	14.9
D. Armstrong	50	15	1502	230	522	.441	69	189	.365	161	178	.904	53	127	180	335	90	0	108	158	4	690	13.8
Austin	49	49	1259	185	453	.408	2	7	.286	105	157	.669	83	154	237	89	125	1	47	114	35	477	9.7
Grant	50	50	1660	198	456	.434	0	2	.000	47	70	.671	117	234	351	90	99	0	46	44	60	443	8.9
Harpring	50	22	1114	148	320	.463	10	25	.400	102	143	.713	88	126	214	45	112	0	30	73	6	408	8.2
Outlaw	31	22	851	84	154	.545	0	3	.000	35	81	.432	54	113	167	56	79	1	40	58	43	203	6.5
Doleac	49	0	780	125	267	.468	0	0	---	54	80	.675	66	82	148	20	117	1	19	26	17	304	6.2
Strong	44	0	695	76	180	.422	0	2	.000	71	99	.717	66	95	161	17	64	0	15	37	7	223	5.1
D. Wilkins	27	2	252	50	132	.379	5	19	.263	29	42	.690	30	41	71	16	19	0	4	23	1	134	5.0
B. Armstrong (TOT)	32	1	358	40	88	.455	7	15	.467	18	21	.857	2	37	39	61	31	0	12	25	0	105	3.3
B. Armstrong (ORL)	22	0	180	19	45	.422	1	7	.143	9	11	.818	1	22	23	34	15	0	9	15	0	48	2.2
Overton	6	0	33	6	12	.500	0	2	.000	6	6	1.000	1	1	2	3	2	0	1	3	0	18	3.0
Ollie (TOT)	8	0	72	4	14	.286	0	0	---	5	7	.714	0	7	7	3	9	0	3	3	1	13	1.6
Ollie (ORL)	1	0	4	0	1	.000	0	0	---	1	2	.500	0	1	1	0	1	0	0	0	0	1	1.0
Schayes	19	1	143	11	29	.379	0	0	---	6	8	.750	3	11	14	4	23	0	1	8	2	28	1.5
G. Wilkins	3	0	28	0	9	.000	0	0	---	2	2	1.000	0	1	1	1	3	0	0	3	0	2	0.7
Simon	5	0	19	1	5	.200	0	2	.000	0	0	---	1	1	2	0	1	0	1	3	0	2	0.4
Kerner	1	0	5	0	1	.000	0	0	---	0	0	---	0	0	0	2	0	0	0	0	0	0	0.0
MAGIC	50		12050	1687	3943	.428	223	675	.330	876	1252	.700	688	1445	2133	1067	935	3	496	819	213	4473	89.5
OPPONENTS	50		12050	1708	3856	.443	230	667	.345	697	986	.707	595	1424	2019	1039	1111	5	468	863	239	4343	86.9

GAME #	DATE	OPP	STREAK	RESULT	TOTAL	MAGIC HI SCORER	MAGIC HI REBOUNDER	OPP HI SCORER	ATTENDANCE
1	2/5	NY	W1	93-85	1-0	Anderson/19	Grant/11	Sprewell/24	17,248*
2	2/6	@ PHI	L1	75-95	1-1	Hardaway/24	Hardaway/9	Geiger/20	20,143
3	2/8	BOS	W1	107-90	2-1	Hardaway/28	Outlaw/11	Walker/20	15,410
4	2/10	@ NJ	W2	89-81	3-1	Anderson-Hardaway/21	Hardaway-Outlaw/8	Burrell-Van Horn/17	13,217
5	2/11	@ DET	W3	87-81	4-1	Hardaway/22	Outlaw/10	Hill/25	17,783
6	2/14	MIL	W4	85-82	5-1	Hardaway/18	Hardaway-Outlaw/10	Brandon/20	15,914
7	2/16	@ CLE	L1	78-90	5-2	Strong/14	Strong/10	Kemp/18	12,918
8	2/17	WAS	W1	96-85	6-2	Anderson/26	Grant-Outlaw/11	Howard/15	15,147
9	2/19	@ ATL	W2	99-94	7-2	Anderson/22	Outlaw/9	Smith/28	9,154#
10	2/21	HOU	W3	109-83	8-2	Anderson-Armstrong/19	Grant/7	Olajuwon/21	17,248*
11	2/22	SAC	W4	107-96	9-2	Anderson/30	Grant/14	Webber/22	16,542
12	2/24	@ BOS	L1	79-111	9-3	Austin/13	Grant/11	Pierce/19	18,235
13	2/26	IND	W1	103-100	10-3	Hardaway/23	Hardaway/13	Rose/20	17,248*#
14	2/28	@ MIA	L1	78-84	10-4	Anderson/25	Outlaw/11	Mourning/24	15,200
15	3/1	ATL	W1	70-67	11-4	Hardaway/19	Hardaway/10	Mutombo/23	15,359
16	3/3	CHA	W2	93-76	12-4	Anderson/25	Austin/8	Coleman/24	15,421
17	3/5	@ TOR	W3	89-84	13-4	Armstrong/19	Austin-Outlaw/8	Willis/21	15,601
18	3/6	DET	W4	87-82	14-4	Austin/23	Grant/11	Hill/17	17,248*
19	3/8	ATL	L1	110-114	14-5	Anderson/34	Anderson/10	Smith/24	15,637
20	3/10	@ SAN	L2	79-81	14-6	Hardaway/22	Hardaway/7	Robinson/19	17,954
21	3/11	@ DAL	L3	76-93	14-7	Anderson/18	Grant/7	Trent/21	14,553
22	3/13	@ GS	W1	87-73	15-7	Armstrong/16	Hardaway/10	Dampier/17	14,177
23	3/15	PHI	W2	74-73	16-7	Anderson/15	Grant/10	Geiger/18	16,555
24	3/17	CHI	W3	103-94	17-7	Armstrong/23	Anderson-Austin/9	Brown/20	15,823
25	3/18	@ NY	W4	86-78	18-7	Hardaway/19	Doleac/8	Houston/18	19,763
26	3/21	LAL	L1	104-115	18-8	Doleac/25	Harpring/8	Bryant/38	17,248*
27	3/23	CHA	W1	86-78	19-8	Armstrong/28	Hardaway/10	Jones/20	16,405
28	3/25	CLE	W2	96-86	20-8	Armstrong/25	Grant/13	Kemp/22	15,578
29	3/26	@ CHA	L1	82-90	20-9	Anderson/17	Anderson/10	Campbell/24	21,698
30	3/28	MIA	W1	94-87	21-9	Armstrong/25	Armstrong/25	Mourning/24	17,248*
31	3/30	NJ	W2	100-98	22-9	Anderson/28	Hardaway/11	Howard/20	16,226
32	3/31	@ WAS	L1	73-84	22-10	Grant/9	Grant/7	Kittles/13	20,674
33	4/2	@ CHI	W1	115-68	23-10	Hardaway/24	D.Wilkins/9	Kukoc/13	22,517
34	4/3	@ DET	W2	92-77	24-10	Hardaway/30	Grant-Harpring/6	Dele/20	22,076
35	4/5	BOS	W3	106-99	25-10	Armstrong/28	Grant/8	Mercer/29	17,248*
36	4/6	@ NY	W4	81-72	26-10	Hardaway/30	Hardaway/10	Ewing/28	19,763
37	4/8	@ CLE	W5	73-69	27-10	Hardaway/23	Armstrong-Harpring/12	Kemp/17	14,512
38	4/9	MIL	W6	95-83	28-10	Hardaway/26	Hardaway/9	Allen/21	16,854
39	4/14	@ IND	L1	80-83	28-11	Hardaway/25	Grant/10	Miller/21	16,590
40	4/16	@ ATL	L2	79-91	28-12	Hardaway/16	Hardaway/7	Blaylock/30	17,169
41	4/18	DET	W1	88-81	29-12	Hardaway/27	Anderson/8	Hunter/25	17,248*
42	4/19	@ TOR	L1	72-90	29-13	Armstrong/12	Armstrong/10	McGrady-Willis/16	17,715
43	4/20	@ MIL	L2	83-95	29-14	Hardaway/17	Strong/10	Allen-Robinson/18	14,289
44	4/22	MIA	L3	70-75	29-15	Anderson/14	Grant/11	Mourning/18	17,248*
45	4/23	TOR	L4	88-95	29-16	Three players/18	Anderson/10	Carter/24	17,248*
46	4/25	@ PHI	L5	86-103	29-17	Three players/18	Grant/6	Iverson/38	20,522
47	4/27	@ IND	W1	88-87	30-17	Anderson/23	Grant/11	Miller/19	16,579
48	4/28	WAS	W2	93-86	31-17	Armstrong/27	Anderson/11	Cheaney/19	15,151
49	4/30	NJ	W3	107-95	32-17	Anderson/40	Grant/10	Marbury/36	16,589
50	5/5	@ CHI	W4	103-83	33-17	Three players/14	Grant/8	Harper/17	22,567

*=sellout; #-overtime



Front Row (L-R): David Benoit #2, Darrell Armstrong #10, Anthony "Spud" Webb #4, Derek Harper #12, Anfernee Hardaway #1, Nick Anderson #25, Gerald Wilkins #21, Charles "Bo" Outlaw #45, Mark Price #5, Kevin Edwards #20.

Back Row (L-R): Athletic Trainer Tim Walsh, Strength and Conditioning Coach Mick Smith, Senior Executive Vice President Pat Williams, General Manager John Gabriel, President Bob Vander Weide, Horace Grant #54, Dan Schayes #24, Jason Lawson #8, Johnny Taylor #17, Derek Strong #33, Assistant Coach Tree Rollins, Executive Vice President Julius Erving, Head Coach Chuck Daly, Assistant Coach Brendan Suhr, Assistant Coach Tom Sterner, Equipment Manager/Travel Coordinator Rodney Powell.

1997/1998 Regular Season Statistics (41-41)

PLAYER	G	GS	MIN	-FIELD GOALS-			-3-POINT FG-			-FREE THROWS-			-REBOUNDS-			AST	PF	DQ	STL	TO	BLK	PTS	AVG
				FG	FGA	PCT	FG	FGA	PCT	FT	FIA	PCT	OFF	DEF	TOT								
Hardaway	19	15	625	103	273	.377	15	50	.300	90	118	.763	8	68	76	68	45	0	28	46	15	311	16.4
Anderson	58	44	1701	343	754	.455	77	214	.360	127	199	.638	98	199	297	119	98	1	72	85	23	890	15.3
Seikaly	47	47	1484	237	538	.441	0	2	.000	230	305	.754	130	227	357	69	137	2	25	134	39	704	15.0
Strong	58	8	1638	259	617	.420	0	4	.000	218	279	.781	152	275	427	51	122	0	31	74	24	736	12.7
Grant	76	76	2803	393	857	.459	0	7	.000	135	199	.678	228	390	618	172	180	0	81	88	79	921	12.1
Outlaw	82	76	2953	301	543	.554	1	4	.250	180	313	.575	255	382	637	216	260	1	107	175	181	783	9.5
Price	63	33	1430	229	531	.431	52	155	.335	87	103	.845	24	105	129	297	92	0	53	162	5	597	9.5
Armstrong	48	17	1236	156	380	.411	25	68	.368	105	123	.854	65	94	159	236	96	1	58	112	5	442	9.2
Harper	66	45	1761	226	542	.417	59	164	.360	55	79	.696	23	80	103	233	140	0	72	101	10	566	8.6
Maxwell	11	0	169	26	78	.333	6	26	.231	23	26	.885	5	8	13	12	20	0	2	12	1	81	7.4
Schayes	74	33	1272	155	371	.418	0	0	---	96	119	.807	97	145	242	44	182	0	34	61	33	406	5.5
Benoit (TOT)	77	0	1123	152	408	.373	55	170	.324	61	74	.824	60	143	203	25	157	0	35	52	20	420	5.5
Benoit (ORL)	24	0	324	50	139	.360	14	51	.275	24	30	.800	18	44	62	8	37	0	9	13	4	138	5.8
Wilkins	72	16	1252	141	434	.325	29	109	.266	69	98	.704	16	74	90	78	78	0	34	79	6	380	5.3
Evans	44	0	561	77	206	.374	12	45	.267	40	48	.833	31	54	85	31	57	0	22	24	8	206	4.7
Edwards (TOT)	39	5	487	57	165	.345	6	15	.400	30	35	.857	20	34	54	39	28	0	26	30	1	150	3.8
Edwards (ORL)	12	0	135	20	59	.339	2	4	.500	17	20	.850	9	11	20	13	8	0	5	10	1	59	4.9
Ollie (TOT)	35	0	430	37	98	.378	0	1	.000	49	70	.700	9	30	39	65	31	0	13	44	0	123	3.5
Ollie (ORL)	19	0	216	23	56	.411	0	1	.000	31	45	.689	3	15	18	33	15	0	7	28	0	77	4.1
Taylor	12	0	108	13	37	.351	1	2	.500	11	16	.688	4	9	13	1	22	0	3	8	2	38	3.2
Webb	4	0	34	5	12	.417	0	1	.000	2	2	1.000	2	1	3	5	6	0	1	7	0	12	3.0
Royal	2	0	18	1	6	.167	0	0	---	3	4	.750	2	2	4	1	5	0	1	3	0	5	2.5
Thomas	4	0	15	4	5	.800	0	0	---	1	2	.500	0	0	0	1	0	0	0	0	1	9	2.3
Lawson	17	0	80	9	15	.600	0	0	---	8	10	.800	8	19	27	5	14	1	4	2	4	26	1.5
Kempton	3	0	15	0	2	.000	0	0	---	0	0	---	0	1	1	1	3	0	0	0	0	0	0.0
MAGIC	82	19830	2771	6455	429	293	907	323	1552	2138	726	1178	2203	3381	1694	1617	6	649	1258	441	7387	90.1	
OPPONENTS	82	19830	2930	6460	454	313	967	324	1302	1769	736	1089	2268	3357	1740	1866	16	747	1259	388	7475	91.2	

GAME #	DATE	OPP	STREAK	RESULT	TOTAL	MAGIC HI SCORER	MAGIC HI REBOUNDER	OPP HI SCORER	ATTENDANCE
1	10/31	ATL	L1	99-105	0-1	Hardaway/31	Seikaly/11	Smith/22	17,248*
2	11/2	@ BOS	W1	107-96	1-1	Hardaway/32	Seikaly/9	Mercer/23	17,954
3	11/4	@ MIL	L1	76-110	1-2	Hardaway/16	Three players/7	Allen/20	12,764
4	11/5	@ CHI	L2	81-94	1-3	Seikaly/34	Seikaly/13	Jordan/29	23,809
5	11/7	@ DET	W1	89-84	2-3	Hardaway/20	Anderson-Seikaly/11	Sealy/18	22,076
6	11/8	TOR	W2	96-87	3-3	Seikaly/26	Grant/12	Cambry/17	17,248*
7	11/12	SAC	L1	89-115	3-4	Strong/17	Strong/15	Richmond/25	16,614
8	11/14	DEN	W1	103-85	4-4	Grant/21	Outlaw/11	Newman/23	16,551
9	11/15	@ WAS	W2	102-91	5-4	Outlaw/24	Outlaw/13	Strickland/24	18,756
10	11/18	LAC	W3	112-94	6-4	Price/23	Seikaly/11	Barry/21	16,435
11	11/19	@ CLE	W4	96-93	7-4	Strong/20	Seikaly/8	Ilgauskas/21	13,404*
12	11/22	@ PHI	W5	108-94	8-4	Strong/21	Strong/13	Stackhouse/16	14,424
13	11/24	WAS	W6	95-87	9-4	Seikaly/24	Seikaly/13	Webber/29	16,548
14	11/26	MIA	L1	60-84	9-5	Hardaway/19	Strong/10	Mashburn/19	17,248*
15	11/28	MIL	W1	94-90	10-5	Price/22	Seikaly/11	Robinson/29	17,070
16	11/30	@ SEA	L1	81-103	10-6	Strong/15	Anderson/6	Baker/21	17,072
17	12/2	@ POR	W1	89-88	11-6	Hardaway/29	Seikaly/10	Rider/33	19,677
18	12/3	@ VAN	W2	101-97	12-6	Strong/23	Strong/13	Abdur-Rahim/24	15,069
19	12/5	@ GS	L1	89-104	12-7	Seikaly/29	Seikaly/11	Marshall/28	10,084
20	12/6	@ LAC	W1	83-79	13-7	Grant/25	Schayes/11	Piatkowski/15	8,757
21	12/8	PHI	W2	95-86	14-7	Seikaly/24	Seikaly/15	Iverson/21	16,824
22	12/10	CHI	W3	106-98	15-7	Seikaly/26	Outlaw/16	Jordan/25	17,248*
23	12/11	@ DAL	W4	100-90	16-7	Price/18	Grant-Outlaw/10	Finley/20	10,671
24	12/13	@ SAN	L1	78-107	16-8	Grant/14	Outlaw/8	Duncan/32	17,859
25	12/18	UTA	L2	73-85	16-9	Seikaly/20	Seikaly/10	Malone/30	17,248*
26	12/20	IND	L3	92-95	16-10	Seikaly/37	Seikaly/15	Jackson-Mullin/18	17,248*
27	12/22	NJ	L4	88-99	16-11	Price/23	Grant/11	Cassell/26	16,959
28	12/26	@ IND	L5	81-107	16-12	Armstrong/16	Grant/8	Hoiberg-Smiths/20	16,726
29	12/27	CHA	W1	96-87	17-12	Harper/26	Grant-Seikaly/10	Rice/29	17,248*
30	12/30	NY	L1	79-84	17-13	Evans/16	Three players/8	Johnson/26	17,248*
31	1/2	CLE	L2	71-81	17-14	Grant/17	Grant/9	Kemp/17	17,248*
32	1/3	@ NY	L3	84-88	17-15	Seikaly/28	Grant-Seikaly/8	Mills/20	19,763
33	1/5	SAN	L4	69-74	17-16	Armstrong/21	Armstrong/9	Duncan/20	17,248*
34	1/7	@ TOR	W1	83-81	18-16	Maxwell/18	Outlaw/11	Stoudamire/26	15,168
35	1/8	@ NJ	L1	87-89	18-17	Seikaly/25	Seikaly/12	Kittles/27	16,055
36	1/10	BOS	W1	90-82	19-17	Seikaly/19	Seikaly/12	Walker/21	17,248*
37	1/13	@ DEN	W2	98-84	20-17	Grant/20	Grant/11	L. Ellis/16	12,113
38	1/14	@ SAC	L1	96-108	20-18	Seikaly/24	Seikaly/20	Richmond/23	14,013
39	1/16	@ PHO	L2	86-111	20-19	Seikaly/20	Armstrong/7	Manning/23	19,023
40	1/17	@ UTA	L3	93-107	20-20	Maxwell/18	Outlaw/16	Malone/32	19,911
41	1/19	@ LAL	L4	89-92	20-21	Armstrong/24	Outlaw/12	O'Neal/35	17,505
42	1/21	MIL	L5	84-91	20-22	Armstrong/19	Seikaly/9	Robinson/24	17,248*
43	1/23	@ MIA	L6	90-102	20-23	Strong/24	Strong/15	Hardaway/27	15,200
44	1/28	@ DET	L7	86-91	20-24	Anderson/22	Anderson/22	Three players/5	17,473
45	1/29	@ HOU	W1	95-88	21-24	Armstrong/17	Grant/15	Bullard/20	16,285
46	1/31	PHO	L1	94-96	21-25	Strong/25	Seikaly/11	Robinson/23	17,248*
47	2/3	ATL	W1	91-90	22-25	Outlaw/23	Outlaw/17	Smith/18	17,248*
48	2/5	WAS	W2	93-83	23-25	Anderson/18	Anderson/12	Strickland/25	17,248*
49	2/10	@ IND	L1	66-85	23-26	Anderson/16	Seikaly/9	Miller-Smiths/16	15,005
50	2/11	@ MIN	W1	96-89	24-26	Anderson/28	Anderson/12	Garnett/29	17,093
51	2/13	NY	L1	83-99	24-27	Outlaw-Schayes/18	Outlaw/9	Houston/23	17,248*
52	2/16	@ ATL	W1	85-81	25-27	Anderson/28	Grant/16	Smith/22	20,105
53	2/18	MIN	W2	115-102	26-27	Anderson/28	Outlaw/11	Garnett-Mitchell/19	17,077
54	2/20	IND	W3	93-91	27-27	Anderson/27	Outlaw-Schayes/9	Smith/27	17,248*
55	2/22	LAL	W4	96-94	28-27	Anderson/30	Outlaw/14	O'Neal/20	17,248*
56	2/25	DAL	W5	100-79	29-27	Outlaw/29	Schayes/12	Finley/16	16,921
57	2/27	TOR	L1	107-115	29-28	Strong/21	Grant/20	Christie/35	16,947###
58	2/28	@ CHA	L2	80-90	29-29	Harper/20	Grant/13	Mason/24	24,042
59	3/4	SEA	W1	96-83	30-29	Anderson/31	Grant/11	Baker/14	17,248*
60	3/6	CLE	W2	91-89	31-29	Anderson/35	Outlaw/8	Anderson/20	17,248*
61	3/9	@ PHI	W3	88-78	32-29	Anderson/22	Grant/11	Iverson/19	14,681
62	3/10	@ NY	L1	78-85	32-30	Anderson/25	Grant/13	Johnson/19	19,763
63	3/13	CHA	L2	82-100	32-31	Anderson/20	Schayes-Strong/9	Rice/24	




Front Row (L-R): Derek Strong #33, Gerald Wilkins #21, Nick Anderson #25, Anfernee Hardaway #1, Dennis Scott #3, Darrell Armstrong #10, Brian Shaw #20, Brian Evans #34.

Back Row (L-R): Head Trainer Lenny Currier, Head Coach Brian Hill, Head/Assistant Coach Richie Adubato, Assistant Coach Tom Sterner, Assistant Coach Tree Rollins, David Vaughn #42, Rony Seikaly #4, Horace Grant #54, Dan Schayes #24, Amal McCaskill #00, President Bob Vander Weide, General Manager John Gabriel, Senior Executive Vice President Pat Williams, Strength and Conditioning Coach David Oliver, Equipment Manager Rodney Powell.

1996/1997 Regular Season Statistics (45-37)

PLAYER	G	GS	MIN	-FIELD GOALS-			-3-POINT FG-			-FREE THROWS-			-REBOUNDS-			AST	PF	DQ	STL	TO	BLK	PTS	AVG
				FG	FGA	PCT	FG	FGA	PCT	FT	FTA	PCT	OFF	DEF	TOT								
Hardaway	59	59	2221	421	941	.447	85	267	.318	283	345	.820	82	181	263	332	123	1	93	145	35	1210	20.5
Seikaly	74	68	2615	460	907	.507	0	3	.000	357	500	.714	274	427	701	92	275	4	49	218	107	1277	17.3
Grant	67	67	2496	358	695	.515	1	6	.167	128	179	.715	206	394	600	163	157	1	101	99	65	845	12.6
Scott	66	62	2166	298	749	.398	147	373	.394	80	101	.792	40	163	203	139	138	2	74	81	19	823	12.5
Anderson	63	61	2163	288	725	.397	143	405	.353	38	94	.404	66	238	304	182	160	1	120	86	32	757	12.0
Royal	1	1	29	4	10	.400	0	0	---	4	4	1.000	1	0	1	1	3	0	0	3	0	12	12.0
Wilkins	80	26	2202	323	759	.426	66	203	.325	136	190	.716	59	114	173	173	144	0	54	123	12	848	10.6
Strong	82	21	2004	262	586	.447	0	13	.000	175	218	.803	174	345	519	73	196	2	47	102	20	699	8.5
Shaw	77	31	1867	189	516	.366	63	194	.325	111	140	.793	47	147	194	319	197	3	67	170	26	552	7.2
Armstrong	67	0	1010	132	345	.383	55	181	.304	92	106	.868	35	41	76	175	114	1	61	99	9	411	6.1
Spencer	1	1	19	2	2	1.000	0	0	---	0	0	---	5	1	6	1	2	0	0	1	0	4	4.0
Schayes	45	6	540	47	120	.392	0	1	.000	39	52	.750	41	84	125	14	74	0	15	27	16	133	3.0
Smith	6	0	47	6	13	.462	3	5	.600	2	2	1.000	1	1	2	4	3	0	0	6	0	17	2.8
Smith (TOT)	15	0	111	14	33	.424	8	15	.533	4	4	1.000	1	6	7	14	5	0	1	9	0	40	2.7
Vaughn	35	6	298	31	72	.431	0	0	---	19	30	.633	35	60	95	7	43	0	8	29	15	81	2.3
McCaskill	17	1	109	10	32	.313	0	2	.000	8	12	.667	4	18	22	7	7	0	3	11	5	28	1.6
Evans	14	0	59	8	22	.364	4	8	.500	0	0	---	1	7	8	7	6	0	1	2	2	20	1.4
Demps	2	0	10	0	3	.000	0	1	.000	0	2	1.000	0	0	0	0	1	0	1	0	2	1.0	
MAGIC	82		19855	2839	6497	.437	567	1662	.341	1474	1975	.746	1071	2221	3292	1689	1643	15	694	1250	363	7719	94.1
OPPONENTS	82		19855	2966	6450	.460	455	1327	.343	1361	1860	.732	1080	2398	3478	1798	1769	16	704	1314	417	7748	94.5

GAME #	DATE	OPP	STREAK	RESULT	TOTAL	MAGIC HI SCORER	MAGIC HI REBOUNDER	OPP HI SCORER	ATTENDANCE
1	11/1	WAS	L1	92-96	0-1	Hardaway/19	Grant/17	Strickland/20	17,248*
2	11/7	@ NJ (Japan)	W1	108-95	1-1	Hardaway/23	Grant/10	Gill/22	38,639
3	11/8	NJ (Japan)	W2	86-82	2-1	Hardaway/29	Grant-Vaughn/13	Pack/13	38,639
4	11/14	CHA	W3	96-89	3-1	Anderson/17	Grant-Seikaly/11	Rice/23	17,248*
5	11/16	TOR	W4	92-87	4-1	Anderson/25	Anderson/11	Williams/29	17,248*
6	11/19	NY	L1	88-92	4-2	Wilkins/24	Grant/8	Ewing/24	17,248*
7	11/21	MIN	W1	90-86	5-2	Anderson/22	Grant/14	Gugliotta/19	16,837
8	11/23	@ IND	W2	76-73	6-2	Three players/12	Grant-Seikaly/11	Williams/24	16,158
9	11/25	MIL	L1	88-100	6-3	Anderson/25	Seikaly/11	Gilliam/24	16,808
10	11/27	ATL	W1	79-75	7-3	Seikaly/16	Seikaly/19	Mutombo/20	17,248*
11	11/29	@ PHI	L1	91-100	7-4	Anderson-Wilkins/18	Seikaly/13	Coleman/19	15,489
12	11/30	@ CLE	W1	86-82	8-4	Grant/21	Grant/9	Brandon/20	19,351
13	12/2	DAL	L1	102-108	8-5	Seikaly/26	Seikaly/14	Gatling/25	16,753#
14	12/4	CLE	L2	57-84	8-6	Wilkins/10	Seikaly/7	Brandon/22	16,632
15	12/6	@ LAL	L3	81-92	8-7	Wilkins/21	Seikaly-Strong/10	O'Neal/25	17,505
16	12/8	@ SAC	L4	84-91	8-8	Armstrong/17	Grant/9	Richmond/22	17,317
17	12/10	@ POR	W1	99-93	9-8	Scott/18	Grant/8	Robinson/33	20,089
18	12/13	@ VAN	L1	93-95	9-9	Seikaly/25	Seikaly/13	Reeves/27	15,954
19	12/14	@ UTA	L2	68-101	9-10	Seikaly/23	Seikaly/12	Ostertag-Stockton/16	19,911
20	12/18	IND	L3	95-102	9-11	Scott/27	Seikaly/13	Miller/34	17,248**
21	12/20	UTA	L4	93-98	9-12	Seikaly/30	Seikaly/10	Stockton/22	17,248*
22	12/21	@ MIL	L5	85-103	9-13	Wilkins/17	Three players/7	Robinson/24	14,015
23	12/23	CLE	W1	89-84	10-13	Seikaly/33	Grant/12	Brandon-Hill/20	17,248*
24	12/26	@ MIA	L1	76-96	10-14	Scott/18	Grant-Seikaly/9	Hardaway/25	15,200
25	12/28	@ NY	L2	85-96	10-15	Wilkins/21	Seikaly/10	Ewing/27	19,763
26	12/30	@ DET	L3	85-97	10-16	Scott/24	Seikaly/12	Hill/25	21,454
27	1/2	TOR	W1	96-94	11-16	Seikaly/31	Seikaly/13	Stoudamire/32	17,248*
28	1/3	@ CHI	L1	89-110	11-17	Seikaly/20	Jordan/22	Strickland/21	23,904
29	1/7	PHI	W1	109-88	12-17	Seikaly/23	Seikaly/15	Iverson/25	17,248*
30	1/9	ATL	L1	92-97	12-18	Grant/24	Smith/27	Williams/22	17,248**
31	1/12	@ TOR	W1	88-85	13-18	Grant/22	Seikaly/17	Williams/22	21,416
32	1/13	@ NJ	W2	114-111	14-18	Seikaly/29	Grant/15	Gill/41	13,989
33	1/15	@ DAL	W3	78-66	15-18	Hardaway/26	Grant-Schayes/9	Harper-Jackson/12	13,585
34	1/16	@ ATL	L1	67-78	15-19	Hardaway-Strong/17	Anderson/14	Laettner/22	16,378
35	1/19	@ MIA	W1	99-87	16-19	Hardaway/19	Thee players/6	Lenard/21	15,200
36	1/21	WAS	W2	93-88	17-19	Seikaly/26	Seikaly/12	Strickland/21	17,248*
37	1/23	MIL	W3	96-92	18-19	Hardaway-Seikaly/23	Strong/11	Baker/30	17,248*
38	1/24	@ BOS	W4	121-117	19-19	Hardaway/28	Seikaly/15	Fox-Walker/28	17,530#
39	1/28	@ WAS	L1	82-102	19-20	Hardaway/22	Strong/8	Howard/26	18,756
40	1/29	PHO	W1	112-105	20-20	Hardaway/32	Seikaly/12	Ceballos/22	17,248*
41	1/31	@ PHI	W2	109-99	21-20	Hardaway/27	Three players/7	Iverson/26	17,807
42	2/2	HOU	W3	103-90	22-20	Seikaly/29	Grant/12	Willis/23	17,248*
43	2/4	IND	W4	111-87	23-20	Seikaly/22	Seikaly/11	Miller/18	17,248*
44	2/6	BOS	W5	119-111	24-20	Seikaly/32	Seikaly/12	Fox/30	17,248*
45	2/11	NJ	L1	98-104	24-21	Seikaly/23	Grant/14	Gill/28	17,248*
46	2/12	@ DET	L2	87-96	24-22	Anderson/20	Grant/8	Hill/31	21,454
47	2/14	@ MIN	L3	100-104	24-23	Seikaly/21	Seikaly/9	Carr/22	19,006
48	2/16	@ CHI	L4	89-110	24-24	Hardaway/20	Seikaly/9	Pippen/22	23,919
49	2/17	@ CHA	L5	110-124	24-25	Anderson/28	Grant/18	Rice/40	24,042
50	2/19	POR	W1	95-84	25-25	Hardaway/21	Grant/10	Wallace/20	17,248*
51	2/21	DEN	W2	99-86	26-25	Hardaway/22	Grant/8	L Ellis/24	17,248*
52	2/23	@ IND	W3	99-90	27-25	Grant/19	Grant/9	Miller/26	16,673
53	2/24	DET	W4	93-84	28-25	Hardaway/29	Seikaly/8	Ratiff/17	17,248*
54	2/26	MIA	W5	98-86	29-25	Seikaly-Scott/26	Grant/10	Mashburn/21	17,248*
55	2/28	SAN	W6	94-73	30-25	Hardaway/20	Strong/11	Wilkins/19	17,248*
56	3/2	SEA	L1	101-109	30-26	Anderson/20	Seikaly/14	Payton/32	17,248*
57	3/4	@ SEA	W1	101-89	31-26	Hardaway/26	Grant/14	Payton/23	17,072
58	3/6	@ LAC	W2	94-93	32-26	Hardaway/21	Grant-Seikaly/11	Smith/28	14,916
59	3/7	@ GS	L1	101-108	32-27	Grant/23	Seikaly/12	Smith/23	17,027
60	3/9	@ PHO	L2	85-121	32-28	Hardaway/19	Strong/8	Person/31	19,023
61	3/11	@ DEN	W1	96-91	33-28	Hardaway/27	Grant/12	Ellis/19	10,211
62	3/12	@ HOU	W2	96-95	34-28	Hardaway/31	Strong/13	Oluajuwon/32	16,285
63	3/14	CHA	W3	86-81	35-28	Hardaway/27	Seikaly/12	Rice/39	17,248*
64	3/16	VAN	W4	100-89	36-28	Wilkins/17	Seikaly/8	Abdur-Rahim/22	17,248*
65	3/17	@ ATL	L1	107-112	36-29	Hardaway/35	Grant-Seikaly/9	Smith/38	15,708#
66	3/20	GS	W1	100-95	37-29	Seikaly/28	Grant/9	Smith/24	17,248*
67	3/21	@ BOS	W2	104-99	38-29	Hardaway/27	Grant-Seikaly/11	Walker-Wesley/19	17,979
68	3/23	LAL	W3	110-84	39-29	Anderson-Hardaway/21	Grant/16	Campbell/16	17,248*
69	3/25	SAC	W4	114-103	40-29	Hardaway/30	Seikaly/14	Richmond/34	17,248*
70	3/27	@ SAN	L1	93-97	40-30	Seikaly/22	Strong/8	Williams/20	16,792
71	3/30	NY	L2	86-101	40-31	Hardaway/21	Anderson-Seikaly/8	Ewing/33	17,248*
72	4/1	PHI	L1	93-105	40-32	Hardaway/30	Seikaly/19	Davis/27	17,248*
73	4/3	LAC	L2	94-113	40-33	Hardaway/27	Hardaway/9	Martin/31	17,248*
74	4/4	@ NY	W1	93-84	41-33	Hardaway/23	Strong/12	Johnson/25	19,763
75	4/6	CHI	L1	94-110	41-34	Hardaway-Seikaly/23	Seikaly/9	Jordan/37	17,248*
76	4/8	@ MIL	W1	97-82	42-34	Hardaway/30	Strong/16	Robinson/22	15,799
77	4/10	@ TOR	W2	105-69	43-34	Scott/20	Hardaway-Schayes/9	Wright/17	20,280
78	4/12	BOS							



Front Row (L-R): Jeff Turner #31, Dennis Scott #3, Donald Royal #5, Brooks Thompson #22, Anfernee Hardaway #1, Nick Anderson #25, Brian Shaw #20, Darrell Armstrong #10, Anthony Bowie #14, David Vaughn #42.

Back Row (L-R): Head Trainer Lenny Currier, Head Coach Brian Hill, Assistant Coach Richie Adubato, Assistant Coach Tom Sterner, Assistant Coach Tree Rollins, Geert Hammink #43, Shaquille O'Neal #32, Horace Grant #54, Jon Koncak #45, President Bob Vander Weide, General Manager John Gabriel, Strength and Conditioning Coach David Oliver, Senior Executive Vice President Pat Williams, Equipment Manager Rodney Powell. (Not pictured: Anthony Bonner and Joe Wolf)

1995/1996 Regular Season Statistics (60-22)

PLAYER	G	GS	MIN	-FIELD GOALS-			-3-POINT FG-			-FREE THROWS-			-REBOUNDS-			AST	PF	DQ	STL	TO	BLK	PTS	AVG
				FG	FGA	PCT	FG	FGA	PCT	FT	FTA	PCT	OFF	DEF	TOT								
O'Neal	54	52	1946	592	1033	.573	1	2	.500	249	511	.487	182	414	596	155	193	1	34	155	115	1434	26.6
Hardaway	82	82	3015	623	1215	.513	89	283	.314	445	580	.767	129	225	354	582	160	0	166	229	41	1780	21.7
Scott	82	82	3041	491	1117	.440	267	628	.425	182	222	.820	63	246	309	243	169	1	90	122	29	1431	17.5
Anderson	77	77	2717	400	904	.442	168	430	.391	166	240	.692	92	323	415	279	135	0	121	141	46	1134	14.7
Grant	63	62	2286	347	677	.513	0	0	-.167	152	207	.734	178	402	580	170	144	1	62	64	74	847	13.4
Gattison (TOT)	25	14	570	91	190	.479	0	0	---	47	78	.603	35	79	114	14	75	0	10	40	11	229	9.2
Shaw	75	1	1679	182	486	.374	41	144	.285	91	114	.798	58	166	224	336	160	1	58	173	11	496	6.6
Royal	64	7	963	106	216	.491	0	2	.000	125	164	.762	42	97	0	29	52	15	337	5.3			
Wolf (TOT)	64	8	1065	135	263	.513	0	6	.000	21	29	.724	49	138	187	63	163	4	15	42	5	291	4.5
Wolf (ORL)	63	8	1047	135	262	.515	0	6	.000	21	29	.724	49	136	185	63	161	4	13	40	5	291	4.6
Thompson	33	0	246	48	103	.466	25	64	.391	19	27	.704	4	20	24	31	35	0	12	24	0	140	4.2
Bowie	74	4	1078	128	272	.471	12	31	.387	40	46	.870	40	83	123	105	112	0	34	55	10	308	4.2
Turner	13	0	192	18	51	.353	9	27	.333	2	2	1.000	10	18	28	6	33	2	2	11	1	47	3.6
Bonner	4	0	43	5	15	.333	0	0	---	3	7	.429	6	13	19	4	11	0	3	3	0	13	3.3
Armstrong	13	0	41	16	32	.500	6	12	.500	4	4	1.000	0	2	2	5	4	0	6	6	0	42	3.2
Koncak	67	35	1288	84	175	.480	3	9	.333	32	57	.561	63	209	272	51	226	7	27	41	44	203	3.0
Vaughn	33	0	266	27	80	.338	0	1	.000	10	18	.556	33	47	30	8	68	2	6	18	15	64	1.9
Hammink	3	0	7	1	2	.500	0	0	---	2	4	.500	2	1	3	0	1	0	0	2	0	4	1.3
MAGIC	82	19855	3203	6640	482	622	1645	378	1543	2232	.691	966	2401	3367	2080	1709	19	663	1160	406	8571	104.5	
OPPONENTS	82	19855	3060	6736	454	496	1357	366	1499	2037	.736	1087	2365	3452	1869	1827	19	644	1238	324	8115	99.0	

GAME #	DATE	OPP	STREAK	RESULT	TOTAL	MAGIC HI SCORER	MAGIC HI REBOUNDER	OPP HI SCORER	ATTENDANCE
1	11/3	CLE	W1	99-88	1-0	Hardaway/28	Grant/10	Mills/15	17,248*
2	11/4	@ ATL	L1	91-124	1-1	Shaw/19	Grant/10	Smith/27	13,539
3	11/6	WAS	W1	105-95	2-1	Grant-Hardaway/25	Grant/10	Howard/18	17,248*
4	11/8	NJ	W2	130-122	3-1	Hardaway/42	Anderson/15	Edwards/21	17,248###
5	11/10	@ BOS	W3	110-94	4-1	Scott/30	Grant/14	Fox/19	18,624
6	11/11	MIA	W4	94-93	5-1	Hardaway/33	Koncak/9	Mourning/28	17,248*
7	11/14	CHI	W5	94-88	6-1	Hardaway/36	Koncak/9	Jordan/23	17,248*
8	11/16	IND	W6	89-80	7-1	Hardaway/30	Grant/15	Johnson-Pierce/18	17,248*
9	11/18	@ MIA	L1	90-93	7-2	Scott/22	Anderson/11	Owens/20	15,200
10	11/20	GS	W1	101-95	8-2	Hardaway/29	Koncak/10	Mullin/23	17,248*
11	11/22	VAN	W2	95-93	9-2	Hardaway/37	Anderson-Grant/11	Scott/20	17,248*
12	11/24	@ MIN	W3	109-98	10-2	Anderson/34	Grant-Hardaway/7	Gugliotta-Rider/29	17,377
13	11/25	@ WAS	W4	114-112	11-2	Hardaway/30	Scott/10	Pack/35	18,756
14	11/27	DET	W5	96-95	12-2	Anderson/31	Koncak/10	Houston-Mills/19	17,248*
15	11/30	DAL	W6	110-96	13-2	Scott/29	Grant/13	Dumas/22	17,248*
16	12/2	@ SAC	L1	106-109	13-3	Hardaway/22	Koncak/7	Grant/27	17,317
17	12/3	@ POR	L2	82-93	13-4	Grant-Scott/20	Grant/9	C. Robinson/22	21,401
18	12/5	@ LAC	W1	114-105	14-4	Hardaway/38	Grant/13	Vaught/22	8,199
19	12/6	@ GS	W2	109-107	15-4	Hardaway-Scott/23	Anderson-Hardaway/6	Anderson-Hardaway/6	15,025
20	12/8	CHA	W3	105-95	16-4	Hardaway/28	Grant/7	Rice/31	17,248*
21	12/12	@ NJ	W4	109-107	17-4	Anderson/29	Grant/11	Anderson/24	20,049
22	12/13	@ CHI	L1	103-112	17-5	Hardaway/26	Grant/10	Jordan/36	23,895
23	12/15	UTA	W1	111-99	18-5	O'Neal-Scott/26	Grant-O'Neal/11	Malone/24	17,248*
24	12/17	@ TOR	L1	93-110	18-6	O'Neal/32	O'Neal/32	Stoudamire/21	25,820
25	12/20	MIN	W1	107-100	19-6	Hardaway/32	Anderson/10	Laettner/29	17,248*
26	12/22	NY	W2	111-90	20-6	O'Neal/28	O'Neal/28	Harper/21	17,248*
27	12/23	@ DET	W3	94-79	21-6	Anderson-Hardaway/22	O'Neal/11	Houston/19	19,795
28	12/25	HOU	W4	92-90	22-6	Hardaway-O'Neal/22	O'Neal/18	O'Neal/18	17,248*
29	12/29	LAC	W5	122-98	23-6	O'Neal/25	O'Neal-Shaw/10	Vaught/20	17,248*
30	1/3	TOR	W6	121-110	24-6	Hardaway/34	O'Neal/8	Robertson/27	17,248*
31	1/5	SEA	W7	115-93	25-6	O'Neal/38	O'Neal/13	Hawkins/25	17,248*
32	1/6	@ CLE	L1	94-105	25-7	Scott/27	Scott/27	Mills/23	20,562
33	1/9	NJ	W1	92-84	26-7	Scott/23	Anderson/12	Gilliam/26	17,248*
34	1/12	MIL	W2	93-88	27-7	Scott/37	Scott/37	Robinson/31	17,248*
35	1/13	@ SAN	L1	105-106	27-8	Hardaway/35	Anderson/10	Del Negro/30	30,256
36	1/15	@ DAL	L2	104-119	27-9	O'Neal/33	O'Neal/8	Jackson/29	17,502
37	1/17	@ PHO	W1	113-95	28-9	O'Neal/35	Scott/11	Finley/18	19,023
38	1/19	@ UTA	L1	99-111	28-10	Anderson/29	O'Neal/8	Malone/37	19,911
39	1/21	@ HOU	W1	97-96	29-10	O'Neal/29	O'Neal/16	O'Neal/16	16,285
40	1/23	PHI	W2	105-90	30-10	O'Neal/20	O'Neal/20	Ruffin/23	17,248*
41	1/26	@ ATL	L1	84-96	30-11	O'Neal/20	Anderson-O'Neal/10	Smith/22	16,378
42	1/27	@ IND	L2	79-102	30-12	O'Neal/23	O'Neal/13	Pierce-Smiths/18	16,746
43	1/30	BOS	W1	104-99	31-12	O'Neal/30	O'Neal/19	Dwy/26	17,248*
44	2/1	@ NY	L1	102-110	31-13	Anderson/30	Grant/13	Ewing/23	19,763
45	2/2	ATL	W1	108-95	32-13	O'Neal/25	O'Neal/16	Augmon/21	17,248*
46	2/4	SAN	W2	122-109	33-13	Anderson/33	Grant/15	Robinson/36	17,248#
47	2/6	SAC	W3	112-102	34-13	Hardaway/24	Grant/8	Richmond/25	17,248*
48	2/7	@ DET	L1	83-97	34-14	Hardaway-Scott/16	Grant/9	Johnson/31	21,454
49	2/13	DEN	W1	121-93	35-14	O'Neal/30	O'Neal/12	D. Ellis/18	17,248*
50	2/16	MIL	W2	121-91	36-14	O'Neal/31	Grant/11	Benjamin-Conlon/13	17,248*
51	2/17	@ MIA	W3	95-93	37-14	O'Neal/31	Grant/18	Mourning/27	15,200
52	2/20	PHI	W4	123-104	38-14	O'Neal/24	O'Neal/13	Ruffin/32	17,248*
53	2/23	@ IND	W5	99-97	39-14	Scott/32	O'Neal/11	McKey/21	16,719
54	2/25	@ MIL	W6	115-102	40-14	Hardaway/19	Grant/9	Baker/25	18,633
55	2/25	@ CHI	L1	91-111	40-15	O'Neal/33	O'Neal/16	Kucoc/24	24,102
56	2/28	MIA	W1	116-112	41-15	O'Neal/31	O'Neal/14	Hardaway/22	17,248*
57	2/29	@ NJ	W2	114-98	42-15	O'Neal/33	O'Neal/9	Childs/25	20,049
58	3/2	POR	W3	115-89	43-15	O'Neal/41	O'Neal/17	C. Robinson/26	17,248*
59	3/4	@ PHI	W4	110-97	44-15	Scott/26	Grant/13	Ruffin/17	17,291
60	3/5	@ CHA	W5	123-97	45-15	Anderson/28	O'Neal/10	Johnson/27	24,042
61	3/8	CHA	W6	117-112	46-15	O'Neal/36	Grant/12	Johnson/35	17,248*
62	3/10	PHO	W7	122-106	47-15	O'Neal/25	Grant/11	Manning/32	17,248*
63	3/12	@ DEN	L1	93-110	47-16	Anderson-Hardaway/21	O'Neal/11	Stith/23	17,171
64	3/13	@ SEA	L2	99-100	47-17	Hardaway/22	Grant/11	Payton/23	17,072
65	3/15	@ VAN	W1	92-87	48-17	Hardaway/29	O'Neal/14	Murdoch/16	19,193#
66	3/17	@ LAL	W2	98-97	49-17	Grant-O'Neal/26	O'Neal/14	Campbell-Van Exel/22	17,505
67	3/19	DET	W3	113-91	50-17	Grant/26	Bowie/10	Hunter/15	17,248*
68	3/20	@ BOS	W4	112-90	51-17	Hardaway/35	O'Neal/14	Wesley/22	18,624
6									



Front row (L-R): Dennis Scott #3, Jeff Turner #31, Donald Royal #5, Anfernee Hardaway #1, Nick Anderson #25, Brian Shaw #20, Brooks Thompson #22, Greg Grant #8, Anthony Bowie #14.


Back row (L-R): Equipment Manager Rodney Powell, Head Trainer Lenny Currier, Head Coach Brian Hill, Assistant Coach Richie Aduvato, Pro Scout/Assistant Coach Tom Sterner, Anthony Avent #00, Shaquille O'Neal #32, Keith Tower #55, Assistant Coach Tree Rollins #30, Geert Hammink #43, Horace Grant #54, President Bob Vander Weide, General Manager Pat Williams, Vice President of Basketball Operations/Player Personnel John Gabriel, Strength and Conditioning Coach David Oliver.

1994/1995 Regular Season Statistics (57-25)

PLAYER	G	GS	MIN	-FIELD GOALS-			-3-POINT FG-			-FREE THROWS-			-REBOUNDS-			AST	PF	DQ	STL	TO	BLK	PTS	AVG
				FG	FGA	PCT	FG	FGA	PCT	FT	FTA	PCT	OFF	DEF	TOT								
O'Neal	79	79	2923	930	1594	.583	0	5	.000	455	854	.533	328	573	901	214	258	1	73	204	192	2315	29.3
Hardaway	77	77	2901	585	1142	.512	87	249	.349	356	463	.769	139	197	336	551	158	1	130	258	26	1613	20.9
Anderson	76	76	2588	439	923	.476	179	431	.415	143	203	.704	85	250	335	314	124	0	125	141	22	1200	15.8
Scott	62	10	1499	283	645	.439	150	352	.426	86	114	.754	25	121	146	131	119	1	45	57	14	802	12.9
Grant	74	74	2693	401	707	.567	0	8	.000	146	211	.692	223	492	715	173	203	2	76	85	88	948	12.8
Royal	70	68	1841	206	434	.475	0	4	.000	223	299	.746	83	189	279	198	156	0	45	125	16	635	9.1
Shaw	78	9	1836	192	494	.389	48	184	.261	70	95	.737	52	189	241	406	184	1	73	184	18	502	6.4
Bowie	77	4	1261	177	369	.480	12	40	.300	61	73	.836	54	85	139	159	138	1	47	86	21	427	5.5
Turner	49	5	576	73	178	.410	27	75	.360	26	29	.897	23	74	97	38	102	2	12	22	3	199	4.1
Hammink	1	0	7	1	3	.333	0	0	---	2	2	1.000	0	2	2	1	1	0	0	0	4	4.0	
Avent	71	3	1066	105	244	.430	0	0	---	48	75	.640	97	196	293	41	170	1	28	53	50	258	3.6
Armstrong	3	0	8	3	8	.375	2	6	.333	2	2	1.000	1	0	1	3	3	0	1	1	0	10	3.3
Thompson	38	2	246	45	114	.395	18	58	.310	8	12	.667	7	16	23	43	46	1	10	27	2	116	3.1
Rollins	51	3	478	20	42	.476	0	0	---	21	31	.677	31	64	95	9	63	0	7	23	36	61	1.2
Tower	3	0	7	0	2	.000	0	0	---	1	2	.500	1	2	3	0	1	0	0	1	0	1	0.3
MAGIC	82		19930	3460	6899	.502	523	1412	.370	1648	2465	.669	1149	2457	3606	2281	1726	11	672	1297	488	9091	110.9
OPPONENTS	82		19930	3242	7093	.457	468	1239	.378	1560	2106	.741	1136	2228	3362	1986	1954	21	700	1234	367	8512	103.8

GAME #	DATE	OPP	STREAK	RESULT	TOTAL	MAGIC HI SCORER	MAGIC HI REBOUNDER	OPP HI SCORER	ATTENDANCE
1	11/4	@ WAS	L1	108-110	0-1	O'Neal/28	O'Neal/12	Gugliotta/24	18,756
2	11/5	PHI	W1	122-107	1-1	O'Neal/30	Royal/14	Weatherspoon/27	16,010*
3	11/9	@ CHA	W2	130-128	2-1	O'Neal/46	O'Neal/20	Mourning/26	23,698#
4	11/10	@ NY	L1	99-101	2-2	O'Neal/41	O'Neal/17	Ewing/24	19,763
5	11/12	@ PHI	W1	116-103	3-2	O'Neal/28	O'Neal/12	Wright/19	17,247
6	11/15	WAS	W2	122-102	4-2	O'Neal/29	O'Neal-Grant/13	Hawkins/32	16,010*
7	11/18	NJ	W3	113-103	5-2	Anderson/25	Anderson/12	Coleman/22	16,010*
8	11/21	MIA	W4	124-89	6-2	Hardaway/30	Grant/10	Willis/20	16,010*
9	11/23	HOU	W5	117-94	7-2	O'Neal/30	Grant/12	Olajuwon/27	16,010*
10	11/25	@ BOS	W6	124-118	8-2	O'Neal/35	Grant/14	Radja/30	14,890
11	11/26	@ MIL	W7	113-105	9-2	Hardaway/35	O'Neal/12	Day/26	18,633
12	11/30	SAC	W8	114-107	10-2	O'Neal/41	Grant/11	Richmond/20	16,010*
13	12/2	NY	W9	125-100	11-2	O'Neal/38	O'Neal/10	Ewing/15	16,010*
14	12/3	@ ATL	L1	105-107	11-3	O'Neal/27	O'Neal/15	Augmon/21	15,752
15	12/6	@ CLE	W1	114-97	12-3	Anderson-O'Neal/26	O'Neal/10	Brandon-Williams/14	20,562
16	12/7	CLE	W2	90-75	13-3	O'Neal/33	O'Neal/10	Mills/14	16,010*
17	12/9	@ MIA	W3	110-96	14-3	O'Neal/25	Grant/11	Owens/21	15,200
18	12/10	ATL	W4	109-98	15-3	O'Neal/33	O'Neal/13	Blaylock/15	16,010*
19	12/12	@ NJ	L1	101-128	15-4	O'Neal/18	Grant/17	Coleman/22	20,949
20	12/14	DEN	W1	120-96	16-4	O'Neal/24	Avent/11	Slater/16	16,010*
21	12/16	@ GS	W2	131-128	17-4	O'Neal/40	O'Neal/18	Sprewell/40	15,025#
22	12/17	@ SEA	L1	84-124	17-5	O'Neal/15	Anderson/8	Payton/31	16,852
23	12/20	@ POR	W1	108-104	18-5	O'Neal/30	O'Neal/11	Drexler/16	12,888
24	12/21	@ LAC	W2	102-91	19-5	O'Neal/32	Grant/13	Murray/18	12,498
25	12/23	MIL	W3	123-91	20-5	O'Neal/32	Grant/11	Robinson/20	16,010*
26	12/26	@ WAS	W4	128-121	21-5	Anderson/35	Grant/12	Howard/24	18,756#
27	12/27	MIA	W5	103-83	22-5	O'Neal/28	Grant/15	Rice/20	16,010*
28	12/29	@ CHA	L1	123-125	22-6	O'Neal/30	O'Neal/10	Curry/20	23,698
29	12/30	LAC	W1	116-105	23-6	O'Neal/38	Grant/17	Vaught/21	16,010*#
30	1/4	NJ	W2	113-110	24-6	Hardaway/33	Grant/10	Coleman/19	16,010*
31	1/6	MIN	W3	121-99	25-6	O'Neal/34	Grant/10	Rider/32	16,010*
32	1/9	@ DET	W4	108-88	26-6	Hardaway/26	Grant/14	Dumars/19	21,454
33	1/10	@ CHI	L1	77-109	26-7	O'Neal/17	O'Neal/12	Pippen/26	22,529
34	1/11	DET	W1	124-107	27-7	O'Neal/37	Grant-O'Neal/7	Dumars/21	16,010*
35	1/13	@ ATL	W2	101-96	28-7	Hardaway/26	Hardaway/13	Blaylock/18	16,378
36	1/14	PHI	W3	91-70	29-7	O'Neal/31	O'Neal/10	Wright/10	16,010*
37	1/17	CHA	W4	109-98	30-7	O'Neal/35	O'Neal/15	Mourning/33	16,010*
38	1/18	@ DAL	W5	108-97	31-7	O'Neal/42	O'Neal/10	Mashburn/29	17,502
39	1/20	@ DEN	W6	112-108	32-7	Hardaway/27	Grant-O'Neal/12	Mutombo-Williams/15	17,171#
40	1/22	@ PHO	L1	110-111	32-8	O'Neal/24	Grant/12	Majerle/29	19,023#
41	1/25	BOS	W1	110-97	33-8	O'Neal/31	O'Neal/15	Radja/29	16,010*
42	1/26	CHI	W2	102-99	34-8	O'Neal/37	O'Neal/17	Blount/16	16,010*
43	1/28	MIL	W3	107-103	35-8	Grant/25	Grant/14	Baker/27	16,010*
44	2/2	SEA	L1	103-106	35-9	O'Neal/39	O'Neal/10	Payton/26	16,010*
45	2/3	@ IND	L2	106-118	35-10	Scott/35	O'Neal/10	Smits/27	16,010*
46	2/5	NY	W1	103-100	36-10	O'Neal/41	O'Neal/15	Ewing/38	16,010*#
47	2/8	DAL	W2	110-92	37-10	Hardaway/20	O'Neal/10	Jones/14	16,010*
48	2/14	IND	W3	111-92	38-10	Scott/18	Grant/16	Smits/20	16,010*
49	2/15	@ CLE	L1	99-100	38-11	O'Neal/26	Anderson-O'Neal/9	Brandon/31	20,562#
50	2/17	PHI	W1	129-83	39-11	Hardaway/31	Grant-O'Neal/9	Williams/19	16,010*
51	2/19	@ MIN	L1	95-100	39-12	O'Neal/36	O'Neal/12	Rider/33	19,934
52	2/20	@ MIL	W1	152-104	40-12	O'Neal/30	Grant/12	Day-Robinson/22	18,633
53	2/23	@ BOS	L1	117-119	40-13	O'Neal/38	O'Neal/9	Radja/27	15,242
54	2/24	BOS	W1	129-103	41-13	Anderson-Hardaway/27	Anderson/9	Radja/21	16,010*
55	2/26	CHI	W2	105-103	42-13	Hardaway/39	Rollins/10	Kucok/22	16,010*
56	2/28	NY	W3	118-106	43-13	O'Neal/41	Grant/14	Ewing/32	16,010*
57	3/2	@ HOU	W4	107-96	44-13	Hardaway/39	O'Neal/20	Drexler/25	16,611
58	3/3	@ SA	L1	111-112	44-14	O'Neal/36	O'Neal/12	Robinson/24	35,818
59	3/5	ATL	W1	113-111	45-14	O'Neal/30	O'Neal/9	Smith/23	16,010*#
60	3/8	LAL	W2	114-110	46-14	O'Neal/46	O'Neal/11	Peeler/26	16,010*
61	3/10	POR	W3	97-85	47-14	O'Neal/26	O'Neal/15	Thorpe/21	16,010*
62	3/12	SA	W4	110-104	48-14	Hardaway/31	Grant/14	Robinson/34	16,010*
63	3/14	UTA	L1	95-108	48-15	O'Neal/29	Grant/14	Malone/27	16,010*
64	3/15	@ NJ	L2	99-108	48-16	O'Neal/34	O'Neal/34	Coleman/36	20,949
65	3/17	@ IND	L3	97-107	48-17	O'Neal/28	O'Neal/14	Smits/21	16,706
66	3/21	PHO	W1	126-102	49-17	Hardaway-O'Neal/26	Grant/11	Barkley/23	16,010*
67	3/23	CHA	W2	105-93	50-17	O'Neal/34	O'Neal/15	Mourning/35	16,010*
68	3/24	@ CHI	W3	106-99	51-17	O'Neal/24	O'Neal/16	Armstrong/23	24,247
69	3/26	GS	W4	132-98	52-17	Scott/32	O'Neal/12	Sprewell/25	16,010*
70	3/28	@ SAC	L1	106-117	52-18	O'Neal/32	O'Neal/32	Richmond/35	17,317
71	3/31	@ UTA	W1	101-98	53-18	O'Neal/28	O'Neal/11	Malone/26	19,911
72	4/2	@ LAL	L1	112-119	53-19	O'Neal/27	O'Neal/12	Ceballos/33	17,505
73	4/5	DET	W1	128-125	54-19	O'Neal/40	O'Neal/19	Dumars/41	16,010*
74	4/7	@ DET	L1	94-104	54-20	O'Neal/31	O'Neal/18	Houston/25	21,454
75	4/8	@ PHI	L2	99-109	54-21	Grant/25	Grant/15	Barros/25	18,168
76	4/11	CLE	W1	107-90	55-21	O'Neal/30	O'Neal/30	Hill/24	16,010*
77	4/13	@ BOS	L1	114-119	55-22	Grant/29	O'Neal/12	Radja/29	14,890
78	4/15	@ MIA	L2	117-123	55-23	O'Neal/38	O'Neal/16	Rice/56	15,200
79	4/17	WAS	W1	111-110	56-23	O'Neal/34	O'Neal/12	Three players/1	16,010*
80	4/19	@ WAS	L1	117-123	56-24	Hardaway/35	Grant/13	Overton/30	18,756#
81	4/21	IND	W1	110-86	57-24	Grant-O'Neal/20	O'Neal/13	Miller/14	16,010*
82	4/23	@ NY	L1	99-113	57-25	Scott/38	Avent/10	Smith/29	19,763

*=sellout; #=overtime




Front Row (L-R): Dennis Scott #3, Anthony Bowie #14, Anfernee Hardaway #1, Scott Skiles #4, Nick Anderson #25, Litterial Green #11, Donald Royal #5, Todd Lichti #24.

Back Row (L-R): Trainer Lenny Carrier, Head Coach Brian Hill, Strength and Conditioning Coach David Oliver, Assistant Coach Bob Hill, Assistant Coach Tree Rollins, Anthony Cook #00, Keith Tower #55, Shaquille O'Neal #32, Greg Kite #34, Jeff Turner #31, Larry Krystkowiak #42, General Manager Pat Williams, President Bob Vander Weide, Vice President of Basketball Operations/Player Personnel John Gabriel, Video Scout Tom Sterner, Equipment Manager Rodney Powell.

1993/1994 Regular Season Statistics (50-32)

PLAYER	G	GS	MIN	-FIELD GOALS-			-3-POINT FG-			-FREE THROWS-			-REBOUNDS-			AST	PF	DQ	STL	TO	BLK	PTS	AVG
				FG	FGA	PCT	FG	FGA	PCT	FT	FTA	PCT	OFF	DEF	TOT								
O'Neal	81	81	3224	953	1591	.599	0	2	.000	471	850	.554	384	688	1072	195	281	3	76	222	231	2377	29.3
Hardaway	82	82	3015	509	1092	.466	50	187	.267	245	330	.742	192	247	439	544	205	2	190	292	51	1313	16.0
Anderson	81	81	2811	504	1054	.478	101	314	.322	168	250	.672	113	363	476	294	148	1	134	165	33	1277	15.8
Scott	82	37	2283	384	949	.405	155	388	.399	123	159	.774	54	164	218	216	161	0	81	93	32	1046	12.8
Skiles	82	46	2303	276	644	.429	68	165	.412	195	222	.878	42	147	189	503	171	1	47	193	2	815	9.9
Royal	74	0	1357	174	347	.501	0	2	.000	199	269	.740	94	154	248	61	121	1	50	76	16	547	7.4
Turner	68	51	1536	199	426	.467	18	55	.327	35	45	.778	79	192	271	60	239	1	23	75	11	451	6.6
Avent (TOT)	74	40	1371	150	398	.377	0	0	---	89	123	.724	144	194	338	65	147	0	33	85	31	389	5.3
Avent (ORL)	41	20	676	58	170	.341	0	0	---	28	44	.636	84	100	184	32	87	0	17	42	11	144	3.5
Krystkowiak	34	11	682	71	148	.480	0	1	.000	31	39	.795	38	85	123	35	74	0	14	29	4	173	5.1
Bowie	70	0	948	139	289	.481	1	18	.056	41	49	.837	29	91	120	102	81	0	32	58	12	320	4.6
Green	29	0	126	22	57	.386	1	4	.250	28	37	.757	6	6	12	9	16	0	6	13	1	73	2.5
Hammink	1	0	3	1	3	.333	0	0	---	0	0	---	1	0	1	1	1	0	0	0	0	2	2.0
Lichti	4	0	20	4	9	.444	0	0	---	0	0	---	3	1	4	2	3	0	2	2	0	8	2.0
Rollins	45	1	384	29	53	.547	0	0	---	18	30	.600	33	63	96	9	55	1	7	13	35	76	1.7
Kite	29	0	309	13	35	.371	0	0	---	8	22	.364	22	48	70	4	61	0	2	17	12	34	1.2
Tower	11	0	32	4	9	.444	0	0	---	0	0	---	0	6	6	1	6	0	0	0	0	8	0.7
Williams	3	0	19	1	6	.167	0	1	.000	0	0	---	3	1	4	2	3	0	2	0	3	2	0.7
Cook	2	0	2	0	1	.000	0	0	---	0	0	---	0	0	0	0	0	0	0	1	2	0	0.0
MAGIC	82		19730	3341	6883	.485	394	1137	.347	1590	2346	.678	1177	2356	3533	2070	1713	10	683	1327	456	8666	105.7
OPPONENTS	82		19730	3263	7125	.458	296	847	.349	1525	2047	.745	1197	2305	3502	2103	1844	16	756	1228	442	8347	101.8

GAME #	DATE	OPP	STREAK	RESULT	TOTAL	MAGIC HI SCORER	MAGIC HI REBOUNDER	OPP HI SCORER	ATTENDANCE
1	11/5	@ MIA	W1	116-96	1-0	O'Neal/42	O'Neal/12	Seikaly/21	15,200
2	11/6	PHI	W2	114-89	2-0	O'Neal/36	Three players/7	Hornacek/20	15,291+
3	11/9	IND	W3	104-98	3-0	O'Neal/37	O'Neal/9	Miller/25	15,291+
4	11/11	@ CHA	L1	87-120	3-1	O'Neal/19	O'Neal/8	Curry/22	23,698
5	11/12	MIA	L2	100-115	3-2	Anderson/29	Anderson/9	Rice/30	15,291+
6	11/16	UTA	W1	114-96	4-2	Skiles/25	O'Neal/10	Malone/30	15,291+
7	11/17	@ DET	L1	92-98	4-3	O'Neal/25	O'Neal/13	Laimbeer/26	21,545
8	11/19	@ BOS	L2	106-115	4-4	O'Neal/41	O'Neal/10	Radja/19	14,890
9	11/20	@ NJ	W1	87-85	5-4	Anderson/25	O'Neal/28	Gilliam/25	20,049
10	11/23	GS	W2	127-107	6-4	O'Neal/28	Anderson/9	Sprewell/18	15,291+
11	11/27	@ WAS	L1	110-112	6-5	Anderson/35	O'Neal/11	Adams/24	18,756
12	12/1	POR	W1	114-106	7-5	O'Neal/26	O'Neal/11	Grant/17	15,291+
13	12/3	SA	L1	84-94	7-6	O'Neal/21	O'Neal/19	Robinson/23	15,291+
14	12/4	@ CLE	W1	87-83	8-6	O'Neal/23	O'Neal/15	Price/17	20,273
15	12/7	DET	W2	91-89	9-6	O'Neal/27	O'Neal/16	Dumars/28	15,291+
16	12/9	@ IND	L1	105-111	9-7	O'Neal/49	O'Neal/11	Miller/23	15,171
17	12/10	BOS	W1	117-102	10-7	O'Neal/30	O'Neal/12	Radja/22	15,291+
18	12/12	@ POR	W2	103-88	11-7	O'Neal/23	O'Neal/11	Porter/21	12,888
19	12/14	@ SEA	L1	100-124	11-8	Royal/17	O'Neal/11	Pierce/24	14,813
20	12/15	@ LAC	L2	109-110	11-9	O'Neal/31	O'Neal/14	Harper/27	13,909
21	12/17	@ PHO	W1	104-101	12-9	O'Neal/36	O'Neal/15	Barkley/26	19,023
22	12/19	@ SAC	W2	97-91	13-9	O'Neal/27	O'Neal/17	Richmond/32	17,317
23	12/21	LAL	L1	102-109	13-10	O'Neal/33	O'Neal/10	Christie/31	15,291+
24	12/23	NJ	W1	122-112	14-10	O'Neal/34	O'Neal/15	Coleman/27	15,291+
25	12/25	@ CHI	L1	93-95	14-11	Anderson/24	O'Neal/11	Pippen/28	18,676
26	12/27	SAC	W1	122-110	15-11	O'Neal/32	O'Neal/17	Richmond/40	15,291+
27	12/29	ATL	L1	90-92	15-12	Anderson/31	O'Neal/13	Blaylock/18	15,291+
28	12/30	@ MIA	W1	108-100	16-12	O'Neal/27	O'Neal/19	Rice/24	15,200
29	1/4	@ NY	L1	95-100	16-13	O'Neal/26	Anderson/8	Starks/39	19,763
30	1/5	CHI	W1	105-90	17-13	O'Neal/28	O'Neal/20	Pippen/20	15,291+
31	1/8	WAS	W2	112-101	18-13	O'Neal/29	O'Neal/19	McLean/31	15,291+
32	1/10	HOU	W3	115-100	19-13	Hardaway-O'Neal/28	O'Neal/17	Olajuwon/11	15,291+
33	1/12	CLE	L1	109-118	19-14	Hardaway/25	O'Neal/9	Wilkins/38	15,291+
34	1/14	@ MIN	L2	92-96	19-15	O'Neal/25	Turner-O'Neal/9	Rider/19	19,006
35	1/15	@ MIL	W1	113-105	20-15	O'Neal/33	O'Neal/14	Brickowski/32	18,633
36	1/17	@ CLE	L1	107-114	20-16	O'Neal/31	O'Neal/26	Wilkins/26	20,273
37	1/19	LAC	W1	108-96	21-16	O'Neal/40	O'Neal/17	Harper/21	15,291+
38	1/21	NY	W2	106-103	22-16	O'Neal/37	O'Neal/19	Ewing/36	15,291+
39	1/22	@ PHI	W3	121-112	23-16	O'Neal/33	Anderson/14	Bradley/24	18,168
40	1/25	WAS	W4	112-89	24-16	O'Neal/22	O'Neal/12	Gugliotta/23	15,291+
41	1/26	@ CHA	W5	145-120	25-16	O'Neal/36	Hardaway-O'Neal/9	Johnson/29	23,698
42	1/28	MIA	L1	97-106	25-17	Anderson-O'Neal/21	O'Neal/11	Rice/34	15,291+
43	1/29	@ WAS	W1	103-99	26-17	O'Neal/27	Anderson/11	Cheaney/26	18,756
44	2/2	@ ATL	L1	99-118	26-18	O'Neal/22	O'Neal/8	Wilkins/26	16,368
45	2/4	MIL	L2	92-98	26-19	O'Neal/29	Hardaway/13	Brickowski/21	15,291+
46	2/6	@ NY	L3	77-95	26-20	O'Neal/22	O'Neal/13	Ewing/32	19,763
47	2/9	ATL	W1	104-87	27-20	O'Neal/37	O'Neal/13	Wilkins/30	15,291+
48	2/15	BOS	W2	102-92	28-20	O'Neal/36	O'Neal/36	Radja-Gamble/14	15,291+
49	2/18	SEA	W3	124-93	29-20	O'Neal/38	O'Neal/20	Gill/20	15,291+
50	2/20	@ MIL	W4	109-104	30-20	O'Neal/38	O'Neal/14	Baker-Day/20	18,174
51	2/23	IND	W5	103-99	31-20	O'Neal/28	Avent/8	Smits/16	15,291+
52	2/25	NJ	W6	114-102	32-20	Anderson/28	O'Neal/15	Anderson/33	15,291+
53	2/27	CHA	W7	114-103	33-20	O'Neal/21	O'Neal/11	Curry/26	15,291+
54	3/1	@ HOU	L1	85-97	33-21	Hardaway-Scott/21	O'Neal/13	Olajuwon/26	16,611
55	3/3	@ DAL	W1	107-94	34-21	O'Neal/43	O'Neal/16	Jackson/21	17,171
56	3/5	@ DEN	L1	89-98	34-22	Hardaway/23	O'Neal/16	Williams	17,171
57	3/6	@ SA	L2	103-111	34-23	O'Neal/32	O'Neal/11	Robinson/36	34,325
58	3/8	DEN	W1	95-88	35-23	O'Neal/29	O'Neal/16	Abdul-Rauf/22	15,291+
59	3/9	@ PHI	W2	117-101	36-23	O'Neal/40	O'Neal/14	J. Malone/20	17,532
60	3/11	PHI	W3	112-105	37-23	O'Neal/28	O'Neal/26	J. Malone/26	15,291+
61	3/13	PHO	L1	93-100	37-24	O'Neal/39	O'Neal/14	Two players/30	15,291+
62	3/15	@ CHI	L2	98-108	37-25	O'Neal/23	O'Neal/23	Pippen/25	18,676
63	3/16	DAL	W1	101-98	38-25	O'Neal/34	O'Neal/21	Mashburn/34	15,291+
64	3/18	CLE	W2	113-96	39-25	O'Neal/38	O'Neal/15	Williams/21	15,291+
65	3/20	@ LAL	L1	91-97	39-26	O'Neal/29	O'Neal/16	Threatt/30	17,505
66	3/22	@ GS	L2	116-117	39-27	O'Neal/29	O'Neal/12	Weber/25	15,025
67	3/23	@ UTA	W1	98-93	40-27	Hardaway/21	O'Neal/8	Malone/27	19,911
68	3/27	NY	L1	90-111	40-28	O'Neal/30	O'Neal/16	Ewing/31	15,291+
69	3/29	WAS	W1	120-101	41-28	O'Neal/25	O'Neal/16	McLean/26	15,291+
70	4/1	@ NJ	W2	98-96	42-28	Hardaway/27	O'Neal/16	Coleman/23	20,049
71	4/2	@ IND	L1	113-128	42-29	O'Neal/36	O'Neal/17	Miller/38	16,653
72	4/5	MIL	W1	104-97	43-29	Turner/22	Turner/10	Two players/22	15,291+
73	4/8	DET	W2	117-103	44-29	O'Neal/40	O'Neal/16	Mills/28	15,291+
74	4/9	@ MIA	W3	125-105	45-29	Anderson/25	Rollins/9	Rice/31	15,200
75	4/11	@ NY	W4	108-100	46-29	Anderson/36	O'Neal/11	Ewing/22	19,763
76	4/14								



Front Row (L-R): Jerry Reynolds #35, Dennis Scott #3, Nick Anderson #25, Chris Corchiani #13, Scott Skiles #4, Litteral Green #11, Donald Royal #5, Anthony Bowie #14.

Back Row (L-R): Assistant Coach Brian Hill, Director of Player Personnel John Gabriel, COO/General Manager Pat Williams, Head Coach Matt Guokas, Greg Kite #34, Brian Williams #8, Shaquille O'Neal #32, Jeff Turner #31, Terry Catledge #33, Vice-President of Basketball Operations Bob Vander Weide, Strength and Conditioning Coach David Oliver, Video Scout Tom Sterner, Trainer Lenny Currier.

1992/1993 Regular Season Statistics (41-41)

PLAYER	-FIELD GOALS-			-3-POINT FG-			-FREE THROWS-			-REBOUNDS-			AST	PF	DQ	STL	TO	BLK	PTS	AVG			
	G	GS	MIN	FG	FGA	PCT	FG	FGA	PCT	FT	FTA	PCT									OFF	DEF	TOT
O'Neal	81	81	3071	733	1304	.562	0	2	.000	427	721	.592	342	780	1122	152	321	8	60	307	286	1893	23.4
Anderson	79	76	2920	594	1324	.449	88	249	.353	298	402	.741	122	355	477	265	200	1	128	164	56	1574	19.9
Scott	54	43	1759	329	763	.431	108	268	.403	92	117	.786	38	148	186	136	131	3	57	104	18	858	15.9
Skiles	78	78	3086	416	891	.467	80	235	.340	289	324	.892	52	238	290	735	244	4	86	267	2	1201	15.4
Royal	77	0	1636	194	391	.496	0	3	.000	318	390	.815	116	179	295	80	179	4	36	113	25	706	9.2
Tolbert	72	61	1838	226	454	.498	9	28	.321	122	168	.726	133	279	412	91	192	4	33	124	21	583	8.1
Bowie	77	45	1761	268	569	.471	15	48	.313	67	84	.798	36	158	194	175	131	0	54	84	14	618	8.0
Turner	75	20	1479	231	437	.529	10	17	.588	56	70	.800	74	178	252	107	192	2	19	66	9	528	7.0
Catledge	21	1	262	36	73	.493	0	0	---	27	34	.794	18	28	46	5	31	1	4	25	1	99	4.7
Corchiani	9	0	102	13	23	.565	0	3	.000	16	21	.762	1	6	7	16	17	0	6	8	0	42	4.7
Dele	21	0	240	40	78	.513	0	1	.000	16	20	.800	24	32	56	5	48	2	14	25	17	96	4.6
Green	52	4	626	87	198	.439	1	10	.100	60	96	.625	11	23	34	116	70	0	23	42	4	235	4.5
Kerr (TOT)	52	0	481	53	122	.434	6	26	.231	22	24	.917	5	40	45	70	36	0	10	27	1	134	2.6
Kerr (ORL)	47	0	440	48	112	.429	6	24	.250	20	22	.909	5	33	38	59	34	0	8	25	1	122	2.6
Wright	4	0	10	4	5	.800	0	0	---	0	2	.000	1	1	2	0	0	0	0	0	0	8	2.0
Kite	64	1	640	38	84	.452	0	1	.000	13	24	.542	66	127	193	10	133	1	13	35	12	89	1.4
Williams	3	0	10	0	2	.000	0	0	---	0	0	---	1	1	2	0	2	0	1	0	1	0	0.0
MAGIC	82	19880	3257	6708	486	317	889	357	1821	2495	.730	1040	2566	3606	1952	1925	30	542	1429	467	8652	105.5	
OPPONENTS	82	19880	3307	7255	456	248	754	.329	1682	2306	.729	1166	2271	3437	2091	1975	27	715	1119	401	8544	104.2	

GAME #	DATE	OPP	STREAK	RESULT	TOTAL	MAGIC HI SCORER	MAGIC HI REBOUNDER	OPP HI SCORER	ATTENDANCE
1	11/6	MIA	W1	110-100	1-0	Anderson/42	O'Neal/18	Burton/23	15,151*
2	11/7	@ WAS	W2	103-98	2-0	O'Neal/22	O'Neal/15	Adams/19	18,756*
3	11/10	CHA	L1	108-112	2-1	O'Neal/35	O'Neal/13	Newman/23	15,151*
4	11/12	WAS	W1	127-100	3-1	O'Neal/31	O'Neal/15	Price/22	15,151*
5	11/14	@ NJ	L1	113-124	3-2	Anderson/34	O'Neal/15	Morris/32	20,049
6	11/18	@ PHI	W1	120-110	4-2	O'Neal/29	O'Neal/16	Hawkins/32	13,711
7	11/19	GS	W2	126-102	5-2	Anderson/30	O'Neal/17	Mullin/16	15,151*
8	11/21	@ NY	L1	77-92	5-3	Anderson/27	O'Neal/17	Smith/26	19,763
9	11/25	HOU	W1	107-94	6-3	Skiles/30	O'Neal/13	Olaajuwon/22	15,151*
10	11/27	@ IND	W2	130-116	7-3	Skiles/32	O'Neal/11	Miller/29	16,530
11	11/28	CLE	W3	95-93	8-3	Scott/28	O'Neal/14	Nance/24	15,151*
12	12/1	@ SEA	L1	102-116	8-4	Anderson/28	O'Neal/11	Pierce/27	14,809
13	12/3	@ LAC	L2	104-122	8-5	O'Neal/26	O'Neal/9	Norman/33	15,567
14	12/5	@ GS	L3	104-119	8-6	Anderson/25	O'Neal/15	Mullin/31	15,025*
15	12/8	BOS	L4	102-117	8-7	O'Neal/26	O'Neal/15	Lewis/29	15,151*
16	12/9	@ DET	L5	103-108	8-8	Scott/38	O'Neal/11	Dumars/39	21,454*
17	12/11	PHO	L6	107-108	8-9	O'Neal/26	O'Neal/17	Chambers/27	15,151*
18	12/15	PHI	W1	119-107	9-9	Scott/25	O'Neal/14	Hawkins/20	15,151*
19	12/17	SAC	W2	112-91	10-9	Anderson/25	O'Neal/20	Richmond/19	15,151*
20	12/19	@ ATL	W3	125-84	11-9	Scott/28	Kite/8	Augmon/19	15,151*
21	12/22	UTA	W4	101-98	12-9	O'Neal/28	O'Neal/19	K. Malone/30	13,951
22	12/26	@ MIA	L1	100-106	12-10	O'Neal/18	O'Neal/18	Edwards/22	15,008
23	12/28	MIL	W1	110-94	13-10	Scott/25	O'Neal/14	Two players/18	15,151*
24	12/30	LAL	L1	93-96	13-11	Anderson/30	O'Neal/23	Pierce/27	15,151*
25	1/2	DET	L2	97-98	13-12	O'Neal/29	O'Neal/15	Dumars/32	15,151*
26	1/5	NJ	L3	99-102	13-13	O'Neal/29	O'Neal/15	Petrovic/29	15,151*
27	1/8	NY	W1	95-94	14-13	Scott/29	O'Neal/13	Ewing/21	15,151*
28	1/9	IND	L1	88-104	14-14	O'Neal/30	O'Neal/10	Miller/16	15,151*
29	1/12	CHI	L2	106-122	14-15	Anderson/24	O'Neal/11	Grant/26	15,151*
30	1/15	@ BOS	W1	113-94	15-15	Bowie-Skiles/23	O'Neal/12	Parish/19	14,890
31	1/16	@ CHI	W2	128-124	16-15	Skiles/31	O'Neal/24	Jordan/64	18,676*
32	1/18	@ PHI	L1	118-124	16-16	O'Neal/38	O'Neal/16	Hornacek/32	16,350*
33	1/22	MIA	L2	104-110	16-17	Bowie/18	O'Neal/11	Rice/31	15,151*
34	1/23	DAL	W1	127-106	17-17	O'Neal/38	O'Neal/13	Harper/18	15,151*
35	1/26	ATL	W2	120-106	18-17	O'Neal/26	Tolbert/16	Wilkins/27	15,151*
36	1/28	@ CLE	L1	113-127	18-18	O'Neal/25	Anderson/10	Price/29	20,273
37	1/29	BOS	L2	105-116	18-19	O'Neal/26	O'Neal/13	Lewis/28	15,151*##
38	2/1	@ SAC	W1	119-115	19-19	Anderson/31	Anderson/14	Richmond/28	17,317
39	2/2	@ LAL	W2	110-97	20-19	O'Neal/19	O'Neal/14	Peeler/24	17,505
40	2/5	@ POR	W3	114-106	21-19	Anderson/27	O'Neal/11	Drexler/32	12,888
41	2/7	@ PHO	L1	105-121	21-20	Anderson/26	Tolbert/10	Dumas/31	19,023
42	2/8	@ UTA	L2	96-108	21-21	Skiles/25	O'Neal/11	K. Malone/23	19,911
43	2/10	CLE	W1	96-87	22-21	Skiles/20	O'Neal/14	Daugherty/21	15,151*
44	2/11	@ CHA	L1	107-116	22-22	O'Neal/29	O'Neal/15	Mourning/27	23,698
45	2/14	NY	W1	102-100	23-22	Anderson/24	O'Neal/19	Ewing/34	15,151*##
46	2/16	@ DET	L1	120-124	23-23	O'Neal/46	O'Neal/21	Dumars/39	21,454*
47	2/17	DEN	W1	111-99	24-23	O'Neal/24	O'Neal/18	Jackson/25	15,151*
48	2/23	POR	W2	125-107	25-23	O'Neal/28	O'Neal/14	Robinson/23	15,151*
49	2/25	CHI	L1	106-108	25-24	O'Neal/30	O'Neal/19	Jordan/36	15,151*
50	2/26	@ WAS	W1	92-91	26-24	O'Neal/28	O'Neal/12	Smith/22	18,756
51	2/28	SAN	L1	90-94	26-25	Anderson/30	O'Neal/13	Robinson-Carr/23	15,151*
52	3/2	MIN	W1	108-89	27-25	O'Neal/25	O'Neal/16	West/28	15,151*
53	3/4	@ NJ	L1	97-116	27-26	Scott/24	O'Neal/11	Coleman/34	20,049
54	3/5	@ MIL	L2	91-109	27-27	Three players/18	O'Neal/10	Edwards/21	18,633
55	3/7	LAC	W1	112-95	28-27	Anderson/36	O'Neal/15	Manning/18	15,151*
56	3/8	@ NY	L1	107-109	28-28	Anderson/24	O'Neal/9	Ewing/37	19,763
57	3/10	IND	W1	119-106	29-28	O'Neal/26	Tolbert/11	Miller/32	15,151*
58	3/12	@ ATL	L1	92-110	29-29	Anderson/33	O'Neal/13	Wilkins/35	16,510
59	3/14	SEA	L2	97-105	29-30	O'Neal/29	Anderson/9	Kemp/27	15,151*
60	3/16	@ HOU	L3	93-94	29-31	Anderson/22	O'Neal/17	K. Smith/23	16,611
61	3/17	@ DAL	L4	96-102	29-32	Anderson/25	O'Neal/12	Jackson/17	17,502
62	3/19	@ SAN	L5	93-96	29-33	Anderson/24	O'Neal/13	Robinson/30	16,057
63	3/20	@ DEN	W1	114-108	30-33	Anderson/32	O'Neal/9	Williams/24	17,022*
64	3/23	MIA	W2	103-89	31-33	O'Neal/28	O'Neal/Tolbert/10	Rice/24	15,151*
65	3/26	@ CHI	L1	86-107	31-34	O'Neal/20	Anderson/8	Pippen/20	18,676
66	3/27	NJ	W1	98-84	32-34	O'Neal/27	O'Neal/17	Addison/19	15,151*
67	3/30	DET	W2	105-91	33-34	Skiles/27	O'Neal/12	Thomas/32	15,151*
68	4/1	CHA	L1	93-102	33-35	Skiles/23	Kite/10	Mourning/30	15,151*
69	4/2	@ IND	L2	102-116	33-36	Anderson/32	O'Neal/19	Miller/24	16,530
70	4/4	@ MIA	L3	106-124	33-37	Anderson/27	O'Neal-Anderson/10	Smith/31	15,008
71	4/6	PHI	W1	116-90	34-37	O'Neal/35	O'Neal/16	Weatherspoon/24	15,151*
72	4/7	@ CHA	W2	109-96	35-37	O'Neal/29	O'Neal/10	Mourning/21	23,698
73	4/9	@ MIN	W3	95-92	36-37	O'Neal/29	Anderson/11	West/23	19,006
74	4/10	@ MIL	L1	97-108	36-38	O'Neal-Bowie/20	O'Neal/16	Avent/24	18,633
75	4/13	MIL	W1	110-91	37-38	Scott/41	O'Neal/16	Day/16	15,151*
76	4/15	@ PHI	L1	85-101	37-39	O'Neal/21	Tolbert/13	Hornacek/26	15,519
77	4/16	@ CLE	L2	110-113	37-40	O'Neal/24	O'Neal/18	Enlo/24	20,273
78	4/18	BOS	W1	88-79	38-40	O'Neal/20	O'Neal/25	Lewis/15	15,151*
79	4/20	WAS	W2	105-86	39-40	Anderson/30	O'Neal/25	Chapman/25	15,151*
80	4/21	@ BOS	L1	98-126	39-41	O'Neal-Skiles/20	O'Neal/		



Front Row (L-R): Brian Williams #8, Anthony Bowie #14, Nick Anderson #25, Otis Smith #32, Scott Skiles #4, Chris Corchiani #13, Sam Vincent #11, Sean Higgins #15.

Back Row (L-R): Assistant Coach Brian Hill, Advance Scout George Scholz, Head Coach Matt Guokas, Dennis Scott #3, Mark Acres #42, Greg Kite #34, Jeff Turner #31, Terry Catledge #33, General Manager Pat Williams, Assistant Coach John Gabriel, Video Scout Tom Sterner, Trainer Lenny Currier.

1991/1992 Regular Season Statistics (21-61)

PLAYER	G	GS	MIN	-FIELD GOALS-			-3-POINT FG-			-FREE THROWS-			-REBOUNDS-			AST	PF	DQ	STL	TO	BLK	PTS	AVG
				FG	FGA	PCT	FG	FGA	PCT	FT	FTA	PCT	OFF	DEF	TOT								
Scott	18	15	608	133	331	.402	29	89	.326	64	71	.901	14	52	66	35	49	1	20	31	9	359	19.9
Anderson	60	59	2203	482	1042	.463	30	85	.353	202	303	.667	98	286	384	163	132	0	97	126	33	1196	19.9
Catledge	78	67	2430	457	922	.496	0	4	.000	240	346	.694	257	292	549	109	196	2	58	138	16	1154	14.8
Bowie	52	26	1721	312	633	.493	17	44	.386	117	136	.860	70	175	245	163	101	1	55	107	38	758	14.6
Skiles	75	63	2377	359	868	.414	91	250	.364	248	277	.895	36	166	202	544	188	0	74	233	5	1057	14.1
Reynolds	46	16	1159	197	518	.380	3	24	.125	158	189	.836	47	102	149	151	69	0	63	96	17	555	12.1
Vincent	39	18	885	150	349	.430	1	13	.077	110	130	.846	19	82	101	148	55	1	35	72	4	411	10.5
Roberts	55	34	1118	236	446	.529	0	1	.000	101	196	.515	113	223	336	39	221	7	22	78	83	573	10.4
Dele	48	2	905	171	324	.528	0	0	---	95	142	.669	115	157	272	33	139	2	41	86	53	437	9.1
Higgins (TOT)	38	12	616	127	277	.458	6	25	.240	31	36	.861	29	73	102	41	58	0	16	41	6	291	7.7
Higgins (ORL)	32	12	580	123	262	.469	6	24	.250	24	29	.828	27	67	94	37	52	0	14	37	6	276	8.6
Turner	75	42	1591	225	499	.451	1	8	.125	79	114	.693	62	184	246	92	229	6	24	106	16	530	7.1
Smith	55	5	877	116	318	.365	8	21	.381	70	91	.769	40	76	116	57	85	1	36	62	13	310	5.6
Corchiani	51	1	741	77	193	.399	10	37	.270	91	104	.875	18	60	78	141	94	0	45	74	2	255	5.0
Kite	72	44	1479	94	215	.437	0	1	.000	40	68	.588	156	246	402	44	212	2	30	61	57	228	3.2
Acres	68	6	926	78	151	.517	1	3	.333	51	67	.761	97	155	252	22	140	1	25	33	15	208	3.1
Wiley	9	0	90	9	28	.321	0	4	.000	3	5	.600	2	5	7	13	13	0	4	8	0	21	2.3
Thompson	1	0	15	1	3	.333	0	0	---	0	0	---	0	1	1	1	2	0	0	2	0	2	2.0
MAGIC	82		19705	3220	7102	.453	197	608	.324	1693	2268	.746	1171	2329	3500	1792	1977	24	643	1390	367	8330	101.6
OPPONENTS	82		19705	3426	7045	.486	215	609	.353	1830	2437	.751	1107	2445	3552	2095	1895	16	791	1271	534	8897	108.5

GAME #	DATE	OPP	STREAK	RESULT	TOTAL	MAGIC HI SCORER	MAGIC HI REBOUNDER	OPP HI SCORER	ATTENDANCE
1	11/1	NY	W1	106-96	1-0	Anderson/22	Catledge/11	Ewing/30	15,151*
2	11/2	@ PHI	W2	122-115	2-0	Skiles/30	Acres/7	Barkley/23	13,170
3	11/6	WAS	W3	105-88	3-0	Catledge/24	Catledge/14	Adams/23	15,151*
4	11/7	@ NY	L1	100-128	3-1	Scott/29	Skiles/5	Starks/30	11,429
5	11/9	@ CHI	L2	76-107	3-2	Scott/23	Scott-Catledge/5	Jordan/27	18,131
6	11/12	@ WAS	W3	95-82	4-2	Scott-Anderson/24	Catledge-Kite/14	Adams/30	6,165
7	11/13	PHI	L1	100-121	4-3	Scott/28	Catledge/11	Hawkins/43	15,151*
8	11/16	NJ	W1	102-100	5-3	Scott/25	Catledge/11	Bowie/24	15,151*
9	11/20	UTA	L1	102-107	5-4	Scott-Skiles/23	Kite/7	J. and K. Malone/26	15,151*
10	11/23	SAC	L2	93-95	5-5	Scott/25	Catledge/11	Simmons/27	15,151*
11	11/26	LAL	L3	87-98	5-6	Anderson/22	Vincent/10	Worthy/25	15,151*
12	11/27	@ BOS	L4	92-101	5-7	Scott/21	Kite/12	Bird/32	14,890
13	11/29	@ CLE	L5	104-115	5-8	Smith/22	Kite/14	Daugherty/29	17,279
14	11/30	MIA	W1	105-99	6-8	Scott/26	Anderson-Reynolds/5	Smith/24	15,151*
15	12/4	POR	L1	115-124	6-9	Siles/24	Anderson-Turner/7	Drexler/34	15,151*
16	12/6	PHO	L2	105-122	6-10	Skiles/26	Acres/9	Hornacek/33	15,151*
17	12/7	CHA	L3	95-109	6-11	Skiles/25	Williams/9	Newman/30	15,151*
18	12/10	@ UTA	L4	103-122	6-12	Vincent/23	Kite/12	K. Malone/27	18,700
19	12/12	@ SAC	L5	100-106	6-13	Catledge/27	Turner-Acres/12	Simmons/28	17,014
20	12/14	@ GS	L6	107-128	6-14	Catledge-Anderson/25	Catledge/9	Owens/24	15,025
21	12/15	@ LAC	L7	104-119	6-15	Reynolds/30	Roberts/11	Harper/26	9,222
22	12/17	BOS	L8	98-105	6-16	Skiles/18	Kite/8	Lewis/23	15,151*
23	12/19	MIL	L9	87-95	6-17	Catledge/20	Catledge/8	Ellis/27	15,151*
24	12/22	HOU	L10	94-99	6-18	Skiles/21	Catledge/11	K. Smith/28	15,151*
25	12/23	@ MIA	L11	102-113	6-19	Anderson/31	Anderson/9	Seikaly/27	15,008
26	12/26	DET	L12	100-112	6-20	Reynolds/29	Anderson/9	Dumars/31	15,151*
27	12/27	@ DET	L13	94-106	6-21	Anderson-Skiles/19	Catledge/7	Dumars/31	21,454
28	12/29	SAN	L14	87-96	6-22	Anderson/31	Anderson-Catledge/9	Robinson/25	15,151*
29	12/30	NJ	L15	112-122	6-23	Catledge/36	Anderson/9	Coleman-Bowie/24	9,452
30	1/4	@ DEN	L16	91-93	6-24	Reynolds/21	Anderson-Reynolds/10	G. Anderson/21	11,354
31	1/7	@ POR	L17	89-104	6-25	Anderson/21	Kite/10	Porter/23	12,888
32	1/8	@ SEA	W1	104-103	7-25	Vincent/35	Vincent/8	Benjamin/24	9,938
33	1/10	@ PHO	L1	107-118	7-26	Vincent/22	Catledge-Turner/9	Hornacek/25	14,496
34	1/12	@ LAL	L2	99-112	7-27	Catledge/24	Catledge/9	B. Scott/31	16,119
35	1/14	NY	L3	111-115	7-28	Catledge/24	Kite/9	Ewing/29	15,151*
36	1/17	@ IND	W1	127-120	8-28	Skiles/41	Catledge/9	Person/29	10,011
37	1/19	@ MIL	L1	98-108	8-29	Catledge/22	Acres/9	Malone-Ellis/19	14,276
38	1/21	MIN	W1	105-92	9-29	Anderson/26	Turner/9	West/26	15,151*
39	1/22	@ BOS	L1	95-107	9-30	Anderson/19	Three players/6	Lewis/30	14,890
40	1/24	DAL	W1	121-103	10-30	Anderson/32	Anderson/12	Harper/19	15,151*
41	1/25	CLE	W2	99-96	11-30	Anderson/26	Anderson/11	Price/24	15,151*
42	1/28	SEA	L1	97-102	11-31	Anderson/27	Catledge/13	Johnson/39	15,151*
43	1/30	@ CLE	L2	98-115	11-32	Anderson/28	Anderson/11	Nance/33	15,269
44	1/31	@ PHI	L3	88-112	11-33	Higgins/17	Higgins/8	Hawkins/21	14,864
45	2/2	@ WAS	L4	104-114	11-34	Anderson/37	Anderson/8	Adams/38	9,223
46	2/3	GS	L5	114-122	11-35	Anderson/27	Catledge/10	Mullin/31	15,151*
47	2/5	@ MIN	W1	109-102	12-35	Anderson/31	Catledge/12	Richardson/20	18,408
48	2/6	@ ATL	L1	112-123	12-36	Anderson-Roberts/24	Roberts/9	Willis/32	9,815
49	2/11	IND	L2	98-100	12-37	Anderson/25	Catledge/7	Schrempf/26	15,151*
50	2/14	ATL	L3	107-112	12-38	Skiles/22	Roberts/11	Willis/28	15,151*
51	2/16	MIL	W1	118-104	13-38	Bowie/22	Catledge-Bowie/9	Ellis/22	15,151*
52	2/18	@ DET	L1	95-117	13-39	Bowie/17	Williams/17	Woodridge/21	21,454
53	2/19	CHI	L2	99-112	13-40	Bowie/19	Roberts/11	Jordan/27	15,151*
54	2/21	DET	L3	100-114	13-41	Catledge-Skiles/19	Roberts/10	Aguirre/20	15,151*
55	2/22	@ CHA	L4	110-130	13-42	Catledge/23	Bowie/8	Gattison-Curry/27	23,698
56	2/26	PHI	W1	95-89	14-42	Catledge/30	Roberts/15	Barkley/22	15,151*
57	2/28	@ IND	L1	109-114	14-43	Bowie/25	Roberts/7	Schrempf/34	14,885
58	3/1	LAC	L2	96-101	14-44	Bowie/19	Catledge/10	Manning/25	15,151*
59	3/3	WAS	L3	93-106	14-45	Catledge-Roberts/19	Roberts/9	Ellison/19	15,151*
60	3/4	@ BOS	L4	100-125	14-46	Catledge/20	Roberts-Bowie/9	Gamble/18	14,890
61	3/6	@ MIL	L5	102-124	14-47	Roberts/20	Roberts/10	Humphries/22	16,149
62	3/8	BOS	L6	93-111	14-48	Williams/24	Roberts/11	Gamble/18	15,151*
63	3/10	DEN	L7	82-89	14-49	Bowie/24	Catledge/11	Williams/20	15,151*
64	3/13	IND	W1	98-97	15-49	Catledge/20	Catledge/13	Person/30	15,151*
65	3/14	CHI	L1	96-112	15-50	Vincent/20	Roberts/8	Jordan/26	15,151*
66	3/17	NY	L2	86-99	15-51	Bowie/18	Williams/8	Ewing/25	15,151*
67	3/18	@ ATL	W1	99-96	16-51	Catledge/20	Smith/5	Robinson/20	10,129
68	3/21	@ CHI	W2	111-108	17-51	Catledge/20	Roberts/10	Pippen/27	18,676
69	3/24	@ NY	L1	117-126	17-52	Williams/19	Williams/12	Ewing/30	17,353
70	3/25	CLE	L2	96-106	17-53	Roberts/15	Acres/15	Price/30	15,151*
71	3/28	MIA	L3	100-109	17-54	Bowie/28	Williams/10	Rice/29	15,151*
72	3/30	@ CHA	L4	112-123	17-55	Bowie/27	Anderson-Catledge/9	Anderson/22	23,698
73	4/1	@ DAL	L5	89-102	17-56	Anderson/25	Kite/9	Iuzzolino/20	15,140
74	4/3	@ SAN	W1	113-106	18-56	Bowie/24	Williams/9	Carr/30	16,057#
75	4/4	@ HOU	L1	101-110	18-57	Bowie/23	Kite/8	Maxwell/24	14,344
76	4/7	CHA	W1	135-110	19-57	Higgins/29	Williams/15	Newman/22	15,151*
77	4/9	ATL	W2	96-94	20-57	Catledge/18	Catledge/16	Augmon/22	15,151*
78	4/11	@ MIA	L1	101-105	20				



Front Row (L-R): Michael Ansley #45, Jerry Reynolds #35, Morlon Wiley #20, Otis Smith #32, Scott Skiles #4, Sam Vincent #11, Nick Anderson #25, Dennis Scott #3.

Back Row (L-R): Assistant Coach Brian Hill, Assistant Coach/ Director of Scouting John Gabriel, Head Coach Matt Guokas, Howard Wright #40, Mark Acres #42, Terry Catledge #33, Greg Kite #34, Jeff Turner #31, President and General Manager Pat Williams, Trainer Lenny Currier.

1990/1991 Regular Season Statistics (31-51)

PLAYER	G	GS	MIN	-FIELD GOALS-			-3-POINT FG-			-FREE THROWS-			-REBOUNDS-			AST	PF	DQ	STL	TO	BLK	PTS	AVG
				FG	FGA	PCT	FG	FGA	PCT	FT	FTA	PCT	OFF	DEF	TOT								
Skiles	79	66	2714	462	1039	.445	93	228	.408	340	377	.902	57	213	270	660	192	2	89	252	4	1357	17.2
Scott	82	73	2336	503	1183	.425	125	334	.374	153	204	.750	62	173	235	134	203	1	62	127	25	1284	15.7
Catledge	51	38	1459	292	632	.462	0	5	.000	161	258	.624	168	187	355	58	113	2	34	107	9	745	14.6
Anderson	70	42	1971	400	857	.467	17	58	.293	173	259	.668	92	294	386	106	145	0	74	113	44	990	14.1
Smith	75	39	1885	407	902	.451	9	46	.196	221	301	.734	176	213	389	169	190	1	85	140	35	1044	13.9
Reynolds	80	9	1843	344	793	.434	10	34	.294	336	419	.802	88	211	299	203	123	0	95	172	56	1034	12.9
Turner	71	43	1683	259	532	.487	6	15	.400	85	112	.759	108	255	363	97	234	5	29	126	10	609	8.6
Vincent	49	17	975	152	353	.431	3	19	.158	99	120	.825	17	90	107	197	74	0	30	91	5	406	8.3
Ansley	67	1	877	144	263	.548	0	0	---	91	127	.717	122	131	253	25	125	0	27	32	7	379	5.7
Wright	8	0	136	15	41	.366	0	0	---	13	21	.619	10	27	37	3	23	0	3	9	5	43	5.4
Kite	82	82	2225	166	338	.491	0	0	---	63	123	.512	189	399	588	59	298	4	25	102	81	395	4.8
Acres	68	0	1313	109	214	.509	1	3	.333	66	101	.653	140	219	359	25	218	4	25	42	25	285	4.2
Wiley	34	0	350	45	108	.417	6	12	.500	17	25	.680	4	13	17	73	37	1	24	34	0	113	3.3
McNamara	2	0	13	0	1	.000	0	0	---	0	0	---	0	4	4	0	1	0	0	0	0	0	0.0
MAGIC	82	19780	3298	7256	.455	270	754	.358	1818	2447	.743	1233	2429	3662	1809	1976	20	602	1391	306	8684	105.9	
OPPONENTS	82	19780	3454	7232	.478	223	674	.331	1879	2451	.767	1095	2500	3595	2118	1983	18	706	1215	654	9010	109.9	

GAME #	DATE	OPP	STREAK	RESULT	TOTAL	MAGIC HI SCORER	MAGIC HI REBOUNDER	OPP HI SCORER	ATTENDANCE
1	11/2	@ ATL	L1	111-115	0-1	Catledge/27	Smith/12	Wilkins/32	13,593
2	11/3	CHA	L2	97-104	0-2	Anderson/27	Smith/12	Gilliam/19	15,077*
3	11/6	CLE	L3	95-102	0-3	Anderson/20	Anderson-Vincent/7	Nance/23	15,077*
4	11/8	@ HOU	L4	99-103	0-4	Scott/28	Kite/11	Olajuwon/25	12,358
5	11/9	@ DAL	L5	99-111	0-5	Anderson/29	Kite/10	Blackman/34	16,760
6	11/11	@ MIN	L6	81-108	0-6	Smith/22	Smith-Kite/6	Campbell/24	19,006
7	11/13	DAL	W1	109-103	1-6	Catledge/30	Kite/7	Blackman/36	14,588
8	11/15	UTA	W2	102-99	2-6	Anderson/30	Catledge-Kite/12	K.Malone/34	15,077**
9	11/17	IND	W3	96-89	3-6	Vincent/26	Catledge/12	Miller/34	15,077*
10	11/20	@ GS	L1	120-123	3-7	Catledge/17	Catledge-Wright/10	Hardaway/23	15,025
11	11/21	@ UTA	L2	91-106	3-8	Catledge/18	Catledge/9	K.Malone/32	12,616
12	11/24	@ LAL	L3	89-115	3-9	Scott/21	Kite-Turner/7	Worthy/22	16,234
13	11/25	@ LAC	L4	91-119	3-10	Catledge/16	Smith/7	C.Smith/21	10,891
14	11/27	@ DEN	L5	113-124	3-11	Catledge/30	Kite/15	Woolridge/28	6,184
15	11/30	GS	L6	113-119	3-12	Scott/24	Smith/11	Mullin/28	15,077*
16	12/1	@ NJ	L7	92-111	3-13	Skiles/27	Anderson-Skiles/9	Theus/20	10,381
17	12/4	@ NY	W1	113-102	4-13	Skiles-Catledge/24	Kite/13	Ewing/28	10,430
18	12/5	POR	L1	110-119	4-14	Skiles/27	Catledge/10	Drexler/27	15,077*
19	12/7	SEA	W1	106-100	5-14	Smith/33	Smith/8	MKey/24	15,077*
20	12/8	PHO	L1	109-113	5-15	Catledge/30	Catledge/12	K.Johnson/26	15,077*
21	12/11	PHI	L2	114-119	5-16	Scott/29	Catledge/11	Barkley/28	15,077*
22	12/13	@ PHO	L3	114-125	5-17	Skiles/25	Kite/15	K.Johnson/38	14,487
23	12/15	@ SAC	L4	108-117	5-18	Reynolds/24	Catledge/10	Tisdale/36	17,041
24	12/16	@ POR	L5	107-126	5-19	Skiles/21	Acres/9	Drexler/31	12,884
25	12/18	@ SEA	L6	105-122	5-20	Catledge/30	Catledge/10	MKey/33	1,568
26	12/20	@ HOU	L7	126-128	5-21	Scott/35	Catledge/17	Wood/27	13,902#
27	12/22	UTA	L8	96-104	5-22	Skiles/34	Catledge/7	K.Malone/34	15,077*
28	12/26	HOU	W1	109-103	6-22	Anderson/31	Anderson/9	Olajuwon/25	15,077*
29	12/29	@ CHA	L1	100-109	6-23	Catledge/24	Catledge/6	Gattison/19	23,901
30	12/30	DEN	W1	155-116	7-23	Reynolds/27	Ansley/13	Adams/26	15,077*
31	1/3	LAC	W2	110-108	8-23	Skiles/22	Catledge/10	Norman-Martin/23	15,077*
32	1/5	SAN	L1	90-107	8-24	Anderson/14	Anderson/8	W.Anderson/27	15,077*
33	1/7	SAC	W1	111-83	9-24	Reynolds/19	Turner/9	Tisdale/23	15,077*
34	1/9	MIN	L1	103-111	9-25	Scott/28	Ansley/8	Richardson/30	15,077*
35	1/10	@ SAN	L2	111-117	9-26	Scott/23	Anderson/10	Robinson/43	15,908
36	1/12	@ DAL	W1	127-103	10-26	Anderson/24	Catledge-Vincent/9	Blackman/29	17,007
37	1/15	@ MIA	L1	102-104	10-27	Reynolds/23	Kite/16	Douglas/24	15,008
38	1/16	CHI	L2	88-99	10-28	Anderson/25	Catledge/18	Jordan/29	15,077*
39	1/18	@ MIL	L3	106-125	10-29	Catledge/21	Ansley/8	Pierce/25	17,245
40	1/21	@ WAS	L4	119-121	10-30	Scott/30	Catledge/13	Grant/31	9,210
41	1/22	LAL	L5	96-116	10-31	Smith/20	Ansley/9	Scott/32	15,077*
42	1/26	DET	L6	81-121	10-32	Scott/17	Kite/10	Edwards/23	15,077*
43	1/29	PHO	W1	114-112	11-32	Smith/24	Reynolds/10	Chambers/30	15,077*
44	1/30	@ BOS	L1	102-144	11-33	Vincent/20	Kite/12	Shaw/26	14,890
45	2/2	MIA	W1	108-98	12-33	Skiles/27	Three players/7	Rice/37	15,077*
46	2/5	NY	W2	118-116	13-33	Skiles/23	Kite/10	Vandeweghe/23	15,077*
47	2/7	MIN	W3	108-103	14-33	Skiles/33	Ansley/11	Richardson/30	15,077*
48	2/12	DEN	W4	129-122	15-33	Skiles/33	Skiles/16	Jackson/35	15,077*
49	2/14	SEA	L1	90-102	15-34	Skiles/17	Smith/10	MKey/21	15,077*
50	2/17	MIL	L2	103-111	15-35	Skiles-Smith/20	Acres/17	Schayes/26	15,077**
51	2/20	@ IND	L3	120-122	15-36	Anderson/25	Three players/9	Miller/34	8,528#
52	2/22	@ MIN	W1	103-101	16-36	Skiles/25	Turner/10	Campbell/33	19,006
53	2/24	SAC	W2	120-90	17-36	Reynolds/23	Anderson/10	Carr/25	15,077*
54	2/26	@ GS	W3	131-119	18-36	Scott/35	Smith/10	Hardaway/35	15,025
55	2/27	@ PHO	W4	124-116	19-36	Skiles/22	Kite/15	K.Johnson/27	14,487
56	3/1	@ LAL	L1	101-115	19-37	Scott/19	Acres/12	E.Johnson/26	17,826
57	3/2	@ DEN	L2	111-126	19-38	Skiles/24	Acres/10	Adams/37	7,519
58	3/4	UTA	L3	88-106	19-39	Scott/28	Kite/10	K.Malone/30	15,077*
59	3/6	LAC	W1	89-86	20-39	Scott/18	Kite/13	Harper/23	15,077*
60	3/8	DEN	W2	129-113	21-39	Scott/40	Anderson/11	Adams/27	15,077*
61	3/10	LAL	L1	101-115	21-40	Scott/34	Kite/12	Perkins/20	15,077*
62	3/14	@ HOU	L2	95-119	21-41	Scott/15	Kite/14	Johnson/26	15,015
63	3/16	@ DET	L3	99-106	21-42	Anderson/22	Turner/11	Dumars-V.Johnson/21	21,454
64	3/18	@ PHI	L4	91-99	21-43	Scott/22	Turner/11	Barkley/24	16,804
65	3/21	SAN	W1	105-102	22-43	Anderson-Kite/27	Anderson/7	Cummings/27	15,077*
66	3/23	DAL	W2	105-93	23-43	Reynolds/26	Anderson/10	English/19	15,077*
67	3/25	GS	W3	115-106	24-43	Skiles/31	Reynolds/9	Hardaway/33	15,077*
68	3/27	@ DAL	W4	97-85	25-43	Reynolds/20	Kite/16	Blackman/20	16,473
69	3/28	@ SAN	L1	95-119	25-44	Skiles/21	Reynolds/8	Elliot-Cummings/12	15,908
70	3/30	HOU	W1	114-82	26-44	Skiles/25	Anderson/14	Thorpe/13	15,077*
71	4/2	@ CHI	L1	102-106	26-45	Skiles/25	Kite/9	Jordan/44	18,264
72	4/5	POR	L2	98-115	26-46	Skiles-Reynolds/20	Acres/10	Porter/29	15,077*
73	4/6	BOS	W1	102-98	27-46	Skiles/26	Kite/9	Parish/25	15,077*
74	4/8	@ UTA	L1	95-111	27-47	Scott/26	Kite/9	K.Malone/34	12,616
75	4/9	@ LAC	W1	110-100	28-47	Skiles/31	Turner-Acres/10	Smith/27	12,752
76	4/11	@ SAC	L1	96-104	28-48	Skiles/21	Acres/11	Mays/20	17,014
77	4/13	@ SEA	L2	95-105	28-49	Scott/24	Kite/13	Kemp/13	13,703
78	4/14	@ POR	L3	119-139	28-50	Scott/28	Acres/8	Drexler/23	12,884
79	4/16	ATL	W1	113-106	29-50	Skiles/25	Skiles/9	Wilkins/19	15,077*
80	4/17	@ CLE	L1	102-112	29-51	Smith/27	Smith/9	Daugherty/24	13,445
81	4/19	WAS	W1	112-107	30-51	Skiles/32	Reynolds/14	Eackles/30	15,077*
82	4/21	NJ	W2	120-110	31-51	Anderson/26	Anderson/9	Coleman/29	15,077*

*=sellout; #=overtime



Front Row (L-R): Michael Ansley #45, Morlon Wiley #20, Sam Vincent #11, Otis Smith #32, Nick Anderson #25, Scott Skiles #4.

Back Row (L-R): Jerry Reynolds #35, Sidney Green #21, Mark Acres #42, Dave Corzine #40, Jeff Turner #31, Terry Catledge #33, Reggie Theus #24.

1989/1990 Regular Season Statistics (18-64)

PLAYER	-FIELD GOALS-			-3-POINT FG-			-FREE THROWS-			-REBOUNDS-			AST			PF			DQ			STL			TO			BLK			PTS			AVG		
	G	GS	MIN	FG	FGA	PCT	FG	FGA	PCT	FT	FTA	PCT	OFF	DEF	TOT	AST	PF	DQ	STL	TO	BLK	PTS	AVG													
Catledge	74	72	2462	546	1152	.474	2	8	.250	341	486	.702	271	292	563	72	201	0	36	181	17	1435	19.4													
Theus	76	71	2350	517	1178	.439	26	105	.248	378	443	.853	75	146	221	407	194	1	60	226	12	1438	18.9													
Smith	65	35	1644	348	708	.492	10	40	.250	169	222	.761	117	183	300	147	174	0	76	102	57	875	13.5													
Reynolds	67	40	1817	309	741	.417	1	14	.071	239	322	.742	91	232	323	180	162	1	93	139	64	858	12.8													
Anderson	81	9	1785	372	753	.494	1	17	.059	186	264	.705	107	209	316	124	140	0	69	138	34	931	11.5													
Vincent	63	45	1657	258	564	.457	1	14	.071	188	214	.879	37	157	194	354	108	1	65	132	20	705	11.2													
Green	73	31	1860	312	667	.468	1	3	.333	136	209	.651	166	422	588	99	231	4	50	119	26	761	10.4													
Ansley	72	5	1221	231	465	.497	0	0	---	164	227	.722	187	175	362	40	152	0	24	50	17	626	8.7													
Skiles	70	32	1460	190	464	.409	52	132	.394	104	119	.874	23	136	159	334	126	0	36	90	4	536	7.7													
Wiley	40	2	638	92	208	.442	17	46	.370	28	38	.737	13	39	52	114	65	0	45	63	3	229	5.7													
Turner	60	15	1105	132	308	.429	2	10	.200	42	54	.778	52	175	227	53	161	4	23	61	12	308	5.1													
Acres	80	50	1691	138	285	.484	3	4	.750	83	120	.692	154	277	431	67	248	4	36	70	25	362	4.5													
Corzine	6	3	79	11	29	.379	0	0	---	0	2	.000	7	11	18	2	7	0	2	8	0	22	3.7													
Oldham	3	0	36	1	3	.333	0	0	---	2	5	.400	4	11	15	0	6	0	2	3	3	4	1.3													
MAGIC	82		19805	3457	7525	.459	116	393	.295	2060	2725	.756	1304	2465	3769	1993	1975	15	617	1407	294	9090	110.9													
OPPONENTS	82		19805	3864	7757	.498	196	555	.353	1897	2502	.758	1173	2569	3742	2333	2060	20	734	1216	556	9821	119.8													

GAME #	DATE	OPP	STREAK	RESULT	TOTAL	MAGIC HI SCORER	MAGIC HI REBOUNDER	OPP HI SCORER	ATTENDANCE
1	11/4	NJ	L1	106-111	0-1	Catledge/25	Catledge/16	Hopson/24	15,077*
2	11/6	NY	W1	118-110	1-1	Theus/24	Reynolds/12	Ewing/29	15,077*
3	11/8	@CLE	W2	117-110	2-1	Theus/28	Catledge/12	Harper/26	14,116*
4	11/10	DET	L1	121-125	2-2	Catledge/27	Green/10	Thomas/29	15,077*
5	11/11	@ATL	L2	109-148	2-3	Theus/25	Catledge/11	Malone/28	12,905
6	11/13	ATL	L3	104-112	2-4	Catledge-Reynolds/25	Catledge/11	Wilkins/34	15,077*
7	11/14	@CHA	L4	116-130	2-5	Reynolds/22	Anderson/8	Reid/25	23,901
8	11/16	@MIL	L5	113-132	2-6	Theus/33	Acres/13	Pierce/28	13,298
9	11/18	PHI	W1	116-103	3-6	Theus/30	Catledge/14	Barkley/22	15,077*
10	11/21	@SAC	W2	115-113	4-6	Reynolds/28	Acres/10	McCray/23	17,014
11	11/22	@UTA	W3	119-97	5-6	Three players/22	Green/13	Malone/33	12,616
12	11/24	@PHO	L1	94-121	5-7	Ansley/20	Ansley/13	Chambers/27	13,173
13	11/28	MIA	W1	104-99	6-7	Catledge/26	Green/13	Seikaly/19	15,077*
14	11/30	MIN	W2	103-96	7-7	Catledge/25	Catledge/12	Corbin/25	15,077*
15	12/1	@IND	L1	110-125	7-8	Catledge/23	Catledge/9	Miller/29	11,040
16	12/4	POR	L2	95-121	7-9	Theus/17	Green/9	Kersey/22	14,388
17	12/6	@ATL	L3	110-118	7-10	Catledge/25	Green/14	Malone/29	15,077*
18	12/8	MIA	L4	114-122	7-11	Catledge/33	Green/13	Douglas/31	15,008*
19	12/10	LAL	W1	108-103	8-11	Catledge/26	Catledge/12	Worthy/31	15,077*
20	12/12	@MIL	L1	103-106	8-12	Reynolds/26	Green/10	Pressey/20	14,276
21	12/14	@CHI	L2	113-124	8-13	Theus/19	Catledge/13	Jordan/38	17,621
22	12/16	@SAN	L3	116-125	8-14	Smith/20	Acres/12	Cummings/29	12,159
23	12/17	@HOU	L4	94-109	8-15	Theus/29	Smith/10	Olajuwon/32	14,705
24	12/20	CHI	W1	110-109	9-15	Smith/28	Acres/11	Jordan/52	15,077*
25	12/22	DEN	L1	125-137	9-16	Anderson/24	Green/12	English/25	15,077*
26	12/23	@DET	L2	100-106	9-17	Theus/30	Green/10	Thomas/21	21,454
27	12/26	@IND	L3	90-98	9-18	Vincent/29	Four players/7	Miller/28	12,234
28	12/27	IND	L4	101-106	9-19	Theus/30	Green-Vincent/7	Smits/23	15,077*
29	12/30	@NY	L5	107-113	9-20	Smith/24	Catledge/13	Ewing/28	18,212
30	1/2	DET	L6	116-127	9-21	Smith/28	Green-Catledge/11	Laimbeer/26	15,077*
31	1/5	@CHI	L7	116-127	9-22	Catledge/27	Green/10	Jordan 43	18,676
32	1/6	CLE	L8	112-123	9-23	Catledge/27	Acres/9	Brown/30	15,077*
33	1/8	SAN	W1	111-102	10-23	Theus/23	Acres/15	Robinson/32	15,077*
34	1/10	@LAL	L1	106-121	10-24	Smith/28	Green/9	Scott/20	16,534
35	1/11	@DEN	L2	105-141	10-25	Smith-Anderson/14	Catledge/7	Lever/27	8,763
36	1/13	@GS	L3	127-138	10-26	Catledge/49	Catledge/9	Teague/36	15,025
37	1/17	BOS	L4	111-133	10-27	Catledge/24	Green-Catledge/6	Parish/25	15,077*
38	1/19	NJ	W1	120-105	11-27	Smith/29	Green/11	Carroll/22	15,077*
39	1/21	PHO	L1	103-126	11-28	Ansley/25	Green/12	K. Johnson/27	15,077*
40	1/24	@PHI	L2	103-125	11-29	Smith/33	Smith/16	Barkley/27	8,784
41	1/25	@NJ	W1	117-112	12-29	Theus/36	Green-Catledge/12	Shackelford/22	8,356
42	1/27	ATL	L1	96-114	12-30	Theus/28	Green/11	Wilkins/25	15,077*
43	1/30	IND	W1	129-111	13-30	Catledge/31	Vincent/13	Miller/35	15,077*
44	2/1	@MIL	L1	111-129	13-31	Ansley/24	Ansley/16	Robertson/16	14,113
45	2/3	LAC	L2	110-113	13-32	Vincent/26	Catledge/10	Manning-Smith/23	15,077*
46	2/6	NY	L3	110-117	13-33	Catledge/28	Smith/10	Ewing/35	15,077*
47	2/8	PHI	W1	101-99	14-33	Catledge/20	Catledge/15	Barkley/22	15,077*
48	2/14	CHI	W2	135-129	15-33	Catledge/34	Green/19	Jordan/49	15,077**
49	2/15	@ATL	L1	123-130	15-34	Theus/32	Ansley/14	Wilkins/32	12,514
50	2/17	@DAL	L2	108-135	15-35	Catledge/22	Catledge-Ansley/10	Tarpley/18	17,007*
51	2/20	SEA	L3	102-117	15-36	Catledge/17	Catledge-Reynolds/9	McDaniel/27	15,077*
52	2/21	@DET	L4	109-140	15-37	Wiley/20	Acres/12	Dumars/22	12,454
53	2/23	@CLE	L5	96-123	15-38	Anderson/23	Reynolds/11	Daugherty-J. Williams/21	17,776
54	2/24	CLE	L6	124-141	15-39	Catledge/31	Catledge/13	King/36	7,711
55	2/26	@PHI	L7	110-129	15-40	Green/36	Green/15	Barkley/25	16,527
56	2/27	CHI	W1	115-109	16-40	Theus/31	Green/12	J.R. Reid/23	15,077*
57	3/1	SAC	L1	100-114	16-41	Catledge/27	Three players/9	Tisdale/24	15,077*
58	3/3	WAS	L2	128-132	16-42	Theus/26	Green/16	King/34	15,077**
59	3/6	UTA	L3	101-111	16-43	Theus/22	Catledge/12	Malone/31	15,077*
60	3/7	@MIA	L4	105-122	16-44	Theus/31	Catledge-Acres/6	Seikaly/31	15,008
61	3/10	@LAC	L5	101-112	16-45	Catledge/18	Catledge/16	Garland/21	11,476
62	3/12	@SEA	L6	105-130	16-46	Theus/26	Reynolds/8	Ellis/24	10,178
63	3/13	@POR	L7	117-142	16-47	Theus/25	Three players/6	Robinson/22	12,884
64	3/16	BOS	L8	127-130	16-48	Catledge/27	Turner/9	Bird/46	15,077*
65	3/18	CLE	L9	103-120	16-49	Anderson/22	Acres/10	Daugherty/29	15,077*
66	3/20	@NY	W1	121-118	17-49	Anderson/29	Anderson/29	Ewing/28	18,059
67	3/22	DAL	L1	106-116	17-50	Anderson-Skiles/22	Anderson-Green/10	Blackman/32	15,077*
68	3/24	MIL	L2	101-109	17-51	Catledge/24	Catledge/10	Pierce/34	15,077*
69	3/28	MIA	L3	104-109	17-52	Green/23	Reynolds/9	Edwards/25	15,077*
70	3/30	@WAS	L4	115-143	17-53	Reynolds/17	Ansley/12	Malone/35	6,636
71	4/1	@BOS	L5	125-133	17-54	Green/26	Smith/10	Bird/36	14,890
72	4/3	GS	L6	126-127	17-55	Smith/27	Anderson/13	Mullin/32	15,077*
73	4/5	@CHI	L7	104-111	17-56	Smith/21	Turner/10	Jordan/38	17,843
74	4/6	IND	L8	115-123	17-57	Reynolds/34	Four players/7	Miller/38	15,077*
75	4/8	HOU	L9	123-146	17-58	Anderson/21	Smith/7	Floyd/32	15,077*
76	4/10	MIL	L10	127-130	17-59	Catledge/29	Catledge/7	Pierce/31	15,077*
77	4/13	@MIN	L11	102-117	17-60	Catledge/28	Catledge/11	Corbin/36	45,458
78	4/14	@DET	L12	107-111	17-61	Theus/26	Reynolds/10	Edwards/22	21,454
79	4/17	WAS	L13	127-129	17-62	Reynolds/26	Acres/10	Malone/33	15,077*
80	4/18	@BOS	L14	112-133	17-63	Wiley/24	Turner/10	McHale/33	14,890
81	4/20	CLE	L15	104-118	17-64	Catledge-Reynolds/21	Acres/8	Nance/15	15,077*
82	4/22	@NJ	W1	110-102	18-64	Ansley/26	Green/9	Short/23	12,248

*=sellout; #=overtime; ##=double overtime

ALL-TIME ROSTER

ALL-TIME ROSTER

9 Tariq Abdul-Wahad (San Jose State '98) Pos: G-F Ht: 6-6 Wt: 223 DOB: 11-3-74

YEAR	G-GS-MIN	FGM-FGA (PCT.)	3FGM-3FGA (PCT.)	FTM-FTA (PCT.)	REBOUNDS OFF-DEF-TOT	AST	PF-DQ	TO	STL-BLK	PTS-AVG
1999-00	46-46-1205	223-515 (.433)	2-21 (.095)	115-151 (.762)	77-162-239	72	116-1	87	53-16	563-12.2
TOTALS	46-46-1205	223-515 (.433)	2-21 (.095)	115-151 (.762)	77-162-239	72	116-1	87	53-16	563-12.2

42 Mark Acres (Oral Roberts '85) Pos: F-C Ht: 6-11 Wt: 225 DOB: 11-15-62

YEAR	G-GS-MIN	FGM-FGA (PCT.)	3FGM-3FGA (PCT.)	FTM-FTA (PCT.)	REBOUNDS OFF-DEF-TOT	AST	PF-DQ	TO	STL-BLK	PTS-AVG
1989-90	80-50-1691	138-285 (.484)	3-4 (.750)	83-120 (.692)	154-277-431	67	248-4	70	36-25	362-4.5
1990-91	68-0-1313	109-214 (.509)	1-3 (.333)	66-101 (.653)	140-219-359	25	218-4	42	25-25	285-4.2
1991-92	68-6-926	78-151 (.517)	1-3 (.333)	51-67 (.761)	97-155-252	22	140-1	33	25-15	208-3.1
TOTALS	216-56-3930	325-650 (.508)	5-10 (.500)	200-288 (.694)	391-651-1042	114	606-9	145	86-65	855-4.0

4 Arron Afflalo (UCLA) Pos: G Ht: 6-5 Wt: 215 DOB: 10-15-85

YEAR	G-GS-MIN	FGM-FGA (PCT.)	3FGM-3FGA (PCT.)	FTM-FTA (PCT.)	REBOUNDS OFF-DEF-TOT	AST	PF-DQ	TO	STL-BLK	PTS-AVG
2012-13	64-64-2307	397-905 (.439)	72-240 (.300)	191-223 (.857)	29-210-239	206	137-1	138	40-11	1057-16.5
2013-14	73-73-2552	464-1011 (.459)	128-300 (.427)	274-336 (.815)	32-230-262	248	136-0	146	35-3	1330-18.2
2017-18	53-3-682	65-162 (.401)	27-70 (.386)	46-62 (.743)	4-62-66	30	56-0	21	4-9	179-3.4
TOTALS	190-140-5541	926-2078 (.446)	227-610 (.372)	487-585 (.832)	65-502-567	484	329-1	305	74-23	2566-13.5

2 Cory Alexander (Virginia '96) Pos: G Ht: 6-1 Wt: 190 DOB: 6-22-73

YEAR	G-GS-MIN	FGM-FGA (PCT.)	3FGM-3FGA (PCT.)	FTM-FTA (PCT.)	REBOUNDS OFF-DEF-TOT	AST	PF-DQ	TO	STL-BLK	PTS-AVG
2000-01	26-0-227	18-56 (.321)	4-16 (.250)	12-18 (.667)	0-25-25	36	29-0	25	16-0	52-2.0
TOTALS	26-0-227	18-56 (.321)	4-16 (.250)	12-18 (.667)	0-25-25	36	29-0	25	16-0	52-2.0

35 Malik Allen (Villanova) Pos: F Ht: 6-10 Wt: 255 DOB: 6-27-78

YEAR	G-GS-MIN	FGM-FGA (PCT.)	3FGM-3FGA (PCT.)	FTM-FTA (PCT.)	REBOUNDS OFF-DEF-TOT	AST	PF-DQ	TO	STL-BLK	PTS-AVG
2010-11	18-0-178	11-31 (.355)	0-0 (---)	1-2 (.500)	12-20-32	4	30-0	3	1-4	23-1.3
TOTALS	18-0-178	11-31 (.355)	0-0 (---)	1-2 (.500)	12-20-32	4	30-0	3	1-4	23-1.3

1 Rafer Alston (Fresno State) Pos: G Ht: 6-2 Wt: 175 DOB: 7-24-76

YEAR	G-GS-MIN	FGM-FGA (PCT.)	3FGM-3FGA (PCT.)	FTM-FTA (PCT.)	REBOUNDS OFF-DEF-TOT	AST	PF-DQ	TO	STL-BLK	PTS-AVG
2008-09	29-28-856	123-298 (.413)	32-101 (.317)	70-99 (.707)	8-75-83	148	63-0	52	51-3	348-12.0
TOTALS	29-28-856	123-298 (.413)	32-101 (.317)	70-99 (.707)	8-75-83	148	63-0	52	51-3	348-12.0

13 John Amaechi (Penn State '95) Pos: C Ht: 6-10 Wt: 270 DOB: 11-26-70

YEAR	G-GS-MIN	FGM-FGA (PCT.)	3FGM-3FGA (PCT.)	FTM-FTA (PCT.)	REBOUNDS OFF-DEF-TOT	AST	PF-DQ	TO	STL-BLK	PTS-AVG
1999-00	80-53-1684	306-700 (.437)	1-6 (.167)	223-291 (.766)	62-204-266	95	161-1	139	35-37	836-10.5
2000-01	82-36-1710	237-592 (.400)	0-7 (.000)	176-279 (.631)	77-191-268	74	175-1	124	28-29	650-7.9
TOTALS	162-89-3394	543-1292 (.420)	1-13 (.077)	399-570 (.700)	139-395-534	169	336-2	263	63-66	1486-9.2

2 Al-Farouq Aminu (Wake Forest) Pos: F Ht: 6-9 Wt: 220 DOB: 9-21-90

YEAR	G-GS-MIN	FGM-FGA (PCT.)	3FGM-3FGA (PCT.)	FTM-FTA (PCT.)	REBOUNDS OFF-DEF-TOT	AST	PF-DQ	TO	STL-BLK	PTS-AVG
2019-20	18-2-380	25-86 (.291)	9-36 (.250)	19-29 (.655)	24-63-87	21	27-0	17	18-8	78-4.3
2020-21	17-14-367	36-89 (.404)	7-31 (.226)	14-17 (.824)	20-71-91	29	22-0	25	17-9	93-5.5
TOTALS	35-16-747	61-175 (.349)	16-67 (.239)	33-46 (.717)	44-134-178	50	49-0	42	35-17	171-4.9

25 Nick Anderson (Illinois '90) Pos: G-F Ht: 6-6 Wt: 220 DOB: 1-20-68

YEAR	G-GS-MIN	FGM-FGA (PCT.)	3FGM-3FGA (PCT.)	FTM-FTA (PCT.)	REBOUNDS OFF-DEF-TOT	AST	PF-DQ	TO	STL-BLK	PTS-AVG
1989-90	81-9-1785	372-753 (.494)	1-17 (.059)	186-264 (.705)	107-209-316	124	140-0	138	69-34	931-11.5
1990-91	70-42-1971	400-857 (.467)	17-58 (.293)	173-259 (.688)	92-294-386	106	145-0	113	74-44	990-14.1
1991-92	60-59-2203	482-1042 (.463)	30-85 (.353)	202-303 (.667)	98-286-384	163	132-0	126	97-33	1196-19.9
1992-93	79-76-2920	594-1324 (.449)	88-249 (.353)	298-402 (.741)	122-355-477	265	200-1	164	128-56	1574-19.9
1993-94	81-81-2811	504-1054 (.478)	101-314 (.322)	168-250 (.672)	113-363-476	294	148-1	165	134-33	1277-15.8
1994-95	76-76-2588	439-923 (.476)	179-431 (.415)	143-203 (.704)	85-250-335	314	124-0	141	125-22	1200-15.8
1995-96	77-77-2717	400-904 (.442)	168-430 (.391)	166-240 (.692)	92-323-415	279	135-0	141	121-46	1134-14.7
1996-97	63-61-2163	288-725 (.397)	143-405 (.353)	38-94 (.404)	66-238-304	182	160-0	86	120-32	757-12.0
1997-98	58-44-1701	343-754 (.455)	77-214 (.360)	127-199 (.638)	98-199-297	119	98-1	85	72-23	890-15.3
1998-99	47-39-1581	253-640 (.395)	96-277 (.347)	99-162 (.611)	51-226-277	91	72-0	83	64-15	701-14.9
TOTALS	692-564-22440	4075-8976 (.454)	900-2480 (.363)	1600-2376 (.673)	924-2743-3667	1937	1354-3	1242	1004-338	10650-15

33 Ryan Anderson (California) Pos: F Ht: 6-10 Wt: 240 DOB: 5-6-88

YEAR	G-GS-MIN	FGM-FGA (PCT.)	3FGM-3FGA (PCT.)	FTM-FTA (PCT.)	REBOUNDS OFF-DEF-TOT	AST	PF-DQ	TO	STL-BLK	PTS-AVG
2009-10	63-6-911	169-388 (.436)	78-211 (.370)	71-82 (.866)	70-132-202	37	81-0	56	25-14	487-7.7
2010-11	64-14-1424	226-525 (.430)	134-341 (.393)	95-117 (.812)	129-226-355	52	137-0	49	30-38	681-10.6
2011-12	61-61-1964	332-757 (.439)	166-422 (.393)	150-171 (.877)	224-247-471	54	146-0	57	50-26	980-16.1
TOTALS	188-81-4299	727-1670 (.435)	378-974 (.388)	316-370 (.854)	423-605-1028	143	364-0	162	105-78	2148-11.4

45 Michael Ansley (Alabama '89) Pos: F Ht: 6-7 Wt: 225 DOB: 2-8-67

YEAR	G-GS-MIN	FGM-FGA (PCT.)	3FGM-3FGA (PCT.)	FTM-FTA (PCT.)	REBOUNDS OFF-DEF-TOT	AST	PF-DQ	TO	STL-BLK	PTS-AVG
1989-90	72-5-1221	231-465 (.497)	0-0 (---)	164-227 (.722)	187-175-362	40	152-0	50	24-17	626-8.7
1990-91	67-1-877	144-263 (.548)	0-0 (---)	91-127 (.717)	122-131-253	25	125-0	32	27-7	379-5.7
TOTALS	139-6-2098	375-728 (.515)	0-0 (---)	255-354 (.719)	309-306-615	65	277-0	82	51-24	1005-7.2

50 Cole Anthony (North Carolina) Pos: G Ht: 6-3 Wt: 190 DOB: 5-15-00

YEAR	G-GS-MIN	FGM-FGA (PCT.)	3FGM-3FGA (PCT.)	FTM-FTA (PCT.)	REBOUNDS OFF-DEF-TOT	AST	PF-DQ	TO	STL-BLK	PTS-AVG
2020-21	47-34-1273	219-552 (.397)	58-172 (.337)	109-131 (.832)	38-183-221	192	98-0	106	30-18	605-12.9
2021-22	65-65-2059	357-912 (.391)	132-391 (.338)	216-253 (.854)	32-136-348	369	171-0	170	46-17	1062-16.3
2022-23	60-4-1552	277-610 (.454)	75-206 (.364)	152-170 (.894)	47-241-288	235	158-1	91	37-31	781-13.0
TOTALS	172-103-4884	853-2074 (.411)	265-769 (.345)	477-554 (.861)	117-740-857	796	427-1	367	113-66	2448-14.2

15 Keith Appling (Michigan State) Pos: G Ht: 6-1 Wt: 185 DOB: 2-13-92

YEAR	G-GS-MIN	FGM-FGA (PCT.)	3FGM-3FGA (PCT.)	FTM-FTA (PCT.)	REBOUNDS OFF-DEF-TOT	AST	PF-DQ	TO	STL-BLK	PTS-AVG
2015-16	5-0-27	2-8 (.250)	0-3 (.000)	2-2 (1.000)	0-1-1	1	5-0	3	1-0	6-1.2
TOTALS	5-0-27	2-8 (.250)	0-3 (.000)	2-2 (1.000)	0-1-1	1	5-0	3	1-0	6-1.2

21 Robert Archibald (Illinois '02) Pos: F Ht: 6-11 Wt: 250 DOB: 3-29-80

YEAR	G-GS-MIN	FGM-FGA (PCT.)	3FGM-3FGA (PCT.)	FTM-FTA (PCT.)	REBOUNDS OFF-DEF-TOT	AST	PF-DQ	TO	STL-BLK	PTS-AVG
2003-04	1-0-4	1-2 (.500)	0-0 (---)	0-0 (---)	0-1-1	0	0-0	0	1-0	2-2.0
TOTALS	1-0-4	1-2 (.500)	0-0 (---)	0-0 (---)	0-1-1	0	0-0	0	1-0	2-2.0

1 Gilbert Arenas (Arizona) Pos: G Ht: 6-4 Wt: 215 DOB: 1-6-82

YEAR	G-GS-MIN	FGM-FGA (PCT.)	3FGM-3FGA (PCT.)	FTM-FTA (PCT.)	REBOUNDS OFF-DEF-TOT	AST	PF-DQ	TO	STL-BLK	PTS-AVG
2010-11	49-2-1070	139-404 (.344)	50-182 (.275)	64-86 (.744)	16-103-119	157	112-0	106	44-9	392-8.0
TOTALS	49-2-1070	139-404 (.344)	50-182 (.275)	64-86 (.744)	16-103-119	157	112-0	106	44-9	392-8.0

1 Trevor Ariza (UCLA) Pos: F Ht: 6-8 Wt: 210 DOB: 6-30-85

YEAR	G-GS-MIN	FGM-FGA (PCT.)	3FGM-3FGA (PCT.)	FTM-FTA (PCT.)	REBOUNDS OFF-DEF-TOT	AST	PF-DQ	TO	STL-BLK	PTS-AVG
2005-06	21-0-290	32-80 (.400)	0-2 (.000)	35-50 (.700)	29-52-81	15	22-0	16	14-2	99-4.7
2006-07	57-7-1278	200-371 (.539)	0-7 (.000)	106-171 (.620)	98-151-249	65	134-1	84	59-19	506-8.9
2007-08	11-0-115	14-31 (.452)	0-3 (.000)	8-15 (.533)	5-19-24	8	9-0	5	5-3	36-3.3
TOTALS	89-7-1683	246-482 (.510)	0-12 (.000)	149-236 (.631)	132-223-54	88	165-1	105	78-24	641-7.2

2 B.J. Armstrong (Iowa '89) Pos: G Ht: 6-2 Wt: 185 DOB: 9-9-67

YEAR	G-GS-MIN	FGM-FGA (PCT.)	3FGM-3FGA (PCT.)	FT
------	----------	----------------	------------------	----

11 Bismack Biyombo (Dem. Republic of Congo) Pos: C Ht: 6-9 Wt: 255 DOB: 8-28-92

Table with 11 columns: YEAR, G-GS-MIN, FGM-FGA (PCT.), 3FGM-3FGA (PCT.), FTM-FTA (PCT.), REBOUNDS OFF-DEF-TOT, AST, PF-DQ, TO, STL-BLK, PTS-AVG

3/10 Keith Bogans (Kentucky '03) Pos: G Ht: 6-5 Wt: 215 DOB: 5-12-80

Table with 11 columns: YEAR, G-GS-MIN, FGM-FGA (PCT.), 3FGM-3FGA (PCT.), FTM-FTA (PCT.), REBOUNDS OFF-DEF-TOT, AST, PF-DQ, TO, STL-BLK, PTS-AVG

10 Bol Bol (Oregon) Pos: F-C Ht: 7-2 Wt: 220 DOB: 11-16-99

Table with 11 columns: YEAR, G-GS-MIN, FGM-FGA (PCT.), 3FGM-3FGA (PCT.), FTM-FTA (PCT.), REBOUNDS OFF-DEF-TOT, AST, PF-DQ, TO, STL-BLK, PTS-AVG

23 Jordan Bone (Tennessee) Pos: G Ht: 6-3 Wt: 185 DOB: 11-5-97

Table with 11 columns: YEAR, G-GS-MIN, FGM-FGA (PCT.), 3FGM-3FGA (PCT.), FTM-FTA (PCT.), REBOUNDS OFF-DEF-TOT, AST, PF-DQ, TO, STL-BLK, PTS-AVG

24 Anthony Bonner (St. Louis '90) Pos: F Ht: 6-8 Wt: 225 DOB: 6-6-68

Table with 11 columns: YEAR, G-GS-MIN, FGM-FGA (PCT.), 3FGM-3FGA (PCT.), FTM-FTA (PCT.), REBOUNDS OFF-DEF-TOT, AST, PF-DQ, TO, STL-BLK, PTS-AVG

14 Anthony Bowie (Oklahoma '86) Pos: G Ht: 6-6 Wt: 200 DOB: 11-9-63

Table with 11 columns: YEAR, G-GS-MIN, FGM-FGA (PCT.), 3FGM-3FGA (PCT.), FTM-FTA (PCT.), REBOUNDS OFF-DEF-TOT, AST, PF-DQ, TO, STL-BLK, PTS-AVG

11 Earl Boykins (Eastern Michigan '98) Pos: G Ht: 5-5 Wt: 133 DOB: 6-2-76

Table with 11 columns: YEAR, G-GS-MIN, FGM-FGA (PCT.), 3FGM-3FGA (PCT.), FTM-FTA (PCT.), REBOUNDS OFF-DEF-TOT, AST, PF-DQ, TO, STL-BLK, PTS-AVG

7 Michael Bradley (Villanova '01) Pos: F Ht: 6-10 Wt: 245 DOB: 4-18-79

Table with 11 columns: YEAR, G-GS-MIN, FGM-FGA (PCT.), 3FGM-3FGA (PCT.), FTM-FTA (PCT.), REBOUNDS OFF-DEF-TOT, AST, PF-DQ, TO, STL-BLK, PTS-AVG

17 Ignas Brazdeikis (Michigan) Pos: F Ht: 6-6 Wt: 221 DOB: 1-8-99

Table with 11 columns: YEAR, G-GS-MIN, FGM-FGA (PCT.), 3FGM-3FGA (PCT.), FTM-FTA (PCT.), REBOUNDS OFF-DEF-TOT, AST, PF-DQ, TO, STL-BLK, PTS-AVG

13 Isaiah Briscoe (Kentucky) Pos: G Ht: 6-3 Wt: 215 DOB: 4-13-96

Table with 11 columns: YEAR, G-GS-MIN, FGM-FGA (PCT.), 3FGM-3FGA (PCT.), FTM-FTA (PCT.), REBOUNDS OFF-DEF-TOT, AST, PF-DQ, TO, STL-BLK, PTS-AVG

21 Anthony Brown (Stanford) Pos: G-F Ht: 6-7 Wt: 211 DOB: 10-10-92

Table with 11 columns: YEAR, G-GS-MIN, FGM-FGA (PCT.), 3FGM-3FGA (PCT.), FTM-FTA (PCT.), REBOUNDS OFF-DEF-TOT, AST, PF-DQ, TO, STL-BLK, PTS-AVG

7 Dee Brown (Jacksonville '90) Pos: G Ht: 6-2 Wt: 205 DOB: 11-29-68

Table with 11 columns: YEAR, G-GS-MIN, FGM-FGA (PCT.), 3FGM-3FGA (PCT.), FTM-FTA (PCT.), REBOUNDS OFF-DEF-TOT, AST, PF-DQ, TO, STL-BLK, PTS-AVG

30 Jud Buechler (Arizona '90) Pos: F Ht: 6-6 Wt: 228 DOB: 6-19-68

Table with 11 columns: YEAR, G-GS-MIN, FGM-FGA (PCT.), 3FGM-3FGA (PCT.), FTM-FTA (PCT.), REBOUNDS OFF-DEF-TOT, AST, PF-DQ, TO, STL-BLK, PTS-AVG

31 Pat Burke (Auburn '97) Pos: F-C Ht: 6-11 Wt: 250 DOB: 12-14-73

Table with 11 columns: YEAR, G-GS-MIN, FGM-FGA (PCT.), 3FGM-3FGA (PCT.), FTM-FTA (PCT.), REBOUNDS OFF-DEF-TOT, AST, PF-DQ, TO, STL-BLK, PTS-AVG

30 Devin Cannady (Princeton) Pos: G Ht: 6-2 Wt: 183 DOB: 5-21-96

Table with 11 columns: YEAR, G-GS-MIN, FGM-FGA (PCT.), 3FGM-3FGA (PCT.), FTM-FTA (PCT.), REBOUNDS OFF-DEF-TOT, AST, PF-DQ, TO, STL-BLK, PTS-AVG

15 Vince Carter (North Carolina) Pos: G Ht: 6-6 Wt: 220 DOB: 1-26-77

Table with 11 columns: YEAR, G-GS-MIN, FGM-FGA (PCT.), 3FGM-3FGA (PCT.), FTM-FTA (PCT.), REBOUNDS OFF-DEF-TOT, AST, PF-DQ, TO, STL-BLK, PTS-AVG

34 Wendell Carter Jr. (Duke) Pos: C Ht: 6-10 Wt: 270 DOB: 4-16-99

Table with 11 columns: YEAR, G-GS-MIN, FGM-FGA (PCT.), 3FGM-3FGA (PCT.), FTM-FTA (PCT.), REBOUNDS OFF-DEF-TOT, AST, PF-DQ, TO, STL-BLK, PTS-AVG

7/11 Michael Carter-Williams (Syracuse) Pos: G Ht: 6-6 Wt: 190 DOB: 10-10-91

Table with 11 columns: YEAR, G-GS-MIN, FGM-FGA (PCT.), 3FGM-3FGA (PCT.), FTM-FTA (PCT.), REBOUNDS OFF-DEF-TOT, AST, PF-DQ, TO, STL-BLK, PTS-AVG

33 Terry Catledge (S. Alabama '85) Pos: F Ht: 6-8 Wt: 230 DOB: 8-22-63

Table with 11 columns: YEAR, G-GS-MIN, FGM-FGA (PCT.), 3FGM-3FGA (PCT.), FTM-FTA (PCT.), REBOUNDS OFF-DEF-TOT, AST, PF-DQ, TO, STL-BLK, PTS-AVG

ALL-TIME ROSTER

ALL-TIME ROSTER

13 Kelvin Cato (Iowa State '97) Pos: C Ht: 6-11 Wt: 275 DOB: 8-26-74

YEAR	G-GS-MIN	FGM-FGA (PCT.)	3FGM-3FGA (PCT.)	FTM-FTA (PCT.)	REBOUNDS OFF-DEF-TOT	AST	PF-DQ	TO	STL-BLK	PTS-AVG
2004-05	62-50-1525	160-297 (.539)	0-0 (---)	112-143 (.783)	102-314-416	40	170-1	64	55-82	432-7.0
2005-06	23-0-299	31-72 (.431)	0-0 (---)	26-35 (.743)	19-44-63	2	48-0	16	6-10	88-3.8
TOTALS	85-50-1824	191-369 (.518)	0-0 (---)	138-178 (.775)	121-358/479	42	218-1	80	61-92	520-6.1

3 Troy Caupain (Cincinnati) Pos: G Ht: 6-4 Wt: 210 DOB: 11-29-95

YEAR	G-GS-MIN	FGM-FGA (PCT.)	3FGM-3FGA (PCT.)	FTM-FTA (PCT.)	REBOUNDS OFF-DEF-TOT	AST	PF-DQ	TO	STL-BLK	PTS-AVG
2018-19	4-0-16	4-8 (.500)	2-3 (.667)	0-0 (---)	1-2-3	4	0-0	0	1-0	10-2.5
TOTALS	4-0-16	4-8 (.500)	2-3 (.667)	0-0 (---)	1-2-3	4	0-0	0	1-0	10-2.5

1 Doug Christie (Pepperdine '92) Pos: G-F Ht: 6-6 Wt: 205 DOB: 5-9-70

YEAR	G-GS-MIN	FGM-FGA (PCT.)	3FGM-3FGA (PCT.)	FTM-FTA (PCT.)	REBOUNDS OFF-DEF-TOT	AST	PF-DQ	TO	STL-BLK	PTS-AVG
2004-05	21-13-529	47-128 (.367)	5-23 (.217)	20-22 (.909)	9-45-54	46	45-0	36	37-5	119-5.7
TOTALS	21-13-529	47-128 (.367)	5-23 (.217)	20-22 (.909)	9-45-54	46	45-0	36	37-5	119-5.7

3 Earl Clark (Louisville) Pos: F Ht: 6-10 Wt: 225 DOB: 1-17-88

YEAR	G-GS-MIN	FGM-FGA (PCT.)	3FGM-3FGA (PCT.)	FTM-FTA (PCT.)	REBOUNDS OFF-DEF-TOT	AST	PF-DQ	TO	STL-BLK	PTS-AVG
2010-11	33-0-392	56-127 (.441)	0-5 (.000)	22-37 (.595)	33-51-84	5	39-1	26	7-15	134-4.1
2011-12	45-1-559	51-139 (.367)	0-0 (---)	21-29 (.724)	35-89-124	18	72-0	25	12-32	123-2.7
TOTALS	78-1-951	107-266 (.402)	0-5 (.000)	43-66 (.652)	68-140-208	23	111-1	51	19-47	257-3.3

12 Gary Clark (Cincinnati) Pos: F Ht: 6-6 Wt: 225 DOB: 11-16-94

YEAR	G-GS-MIN	FGM-FGA (PCT.)	3FGM-3FGA (PCT.)	FTM-FTA (PCT.)	REBOUNDS OFF-DEF-TOT	AST	PF-DQ	TO	STL-BLK	PTS-AVG
2019-20	24-5-355	31-74 (.419)	21-60 (.350)	3-3 (1.000)	26-44-70	5	25-0	8	4-15	86-3.6
2020-21	35-11-637	40-131 (.305)	31-108 (.287)	8-10 (.800)	33-79-112	30	34-0	17	12-7	119-3.4
TOTALS	59-16-992	71-205 (.346)	52-168 (.310)	11-13 (.846)	59-123-182	35	59-0	25	16-22	205-3.5

00 Anthony Cook (Arizona '89) Pos: F Ht: 6-9 Wt: 240 DOB: 3-19-67

YEAR	G-GS-MIN	FGM-FGA (PCT.)	3FGM-3FGA (PCT.)	FTM-FTA (PCT.)	REBOUNDS OFF-DEF-TOT	AST	PF-DQ	TO	STL-BLK	PTS-AVG
1993-94	2-0-2	0-1 (.000)	0-0 (---)	0-0 (---)	0-0-0	0	0-0	1	0-2	0-0.0
TOTALS	2-0-2	0-1 (.000)	0-0 (---)	0-0 (---)	0-0-0	0	0-0	1	0-2	0-0.0

34 Brian Cook (Illinois) Pos: F Ht: 6-9 Wt: 250 DOB: 12-4-80

YEAR	G-GS-MIN	FGM-FGA (PCT.)	3FGM-3FGA (PCT.)	FTM-FTA (PCT.)	REBOUNDS OFF-DEF-TOT	AST	PF-DQ	TO	STL-BLK	PTS-AVG
2007-08	45-0-559	84-213 (.394)	41-105 (.390)	15-17 (.882)	24-75-99	24	87-2	35	11-12	224-5.0
2008-09	21-0-146	23-60 (.383)	11-25 (.440)	5-6 (.833)	6-21-27	4	23-0	11	3-0	62-3.0
TOTALS	66-0-705	107-273 (.392)	52-130 (.400)	20-23 (.870)	30-96-126	28	110-2	46	14-12	286-4.3

13 Chris Corchiani (NC State '91) Pos: G Ht: 6-1 Wt: 186 DOB: 3-28-68

YEAR	G-GS-MIN	FGM-FGA (PCT.)	3FGM-3FGA (PCT.)	FTM-FTA (PCT.)	REBOUNDS OFF-DEF-TOT	AST	PF-DQ	TO	STL-BLK	PTS-AVG
1991-92	51-1-741	77-193 (.399)	10-37 (.270)	91-104 (.875)	18-60-78	141	94-0	74	45-2	255-5.0
1992-93	9-0-102	13-23 (.565)	0-3 (.000)	16-21 (.762)	1-6-7	16	17-0	8	6-0	42-4.7
TOTALS	60-1-843	90-216 (.417)	10-40 (.250)	107-125 (.856)	19-66-85	157	111-0	82	51-2	297-4.9

40 Dave Corzine (DePaul '78) Pos: C Ht: 6-11 Wt: 260 DOB: 4-25-56

YEAR	G-GS-MIN	FGM-FGA (PCT.)	3FGM-3FGA (PCT.)	FTM-FTA (PCT.)	REBOUNDS OFF-DEF-TOT	AST	PF-DQ	TO	STL-BLK	PTS-AVG
1989-90	6-3-79	11-29 (.379)	0-0 (---)	0-2 (.000)	7-11-18	2	7-0	8	2-0	22-3.7
TOTALS	6-3-79	11-29 (.379)	0-0 (---)	0-2 (.000)	7-11-18	2	7-0	8	2-0	22-3.7

11 Glen Davis (LSU) Pos: F Ht: 6-9 Wt: 289 DOB: 1-1-86

YEAR	G-GS-MIN	FGM-FGA (PCT.)	3FGM-3FGA (PCT.)	FTM-FTA (PCT.)	REBOUNDS OFF-DEF-TOT	AST	PF-DQ	TO	STL-BLK	PTS-AVG
2011-12	61-13-1427	225-534 (.421)	2-14 (.143)	114-167 (.683)	107-224-331	47	106-0	75	43-19	566-9.3
2012-13	34-33-1064	214-478 (.448)	0-2 (.000)	84-117 (.718)	55-191-246	70	88-2	64	32-21	512-15.1
2013-14	45-43-1354	232-512 (.453)	4-10 (.400)	77-114 (.675)	87-195-282	70	111-2	59	46-22	545-12.1
TOTALS	140-89-3845	671-1524 (.440)	6-26 (.231)	275-398 (.691)	249-610-859	187	305-4	198	121-62	1623-11.6

55 Andrew DeClercq (Florida '95) Pos: C Ht: 6-10 Wt: 255 DOB: 2-1-73

YEAR	G-GS-MIN	FGM-FGA (PCT.)	3FGM-3FGA (PCT.)	FTM-FTA (PCT.)	REBOUNDS OFF-DEF-TOT	AST	PF-DQ	TO	STL-BLK	PTS-AVG
2000-01	67-51-903	107-193 (.554)	0-0 (---)	47-82 (.573)	91-145-236	32	198-2	51	41-33	261-3.9
2001-02	61-14-633	67-149 (.450)	0-0 (---)	28-50 (.560)	74-89-163	22	130-0	34	23-24	162-2.7
2002-03	77-21-1327	149-279 (.534)	0-0 (---)	67-104 (.644)	142-197-339	52	258-5	84	39-36	365-4.7
2003-04	71-53-1211	93-195 (.477)	0-0 (---)	44-54 (.815)	131-186-317	44	217-7	54	47-32	230-3.2
2004-05	8-0-49	4-9 (.444)	0-0 (---)	1-3 (.333)	7-3-10	0	14-0	1	2-0	9-1.1
TOTALS	284-139-4123	420-825 (.509)	0-0 (---)	187-293 (.638)	445-620-1065	150	817-14	224	152-125	1027-3.6

3 Dewayne Dedmon (USC) Pos: C Ht: 7-0 Wt: 255 DOB: 8-12-89

YEAR	G-GS-MIN	FGM-FGA (PCT.)	3FGM-3FGA (PCT.)	FTM-FTA (PCT.)	REBOUNDS OFF-DEF-TOT	AST	PF-DQ	TO	STL-BLK	PTS-AVG
2013-14	16-6-234	23-53 (.434)	0-0 (---)	13-17 (.765)	27-51-78	2	37-1	9	7-13	59-3.7
2014-15	59-15-845	91-162 (.562)	0-1 (.000)	34-64 (.531)	118-177-295	9	141-2	51	16-50	216-3.7
2015-16	58-20-705	99-177 (.559)	0-0 (---)	57-76 (.750)	67-161-228	13	109-2	32	22-46	255-4.4
TOTALS	133-41-1784	213-392 (.543)	0-1 (.000)	104-157 (.662)	212-389-601	24	287-5	92	45-109	530-4.0

5 Dell Demps (Pacific '92) Pos: G Ht: 6-4 Wt: 210 DOB: 2-12-70

YEAR	G-GS-MIN	FGM-FGA (PCT.)	3FGM-3FGA (PCT.)	FTM-FTA (PCT.)	REBOUNDS OFF-DEF-TOT	AST	PF-DQ	TO	STL-BLK	PTS-AVG
1996-97	2-0-10	0-3 (.000)	0-1 (.000)	0-0-0	0-0-0	0	1-0	0	1-0	2-1.0
TOTALS	2-0-10	0-3 (.000)	0-1 (.000)	0-0-0	0-0-0	0	1-0	0	1-0	2-1.0

13 Derrick Dial (Eastern Michigan '98) Pos: G Ht: 6-4 Wt: 184 DOB: 12-20-75

YEAR	G-GS-MIN	FGM-FGA (PCT.)	3FGM-3FGA (PCT.)	FTM-FTA (PCT.)	REBOUNDS OFF-DEF-TOT	AST	PF-DQ	TO	STL-BLK	PTS-AVG
2003-04	9-0-86	9-28 (.321)	2-9 (.222)	6-8 (.750)	5-8-13	2	6-0	1	6-0	26-2.9
TOTALS	9-0-86	9-28 (.321)	2-9 (.222)	6-8 (.750)	5-8-13	2	6-0	1	6-0	26-2.9

34 Travis Diener (Marquette) Pos: G Ht: 6-1 Wt: 175 DOB: 3-1-82

YEAR	G-GS-MIN	FGM-FGA (PCT.)	3FGM-3FGA (PCT.)	FTM-FTA (PCT.)	REBOUNDS OFF-DEF-TOT	AST	PF-DQ	TO	STL-BLK	PTS-AVG
2005-06	23-0-246	29-69 (.420)	25-57 (.439)	5-6 (.833)	4-17-21	16	22-0	10	7-0	88-3.8
2006-07	26-0-288	34-80 (.425)	18-50 (.360)	12-15 (.800)	3-15-18	35	27-0	13	4-0	98-3.8
TOTALS	49-0-534	63-149 (.423)	43-107 (.402)	17-21 (.810)	7-32-39	51	49-0	23	11-0	186-3.8

51 Michael Doleac (Utah '98) Pos: C Ht: 6-11 Wt: 262 DOB: 6-15-77

YEAR	G-GS-MIN	FGM-FGA (PCT.)	3FGM-3FGA (PCT.)	FTM-FTA (PCT.)	REBOUNDS OFF-DEF-TOT	AST	PF-DQ	TO	STL-BLK	PTS-AVG
1998-99	49-0-780	125-267 (.468)	0-0 (---)	54-80 (.675)	66-82-148	20	117-1	26	19-17	304-6.2
1999-00	81-29-1335	242-535 (.452)	1-2 (.500)	80-95 (.842)	89-245-334	63	224-3	65	29-34	565-7.0
2000-01	77-21-1398	220-527 (.417)	0-3 (.000)	50-59 (.847)	70-203-273	65	239-10	59	37-41	490-6.4
TOTALS	207-50-3513	587-1329 (.442)	1-5 (.200)	184-234 (.786)	225-530-755	148	580-14	150	85-92	1359-6.6

5 Keyon Dooling (Missouri) Pos: G Ht: 6-3 Wt: 195 DOB: 5-8-80

YEAR	G-GS-MIN	FGM-FGA (PCT.)	3FGM-3FGA (PCT.)	FTM-FTA (PCT.)	REBOUNDS OFF-DEF-TOT	AST	PF-DQ	TO	STL-BLK	PTS-AVG
2005-06	50-7-1137	178-405 (.440)	13-43 (.302)	101-121 (.835)	11-67-78	109	116-1	82	49-4	470-9.8
2006-07	66-2-1435	188-458 (.410)	31-96 (.323)	114-141 (.809)	22-64-86	112	125-0	72	52-15	521-7.9
2007-08	72-1-1334	198-423 (.468)	22-65 (.338)	168-193 (.845)	7-94-101	133	131-0	61	36-5	581-8.1
TOTALS	188-10-3906	564-1286 (.439)	66-204 (.324)	378-455 (.831)	40-225-265	354	372-1	215	137-24	1572-8.4

11 Jeff Dowtin (Rhode Island) Pos: G Ht: 6-3 Wt: 185 DOB: 5-10-97

YEAR	G-GS-MIN	FGM-FGA (PCT.)	3FGM-3FGA (PCT.)	FTM-FTA (PCT.)	REBOUNDS OFF-DEF-TOT	AST	PF-DQ	TO	STL-BLK	PTS-AVG
2021-22	4-0-77	5-19 (.263)	1-7 (.143)	2-2 (1.000)	7-4-11	7	3-0	4	5-0	13-3.3
TOTALS	4-0-77	5-19 (.263)	1-7 (.143)	2-2 (1.000)	7-4-11	7	3-0	4	5-0	13-3.3

25 Chris Duhon (Duke) Pos: G Ht: 6-1 Wt: 190 DOB: 8-31-82

ALL-TIME ROSTER

20 Kevin Edwards (DePaul '88) Pos: G Ht: 6-3 Wt: 210 DOB: 10-30-65

YEAR	G-GS-MIN	FGM-FGA (PCT.)	3FGM-3FGA (PCT.)	FTM-FTA (PCT.)	REBOUNDS OFF-DEF-TOT	AST	PF-DQ	TO	STL-BLK	PTS-AVG
1997-98	12-0-135	20-59 (.339)	2-4 (.500)	17-20 (.850)	9-11-20	13	8-0	10	5-1	59-4.9
TOTALS	12-0-135	20-59 (.339)	2-4 (.500)	17-20 (.850)	9-11-20	13	8-0	10	5-1	59-4.9

11 James Ennis III (Long Beach State) Pos: F Ht: 6-6 Wt: 215 DOB: 7-1-90

YEAR	G-GS-MIN	FGM-FGA (PCT.)	3FGM-3FGA (PCT.)	FTM-FTA (PCT.)	REBOUNDS OFF-DEF-TOT	AST	PF-DQ	TO	STL-BLK	PTS-AVG
2019-20	20-18-489	60-133 (.451)	18-63 (.286)	31-37 (.838)	23-72-95	22	52-0	27	12-8	169-8.4
2020-21	41-37-986	115-243 (.473)	45-104 (.433)	70-87 (.805)	43-123-166	62	84-0	36	32-7	345-8.4
TOTALS	61-55-1475	175-376 (.465)	63-167 (.377)	101-124 (.815)	66-195-261	84	136-0	63	44-15	514-8.4

34 Brian Evans (Indiana '96) Pos: F Ht: 6-8 Wt: 220 DOB: 9-13-73

YEAR	G-GS-MIN	FGM-FGA (PCT.)	3FGM-3FGA (PCT.)	FTM-FTA (PCT.)	REBOUNDS OFF-DEF-TOT	AST	PF-DQ	TO	STL-BLK	PTS-AVG
1996-97	14-0-59	8-22 (.364)	4-8 (.500)	0-0 (---)	1-7-8	7	6-0	2	1-2	20-1.4
1997-98	44-0-561	77-206 (.374)	12-45 (.267)	40-48 (.833)	31-54-85	31	57-0	24	22-8	206-4.7
TOTALS	58-0-620	85-228 (.373)	16-53 (.302)	40-48 (.833)	32-61-93	38	63-0	26	23-10	226-3.9

1 Maurice Evans (Texas) Pos: G Ht: 6-5 Wt: 220 DOB: 11-8-78

YEAR	G-GS-MIN	FGM-FGA (PCT.)	3FGM-3FGA (PCT.)	FTM-FTA (PCT.)	REBOUNDS OFF-DEF-TOT	AST	PF-DQ	TO	STL-BLK	PTS-AVG
2007-08	68-47-1624	253-517 (.489)	80-202 (.396)	47-68 (.691)	88-121-209	69	132-0	40	41-9	633-9.3
TOTALS	68-47-1624	253-517 (.489)	80-202 (.396)	47-68 (.691)	88-121-209	69	132-0	40	41-9	633-9.3

6 Patrick Ewing (Georgetown '85) Pos: C Ht: 7-0 Wt: 255 DOB: 8-5-62

YEAR	G-GS-MIN	FGM-FGA (PCT.)	3FGM-3FGA (PCT.)	FTM-FTA (PCT.)	REBOUNDS OFF-DEF-TOT	AST	PF-DQ	TO	STL-BLK	PTS-AVG
2001-02	65-4-901	148-333 (.444)	0-1 (.000)	94-134 (.701)	60-203-263	35	129-0	65	22-45	390-6.0
TOTALS	65-4-901	148-333 (.444)	0-1 (.000)	94-134 (.701)	60-203-263	35	129-0	65	22-45	390-6.0

11 Aleem Ford (Wisconsin) Pos: F Ht: 6-8 Wt: 220 DOB: 12-22-97

YEAR	G-GS-MIN	FGM-FGA (PCT.)	3FGM-3FGA (PCT.)	FTM-FTA (PCT.)	REBOUNDS OFF-DEF-TOT	AST	PF-DQ	TO	STL-BLK	PTS-AVG
2021-22	5-0-74	6-20 (.300)	2-15 (.133)	0-0 (---)	2-13-15	2	7-0	4	1-0	14-2.8
TOTALS	5-0-74	6-20 (.300)	2-15 (.133)	0-0 (---)	2-13-15	2	7-0	4	1-0	14-2.8

10 Evan Fournier (France) Pos: G-F Ht: 6-7 Wt: 205 DOB: 10-29-92

YEAR	G-GS-MIN	FGM-FGA (PCT.)	3FGM-3FGA (PCT.)	FTM-FTA (PCT.)	REBOUNDS OFF-DEF-TOT	AST	PF-DQ	TO	STL-BLK	PTS-AVG
2014-15	58-32-1661	253-575 (.440)	85-225 (.378)	107-147 (.728)	28-125-153	120	116-0	82	40-2	698-12.0
2015-16	79-71-2566	429-929 (.462)	156-390 (.400)	199-238 (.836)	33-192-225	214	214-4	133	96-2	1213-15.4
2016-17	68-66-2234	408-930 (.439)	128-360 (.356)	223-277 (.805)	44-165-209	202	180-2	141	66-4	1167-17.2
2017-18	57-57-1837	368-802 (.459)	127-335 (.379)	150-173 (.867)	23-157-180	165	138-0	95	47-16	1013-17.8
2018-19	81-81-2553	468-1069 (.438)	153-450 (.340)	137-170 (.806)	38-220-258	295	225-2	154	71-12	1226-15.1
2019-20	66-66-2076	434-929 (.467)	173-434 (.399)	180-220 (.818)	18-153-171	209	161-1	125	71-15	1221-18.5
2020-21	26-26-787	170-369 (.461)	73-188 (.388)	98-123 (.797)	5-70-75	95	55-0	54	27-9	511-19.7
TOTALS	435-399-13714	2530-5603 (.452)	895-2382 (.376)	1094-1348 (.812)	189-1082-1271	1300	1089-9	784	418-60	7049-16.2

31 Adonal Foyle (Colgate) Pos: C Ht: 6-10 Wt: 270 DOB: 3-9-75

YEAR	G-GS-MIN	FGM-FGA (PCT.)	3FGM-3FGA (PCT.)	FTM-FTA (PCT.)	REBOUNDS OFF-DEF-TOT	AST	PF-DQ	TO	STL-BLK	PTS-AVG
2007-08	82-0-774	70-153 (.458)	0-0 (---)	16-34 (.471)	71-137-208	18	94-0	32	16-45	156-1.9
2008-09	9-0-59	7-11 (.636)	0-0 (---)	3-6 (.500)	9-17-26	1	4-0	3	0-8	17-1.9
2009-10	DNP									
TOTALS	91-0-833	77-164 (.470)	0-0 (---)	19-40 (.475)	80-154-234	19	98-0	34	16-53	173-1.9

3 Steve Francis (Maryland '00) Pos: G Ht: 6-3 Wt: 200 DOB: 2-21-77

YEAR	G-GS-MIN	FGM-FGA (PCT.)	3FGM-3FGA (PCT.)	FTM-FTA (PCT.)	REBOUNDS OFF-DEF-TOT	AST	PF-DQ	TO	STL-BLK	PTS-AVG
2004-05	78-78-2978	563-1330 (.423)	38-127 (.299)	499-606 (.823)	126-324-450	547	273-5	317	112-28	1663-21.3
2005-06	46-45-1734	249-575 (.433)	18-70 (.257)	231-290 (.797)	60-159-219	262	142-3	156	51-11	747-16.2
TOTALS	124-123-4712	812-1905 (.426)	56-197 (.284)	730-896 (.815)	186-483-669	809	415-8	473	163-39	2410-19.4

0 Robert Franks (Washington State) Pos: F Ht: 6-7 Wt: 255 DOB: 12-18-96

YEAR	G-GS-MIN	FGM-FGA (PCT.)	3FGM-3FGA (PCT.)	FTM-FTA (PCT.)	REBOUNDS OFF-DEF-TOT	AST	PF-DQ	TO	STL-BLK	PTS-AVG
2020-21	7-0-101	13-28 (.464)	5-15 (.333)	12-13 (.923)	6-8-14	5	8-0	2	3-3	43-6.1
TOTALS	7-0-101	13-28 (.464)	5-15 (.333)	12-13 (.923)	6-8-14	5	8-0	2	3-3	43-6.1

8 Tim Frazier (Penn State) Pos: G Ht: 6-1 Wt: 170 DOB: 11-1-90

YEAR	G-GS-MIN	FGM-FGA (PCT.)	3FGM-3FGA (PCT.)	FTM-FTA (PCT.)	REBOUNDS OFF-DEF-TOT	AST	PF-DQ	TO	STL-BLK	PTS-AVG
2021-22	10-3-200	13-43 (.302)	6-17 (.353)	5-9 (.556)	5-14-19	33	24-0	13	3-1	37-3.7
TOTALS	10-3-200	13-43 (.302)	6-17 (.353)	5-9 (.556)	5-14-19	33	24-0	13	3-1	37-3.7

35 Melvin Frazier Jr. (Tulane) Pos: G-F Ht: 6-6 Wt: 200 DOB: 8-30-96

YEAR	G-GS-MIN	FGM-FGA (PCT.)	3FGM-3FGA (PCT.)	FTM-FTA (PCT.)	REBOUNDS OFF-DEF-TOT	AST	PF-DQ	TO	STL-BLK	PTS-AVG
2018-19	10-0-44	7-21 (.333)	0-6 (.000)	1-4 (.250)	3-2-5	1	6-0	1	1-0	15-1.5
2019-20	19-0-126	15-34 (.441)	8-16 (.500)	2-4 (.500)	2-8-10	3	11-0	5	9-2	40-2.1
TOTALS	29-0-170	22-55 (.400)	8-22 (.364)	3-8 (.375)	5-10-15	4	17-0	6	10-2	55-1.9

8 Channing Frye (Arizona) Pos: F Ht: 6-11 Wt: 255 DOB: 5-17-83

YEAR	G-GS-MIN	FGM-FGA (PCT.)	3FGM-3FGA (PCT.)	FTM-FTA (PCT.)	REBOUNDS OFF-DEF-TOT	AST	PF-DQ	TO	STL-BLK	PTS-AVG
2014-15	75-51-1870	191-487 (.392)	136-346 (.393)	31-35 (.886)	27-266-293	94	191-2	78	47-39	549-7.3
2015-16	44-29-754	81-186 (.435)	48-121 (.397)	19-21 (.905)	23-118-141	45	71-0	30	21-20	229-5.2
TOTALS	119-80-2624	272-673 (.404)	184-467 (.394)	50-56 (.893)	50-384-434	139	262-2	108	68-59	778-6.5

20 Markelle Fultz (Washington) Pos: G Ht: 6-4 Wt: 209 DOB: 5-29-98

YEAR	G-GS-MIN	FGM-FGA (PCT.)	3FGM-3FGA (PCT.)	FTM-FTA (PCT.)	REBOUNDS OFF-DEF-TOT	AST	PF-DQ	TO	STL-BLK	PTS-AVG
2019-20	72-60-1996	359-772 (.465)	36-135 (.267)	116-159 (.730)	41-197-238	369	142-0	147	90-11	870-12.1
2020-21	8-8-215	41-104 (.394)	4-16 (.250)	17-19 (.895)	5-20-25	43	18-0	18	8-2	103-12.9
2021-22	18-3-360	83-175 (.474)	4-17 (.235)	25-31 (.806)	4-45-49	99	22-0	40	20-5	195-10.8
2022-23	60-60-1778	349-679 (.514)	27-87 (.310)	112-143 (.783)	69-165-234	341	131-1	139	87-26	837-14.0
TOTALS	158-131-4349	832-1730 (.481)	71-255 (.278)	270-352 (.767)	119-427-546	852	313-1	344	205-44	2005-12.7

22 Reece Gaines (Louisville '03) Pos: G Ht: 6-6 Wt: 205 DOB: 1-7-81

YEAR	G-GS-MIN	FGM-FGA (PCT.)	3FGM-3FGA (PCT.)	FTM-FTA (PCT.)	REBOUNDS OFF-DEF-TOT	AST	PF-DQ	TO	STL-BLK	PTS-AVG
2003-04	38-1-364	25-86 (.291)	3-10 (.300)	16-25 (.640)	8-31-39	40	22-0	18	11-2	69-1.8
TOTALS	38-1-364	25-86 (.291)	3-10 (.300)	16-25 (.640)	8-31-39	40	22-0	18	11-2	69-1.8

29 Patricio Garino (George Washington) Pos: G-F Ht: 6-6 Wt: 203 DOB: 5-17-93

YEAR	G-GS-MIN	FGM-FGA (PCT.)	3FGM-3FGA (PCT.)	FTM-FTA (PCT.)	REBOUNDS OFF-DEF-TOT	AST	PF-DQ	TO	STL-BLK	PTS-AVG
2016-17	5-0-43	0-7 (.000)	0-5 (.000)	0-0 (---)	1-6-7	0	4-0	3	0-0	0-0.0
TOTALS	5-0-43	0-7 (.000)	0-5 (.000)	0-0 (---)	1-6-7	0	4-0	3	0-0	0-0.0

1 Kiwane Garris (Illinois '97) Pos: G Ht: 6-2 Wt: 183 DOB: 9-24-74

YEAR	G-GS-MIN	FGM-FGA (PCT.)	3FGM-3FGA (PCT.)	FTM-FTA (PCT.)	REBOUNDS OFF-DEF-TOT	AST	PF-DQ	TO	STL-BLK	PTS-AVG
1999-00	3-0-23	2-10 (.200)	0-1 (.000)	0-0 (---)	0-1-1	2	0-0	1	0-0	4-1.3
TOTALS	3-0-23	2-10 (.200)	0-1 (.000)	0-0 (---)	0-1-1	2	0-0	1	0-0	4-1.3

8 Pat Garrity (Notre Dame '98) Pos: F Ht: 6-9 Wt: 238 DOB: 8-23-76

YEAR	G-GS-MIN	FGM-FGA (PCT.)	3FGM-3FGA (PCT.)	FTM-FTA (PCT.)	REBOUNDS OFF-DEF-TOT	AST	PF-DQ	TO	STL-BLK	PTS-AVG
1999-00	82-1-1479	258-585 (.441)	79-197 (.401)	80-111 (.721)	44-166-210	58	197-1	85	31-19	675-8.2
2000-01	76-1-1579	223-576 (.387)	97-224 (.433)	85-98 (.867)	51-159-210	51	241-3	68	40-15	628-8.3
2001-02	80-43-2406	237-767 (.426)	169-396 (.427)	61-73 (.836)	77-261-338	99	230-1	68	61-28	884-11.1
2002-03	81-53-2584	312-744 (.419)	161-407 (.396)	83-100 (.830)	72-234-306	121	255-1	77	62-20	868-10.7
2003-04	2-0-22	1-3 (.333)								

ALL-TIME ROSTER

25 Chris Gatling (Old Dominion '91) Pos: F-C Ht: 6-10 Wt: 230 DOB: 9-3-67

YEAR	G-GS-MIN	FGM-FGA (PCT.)	3FGM-3FGA (PCT.)	FTM-FTA (PCT.)	REBOUNDS OFF-DEF-TOT	AST	PF-DQ	TO	STL-BLK	PTS-AVG
1999-00	45-0-1041	210-462 (.455)	7-23 (.304)	171-245 (.698)	91-206-297	40	142-0	105	48-10	598-13.3
TOTALS	45-0-1041	210-462 (.455)	7-23 (.304)	171-245 (.698)	91-206-297	40	142-0	105	48-10	598-13.3

13 Marcus Georges-Hunt (Georgia Tech) Pos: G-F Ht: 6-6 Wt: 220 DOB: 3-28-94

YEAR	G-GS-MIN	FGM-FGA (PCT.)	3FGM-3FGA (PCT.)	FTM-FTA (PCT.)	REBOUNDS OFF-DEF-TOT	AST	PF-DQ	TO	STL-BLK	PTS-AVG
2016-17	5-0-48	2-7 (.286)	1-2 (.500)	9-10 (.900)	1-8-9	3	5-0	2	1-0	14-2.8
TOTALS	5-0-48	2-7 (.286)	1-2 (.500)	9-10 (.900)	1-8-9	3	5-0	2	1-0	14-2.8

44 Freddie Gillespie (Baylor) Pos: F Ht: 6-9 Wt: 245 DOB: 6-14-97

YEAR	G-GS-MIN	FGM-FGA (PCT.)	3FGM-3FGA (PCT.)	FTM-FTA (PCT.)	REBOUNDS OFF-DEF-TOT	AST	PF-DQ	TO	STL-BLK	PTS-AVG
2021-22	9-2-119	9-22 (.409)	0-1 (.000)	3-7 (.429)	13-23-36	5	18-0	5	3-9	21-2.3
TOTALS	9-2-119	9-22 (.409)	0-1 (.000)	3-7 (.429)	13-23-36	5	18-0	5	3-9	21-2.3

7 Gordan Giricek (Croatia) Pos: G-F Ht: 6-6 Wt: 210 DOB: 6-20-77

YEAR	G-GS-MIN	FGM-FGA (PCT.)	3FGM-3FGA (PCT.)	FTM-FTA (PCT.)	REBOUNDS OFF-DEF-TOT	AST	PF-DQ	TO	STL-BLK	PTS-AVG
2002-03	27-27-961	143-325 (.440)	39-119 (.328)	62-76 (.816)	18-112-130	67	55-0	51	30-2	387-14.3
2003-04	48-25-1435	188-427 (.440)	46-113 (.407)	37-127 (.827)	37-127-164	80	98-0	63	41-10	489-10.2
TOTALS	75-52-2396	331-752 (.440)	85-232 (.366)	129-157 (.822)	55-239-294	147	153-0	114	71-12	876-11.7

9/0 Drew Gooden (Kansas '03) Pos: F Ht: 6-10 Wt: 227 DOB: 9-24-81

YEAR	G-GS-MIN	FGM-FGA (PCT.)	3FGM-3FGA (PCT.)	FTM-FTA (PCT.)	REBOUNDS OFF-DEF-TOT	AST	PF-DQ	TO	STL-BLK	PTS-AVG
2002-03	19-18-544	100-201 (.498)	0-2 (.000)	59-80 (.738)	58-102-160	20	51-1	45	15-13	259-13.6
2003-04	79-17-2134	369-829 (.445)	9-42 (.214)	167-262 (.637)	160-356-516	89	196-2	126	62-72	914-11.6
TOTALS	98-35-2678	469-1030 (.455)	9-44 (.205)	226-342 (.661)	218-458-676	109	247-3	171	77-85	1179-12.0

00 Aaron Gordon (Arizona) Pos: F Ht: 6-9 Wt: 220 DOB: 9-16-95

YEAR	G-GS-MIN	FGM-FGA (PCT.)	3FGM-3FGA (PCT.)	FTM-FTA (PCT.)	REBOUNDS OFF-DEF-TOT	AST	PF-DQ	TO	STL-BLK	PTS-AVG
2014-15	47-8-797	93-208 (.447)	13-48 (.271)	44-61 (.721)	46-123-169	33	83-0	38	21-22	243-5.2
2015-16	78-37-1863	274-579 (.473)	42-142 (.296)	129-193 (.668)	154-353-507	128	153-1	66	59-55	719-9.2
2016-17	80-72-2298	393-865 (.454)	77-267 (.288)	156-217 (.719)	156-289-405	150	172-1	89	65-40	1019-12.7
2017-18	58-57-1909	375-865 (.434)	115-342 (.336)	157-225 (.698)	87-370-457	136	111-1	107	59-45	1022-17.6
2018-19	78-78-2633	470-1046 (.449)	121-347 (.349)	185-253 (.731)	129-445-574	289	172-2	162	57-56	1246-16.0
2019-20	62-62-2017	335-767 (.437)	73-237 (.308)	107-368 (.475)	151-224 (.674)	228	125-1	100	51-39	894-14.4
2020-21	25-25-736	128-293 (.437)	42-112 (.375)	66-105 (.629)	39-127-166	105	49-0	67	16-20	364-14.6
TOTALS	428-339-12253	2068-4623 (.447)	483-1495 (.323)	888-1278 (.695)	678-2075-2753	1069	865-6	629	328-277	5507-12.9

7 Ben Gordon (Connecticut) Pos: G Ht: 6-3 Wt: 205 DOB: 4-4-83

YEAR	G-GS-MIN	FGM-FGA (PCT.)	3FGM-3FGA (PCT.)	FTM-FTA (PCT.)	REBOUNDS OFF-DEF-TOT	AST	PF-DQ	TO	STL-BLK	PTS-AVG
2014-15	56-0-790	129-295 (.437)	35-97 (.361)	56-67 (.836)	6-57-63	50	60-0	55	14-1	349-6.2
TOTALS	56-0-790	129-295 (.437)	35-97 (.361)	56-67 (.836)	6-57-63	50	60-0	55	14-1	349-6.2

13 Marcin Gortat (Poland) Pos: F-C Ht: 6-11 Wt: 240 DOB: 2-17-84

YEAR	G-GS-MIN	FGM-FGA (PCT.)	3FGM-3FGA (PCT.)	FTM-FTA (PCT.)	REBOUNDS OFF-DEF-TOT	AST	PF-DQ	TO	STL-BLK	PTS-AVG
2007-08	6-0-41	8-17 (.471)	0-0 (-)	2-3 (.667)	8-8-16	2	4-0	2	1-1	18-3.0
2008-09	63-3-794	106-187 (.567)	1-1 (1.000)	26-45 (.578)	96-190-286	14	111-0	25	18-53	239-3.8
2009-10	81-0-1088	121-227 (.533)	0-3 (.000)	104-237 (.441)	51-75 (.680)	17	138-1	46	17-70	293-3.6
2010-11	25-2-396	44-81 (.543)	0-0 (-)	12-18 (.667)	38-80-118	17	52-1	17	7-21	100-4.0
TOTALS	175-5-2319	279-512 (.545)	1-4 (.250)	91-141 (.645)	246-515-761	50	305-2	90	43-145	650-3.7

54 Horace Grant (Clemson '87) Pos: F Ht: 6-10 Wt: 235 DOB: 7-4-65

YEAR	G-GS-MIN	FGM-FGA (PCT.)	3FGM-3FGA (PCT.)	FTM-FTA (PCT.)	REBOUNDS OFF-DEF-TOT	AST	PF-DQ	TO	STL-BLK	PTS-AVG
1994-95	74-74-2693	401-707 (.567)	0-8 (.000)	146-211 (.692)	223-492-715	173	203-2	88	85-88	948-12.8
1995-96	63-62-2286	347-677 (.513)	1-6 (.167)	178-402 (.580)	152-207 (.734)	170	144-1	64	62-74	847-13.4
1996-97	67-67-2496	358-695 (.515)	1-6 (.167)	128-179 (.715)	206-394-600	163	157-1	99	101-65	845-12.6
1997-98	76-76-2803	393-857 (.459)	0-7 (.000)	135-199 (.678)	228-390-618	172	180-0	88	81-79	921-12.1
1998-99	50-50-1660	198-456 (.434)	0-2 (.000)	47-70 (.671)	117-234-351	90	99-0	44	46-60	443-8.9
2001-02	76-76-2210	264-515 (.513)	0-0 (-)	80-111 (.721)	159-322-481	104	118-0	51	57-49	608-8.0
2002-03	5-1-85	13-25 (.520)	0-0 (-)	0-0 (-)	2-6-8	7	5-0	1	3-0	26-5.2
TOTALS	411-406-14133	1974-3932 (.502)	2-29 (.069)	688-977 (.704)	1113-2240-3353	879	906-4	435	435-415	4638-11.3

22 Jerian Grant (Notre Dame) Pos: G Ht: 6-4 Wt: 205 DOB: 10-9-92

YEAR	G-GS-MIN	FGM-FGA (PCT.)	3FGM-3FGA (PCT.)	FTM-FTA (PCT.)	REBOUNDS OFF-DEF-TOT	AST	PF-DQ	TO	STL-BLK	PTS-AVG
2018-19	60-1-939	92-220 (.418)	40-110 (.364)	26-40 (.650)	19-79-98	156	78-0	51	44-6	250-4.2
TOTALS	60-1-939	92-220 (.418)	40-110 (.364)	26-40 (.650)	19-79-98	156	78-0	51	44-6	250-4.2

12 Hassani Gravett (South Carolina) Pos: G Ht: 6-2 Wt: 190 DOB: 7-16-96

YEAR	G-GS-MIN	FGM-FGA (PCT.)	3FGM-3FGA (PCT.)	FTM-FTA (PCT.)	REBOUNDS OFF-DEF-TOT	AST	PF-DQ	TO	STL-BLK	PTS-AVG
2021-22	8-3-171	18-38 (.474)	11-26 (.423)	3-4 (.750)	1-20-21	20	13-0	9	5-1	50-6.3
TOTALS	8-3-171	18-38 (.474)	11-26 (.423)	3-4 (.750)	1-20-21	20	13-0	9	5-1	50-6.3

34 Jeff Green (Georgetown) Pos: F Ht: 6-9 Wt: 235 DOB: 8-28-86

YEAR	G-GS-MIN	FGM-FGA (PCT.)	3FGM-3FGA (PCT.)	FTM-FTA (PCT.)	REBOUNDS OFF-DEF-TOT	AST	PF-DQ	TO	STL-BLK	PTS-AVG
2016-17	69-11-1534	220-558 (.394)	53-193 (.275)	145-168 (.863)	39-175-214	81	103-0	75	37-13	638-9.2
TOTALS	69-11-1534	220-558 (.394)	53-193 (.275)	145-168 (.863)	39-175-214	81	103-0	75	37-13	638-9.2

11 Litterial Green (Georgia '92) Pos: G Ht: 6-1 Wt: 185 DOB: 3-7-70

YEAR	G-GS-MIN	FGM-FGA (PCT.)	3FGM-3FGA (PCT.)	FTM-FTA (PCT.)	REBOUNDS OFF-DEF-TOT	AST	PF-DQ	TO	STL-BLK	PTS-AVG
1992-93	52-4-626	87-198 (.439)	1-10 (.100)	60-96 (.625)	11-23-34	116	70-0	42	23-4	235-4.5
1993-94	29-0-126	22-57 (.386)	1-4 (.250)	28-37 (.757)	6-6-12	9	16-0	13	6-1	73-2.5
TOTALS	81-4-752	109-255 (.427)	2-14 (.143)	88-133 (.662)	17-29-46	125	86-0	55	29-5	308-3.8

21 Sidney Green (UNLV '83) Pos: F Ht: 6-9 Wt: 220 DOB: 1-4-61

YEAR	G-GS-MIN	FGM-FGA (PCT.)	3FGM-3FGA (PCT.)	FTM-FTA (PCT.)	REBOUNDS OFF-DEF-TOT	AST	PF-DQ	TO	STL-BLK	PTS-AVG
1989-90	73-31-1860	312-667 (.468)	1-3 (.333)	136-209 (.651)	166-422-588	99	231-4	119	50-26	761-10.4
TOTALS	73-31-1860	312-667 (.468)	1-3 (.333)	136-209 (.651)	166-422-588	99	231-4	119	50-26	761-10.4

34 Willie Green (Detroit Mercy) Pos: G Ht: 6-3 Wt: 205 DOB: 7-28-81

YEAR	G-GS-MIN	FGM-FGA (PCT.)	3FGM-3FGA (PCT.)	FTM-FTA (PCT.)	REBOUNDS OFF-DEF-TOT	AST	PF-DQ	TO	STL-BLK	PTS-AVG
2014-15	52-2-951	118-306 (.386)	42-121 (.347)	28-34 (.824)	14-65-79	68	81-0	48	26-5	306-5.9
TOTALS	52-2-951	118-306 (.386)	42-121 (.347)	28-34 (.824)	14-65-79	68	81-0	48	26-5	306-5.9

45 Donta Hall (Alabama) Pos: F Ht: 6-10 Wt: 232 DOB: 8-7-97

YEAR	G-GS-MIN	FGM-FGA (PCT.)	3FGM-3FGA (PCT.)	FTM-FTA (PCT.)	REBOUNDS OFF-DEF-TOT	AST	PF-DQ	TO	STL-BLK	PTS-AVG
2020-21	13-0-179	25-35 (.714)	0-0 (-)	23-34 (.676)	24-38-62	11	18-0	8	5-10	73-5.6
TOTALS	13-0-179	25-35 (.714)	0-0 (-)	23-34 (.676)	24-38-62	11	18-0	8	5-10	73-5.6

43 Geert Hammink (LSU '93) Pos: C Ht: 7-0 Wt: 262 DOB: 4-12-69

YEAR	G-GS-MIN	FGM-FGA (PCT.)	3FGM-3FGA (PCT.)	FTM-FTA (PCT.)	REBOUNDS OFF-DEF-TOT	AST	PF-DQ	TO	STL-BLK	PTS-AVG
1993-94	1-0-3	1-3 (.333)	0-0 (-)	0-0 (-)	1-0-1	1	1-0	0	0-0	2-2.0
1994-95	1-0-7	1-3 (.333)	0-0 (-)	2-2 (1.000)	0-2-2	1	1-0	0	0-0	4-4.0
1995-96	3-0-7	1-2 (.500)	0-0 (-)	2-4 (.500)	2-1-3	0	1-0	2	0-0	4-1.3
TOTALS	5-0-17	3-8 (.375)	0-0 (-)	4-6 (.667)	3-3-6	2	3-0	2	0-0	10-2.0

13 R.J. Hampton (Little Elm HS) Pos: G Ht: 6-6 Wt: 176 DOB: 2-7-01

YEAR	G-GS-MIN	FGM-FGA (PCT.)	3FGM-3FGA (PCT.)	FTM-FTA (PCT.)	REBOUNDS OFF-DEF-T
------	----------	----------------	------------------	----------------	--------------------

ALL-TIME ROSTER

21 Maurice Harkless (St. John's) Pos: F Ht: 6-9 Wt: 220 DOB: 5-11-93

YEAR	G-GS-MIN	FGM-FGA (PCT.)	3FGM-3FGA (PCT.)	FTM-FTA (PCT.)	REBOUNDS OFF-DEF-TOT	AST	PF-DQ	TO	STL-BLK	PTS-AVG
2012-13	76-59-1974	260-564 (.461)	32-117 (.274)	73-128 (.570)	122-213-335	50	144-2	69	88-62	192-8.5
2013-14	80-41-1950	224-483 (.464)	59-154 (.383)	85-143 (.594)	69-195-264	80	140-0	86	97-50	592-7.4
2014-15	45-4-674	63-158 (.399)	10-56 (.179)	22-41 (.537)	38-68-106	25	66-0	27	32-9	158-3.5
TOTALS	201-104-4598	547-1205 (.454)	101-327 (.309)	180-312 (.577)	229-476-705	155	350-2	182	217-121	1375-6.8

12 Derek Harper (Illinois '84) Pos: G Ht: 6-4 Wt: 206 DOB: 10-13-61

YEAR	G-GS-MIN	FGM-FGA (PCT.)	3FGM-3FGA (PCT.)	FTM-FTA (PCT.)	REBOUNDS OFF-DEF-TOT	AST	PF-DQ	TO	STL-BLK	PTS-AVG
1997-98	66-45-1761	226-542 (.417)	59-164 (.360)	55-79 (.696)	23-80-103	233	140-0	101	72-10	566-8.6
TOTALS	66-45-1761	226-542 (.417)	59-164 (.360)	55-79 (.696)	23-80-103	233	140-0	101	72-10	566-8.6

32 Justin Harper (Richmond) Pos: F Ht: 6-9 Wt: 225 DOB: 8-30-89

YEAR	G-GS-MIN	FGM-FGA (PCT.)	3FGM-3FGA (PCT.)	FTM-FTA (PCT.)	REBOUNDS OFF-DEF-TOT	AST	PF-DQ	TO	STL-BLK	PTS-AVG
2011-12	14-0-84	9-31 (.290)	2-13 (.154)	0-1 (.000)	3-9-12	2	5-0	6	2-3	20-1.4
TOTALS	14-0-84	9-31 (.290)	2-13 (.154)	0-1 (.000)	3-9-12	2	5-0	6	2-3	20-1.4

15 Matt Harpring (Georgia Tech '98) Pos: F Ht: 6-7 Wt: 231 DOB: 5-31-76

YEAR	G-GS-MIN	FGM-FGA (PCT.)	3FGM-3FGA (PCT.)	FTM-FTA (PCT.)	REBOUNDS OFF-DEF-TOT	AST	PF-DQ	TO	STL-BLK	PTS-AVG
1998-99	50-22-1114	148-320 (.463)	10-25 (.400)	102-143 (.713)	88-126-214	45	112-0	73	30-6	408-8.2
1999-00	4-0-63	4-17 (.235)	2-2 (.000)	6-7 (.857)	5-7-12	8	7-0	1	5-1	16-4.0
TOTALS	54-22-1177	152-337 (.451)	12-27 (.444)	108-150 (.720)	93-133-226	53	119-0	74	35-7	424-7.9

3 Al Harrington (St. Patrick's HS) Pos: F Ht: 6-9 Wt: 245 DOB: 2-17-80

YEAR	G-GS-MIN	FGM-FGA (PCT.)	3FGM-3FGA (PCT.)	FTM-FTA (PCT.)	REBOUNDS OFF-DEF-TOT	AST	PF-DQ	TO	STL-BLK	PTS-AVG
2012-13	10-0-119	20-57 (.351)	8-30 (.267)	3-4 (.750)	6-21-27	10	18-0	7	4-1	51-5.1
TOTALS	10-0-119	20-57 (.351)	8-30 (.267)	3-4 (.750)	6-21-27	10	18-0	7	4-1	51-5.1

14 Gary Harris (Michigan State) Pos: G Ht: 6-4 Wt: 205 DOB: 9-14-94

YEAR	G-GS-MIN	FGM-FGA (PCT.)	3FGM-3FGA (PCT.)	FTM-FTA (PCT.)	REBOUNDS OFF-DEF-TOT	AST	PF-DQ	TO	STL-BLK	PTS-AVG
2020-21	20-19-499	69-189 (.365)	24-66 (.364)	42-48 (.875)	8-24-32	46	34-0	23	11-7	204-10.2
2021-22	61-30-1730	240-553 (.434)	116-302 (.384)	83-95 (.874)	36-86-122	108	112-2	61	59-9	679-11.1
2022-23	48-42-1184	138-307 (.450)	94-218 (.431)	27-30 (.900)	21-77-98	59	93-0	28	45-12	397-8.3
TOTALS	129-91-3413	447-1049 (.426)	234-586 (.399)	152-173 (.879)	65-187-252	213	239-2	112	115-28	1280-9.9

7 Kevon Harris (Stephen F. Austin) Pos: G Ht: 6-6 Wt: 220 DOB: 6-24-97

YEAR	G-GS-MIN	FGM-FGA (PCT.)	3FGM-3FGA (PCT.)	FTM-FTA (PCT.)	REBOUNDS OFF-DEF-TOT	AST	PF-DQ	TO	STL-BLK	PTS-AVG
2022-23	34-0-457	47-107 (.439)	16-43 (.372)	31-41 (.756)	28-42-70	16	53-0	21	17-5	141-4.1
TOTALS	34-0-457	47-107 (.439)	16-43 (.372)	31-41 (.756)	28-42-70	16	53-0	21	17-5	141-4.1

12 Tobias Harris (Tennessee) Pos: F Ht: 6-9 Wt: 235 DOB: 7-15-92

YEAR	G-GS-MIN	FGM-FGA (PCT.)	3FGM-3FGA (PCT.)	FTM-FTA (PCT.)	REBOUNDS OFF-DEF-TOT	AST	PF-DQ	TO	STL-BLK	PTS-AVG
2012-13	27-20-974	180-397 (.453)	27-87 (.310)	80-111 (.721)	56-174-230	56	89-3	48	24-37	467-17.3
2013-14	61-36-1850	332-716 (.464)	32-126 (.254)	197-244 (.807)	88-336-424	82	143-1	78	41-24	893-14.6
2014-15	68-63-2369	442-949 (.466)	87-239 (.364)	193-245 (.788)	73-357-430	124	134-1	115	69-36	1164-17.1
2015-16	49-49-1610	251-541 (.464)	47-151 (.311)	120-153 (.784)	71-271-342	99	91-0	78	47-28	669-13.7
TOTALS	205-168-6803	1205-2603 (.463)	193-603 (.320)	590-753 (.784)	288-1138-1426	361	457-5	319	181-125	3193-15.6

4 Donnell Harvey (Florida '03) Pos: F Ht: 6-8 Wt: 220 DOB: 8-26-80

YEAR	G-GS-MIN	FGM-FGA (PCT.)	3FGM-3FGA (PCT.)	FTM-FTA (PCT.)	REBOUNDS OFF-DEF-TOT	AST	PF-DQ	TO	STL-BLK	PTS-AVG
2003-04	24-1-345	36-89 (.404)	0-3 (.000)	26-39 (.667)	29-43-72	8	44-0	22	10-11	98-4.1
TOTALS	24-1-345	36-89 (.404)	0-3 (.000)	26-39 (.667)	29-43-72	8	44-0	22	10-11	98-4.1

23/8 Mario Hezonja (Croatia) Pos: G-F Ht: 6-8 Wt: 218 DOB: 2-25-95

YEAR	G-GS-MIN	FGM-FGA (PCT.)	3FGM-3FGA (PCT.)	FTM-FTA (PCT.)	REBOUNDS OFF-DEF-TOT	AST	PF-DQ	TO	STL-BLK	PTS-AVG
2015-16	79-9-1413	181-418 (.433)	67-192 (.349)	49-54 (.907)	28-148-176	109	124-1	97	39-17	478-6.1
2016-17	65-2-960	117-330 (.355)	43-144 (.299)	40-50 (.800)	20-126-146	62	74-0	58	30-15	317-4.9
2017-18	75-30-1657	273-617 (.442)	90-267 (.337)	86-105 (.819)	41-240-281	106	134-0	86	81-31	722-9.6
TOTALS	219-41-4030	571-1365 (.418)	200-603 (.332)	175-209 (.837)	89-514-603	277	332-1	241	150-63	1517-6.9

ALL-TIME ROSTER

15 Sean Higgins (Michigan '91) Pos: G Ht: 6-9 Wt: 215 DOB: 12-30-68

YEAR	G-GS-MIN	FGM-FGA (PCT.)	3FGM-3FGA (PCT.)	FTM-FTA (PCT.)	REBOUNDS OFF-DEF-TOT	AST	PF-DQ	TO	STL-BLK	PTS-AVG
1991-92	32-12-580	123-262 (.469)	6-24 (.250)	24-29 (.828)	27-67-94	37	52-0	37	14-6	276-8.6
TOTALS	32-12-580	123-262 (.469)	6-24 (.250)	24-29 (.828)	27-67-94	37	52-0	37	14-6	276-8.6

33 Grant Hill (Duke '94) Pos: F Ht: 6-8 Wt: 225 DOB: 10-5-72

YEAR	G-GS-MIN	FGM-FGA (PCT.)	3FGM-3FGA (PCT.)	FTM-FTA (PCT.)	REBOUNDS OFF-DEF-TOT	AST	PF-DQ	TO	STL-BLK	PTS-AVG
2000-01	4-4-133	19-43 (.442)	1-1 (.000)	16-26 (.615)	8-17-25	25	9-0	11	5-2	55-13.8
2001-02	14-14-512	83-195 (.426)	0-2 (.000)	69-80 (.863)	29-96-125	64	40-2	37	8-4	235-16.8
2002-03	29-26-843	151-307 (.492)	1-4 (.250)	118-144 (.819)	40-166-206	122	46-0	84	28-13	421-14.5
2003-04	DNP-injured									
2004-05	67-67-2338	517-1015 (.509)	3-13 (.231)	280-341 (.821)	77-241-318	220	144-1	161	97-28	1317-19.7
2005-06	21-17-613	119-243 (.490)	2-8 (.250)	78-102 (.765)	15-65-80	48	50-0	35	24-6	318-15.1
2006-07	65-64-2009	342-660 (.518)	2-12 (.167)	248-324 (.765)	53-184-237	138	146-1	144	61-25	934-14.4
TOTALS	200-195-6448	1231-2463 (.500)	9-40 (.225)	809-1017 (.795)	222-769-991	617	435-4	472	223-78	3280-16.4

2 Caleb Houstan (Michigan) Pos: F Ht: 6-8 Wt: 210 DOB: 1-9-03

YEAR	G-GS-MIN	FGM-FGA (PCT.)	3FGM-3FGA (PCT.)	FTM-FTA (PCT.)	REBOUNDS OFF-DEF-TOT	AST	PF-DQ	TO	STL-BLK	PTS-AVG
2022-23	51-4-812	66-182 (.363)	46-136 (.338)	15-18 (.833)	34-65-99	30	63-0	18	12-7	193-3.8
TOTALS	51-4-812	66-182 (.363)	46-136 (.338)	15-18 (.833)	34-65-99	30	63-0	18	12-7	193-3.8

12 Dwight Howard (SW Atlanta Christian Academy '04) Pos: F-C Ht: 6-11 Wt: 265 DOB: 12-8-85

YEAR	G-GS-MIN	FGM-FGA (PCT.)	3FGM-3FGA (PCT.)	FTM-FTA (PCT.)	REBOUNDS OFF-DEF-TOT	AST	PF-DQ	TO	STL-BLK	PTS-AVG
2004-05	82-82-2670	352-677 (.520)	0-2 (.000)	277-413 (.671)	287-536-823	75	232-3	165	77-136	981-12.0
2005-06	82-81-3021	468-881 (.531)	0-2 (.000)	356-598 (.595)	288-734-1022	125	277-1	217	65-115	1292-15.8
2006-07	82-82-3023	526-873 (.603)	1-2 (.500)	390-666 (.586)	283-725-1008	158	245-3	317	70-156	1443-17.6
2007-08	82-82-3088	583-974 (.599)	0-4 (.000)	529-897 (.590)	279-882-1161	110	274-3	263	74-176	1695-20.7
2008-09	79-79-2821	560-979 (.572)	0-2 (.000)	504-849 (.594)	336-757-1093	112	270-5	240	77-231	1624-20.6
2009-10	82-82-2843	510-834 (.612)	0-7 (.000)	483-816 (.592)	284-798-1082	144	287-4	274	75-228	1503-18.3
2010-11	78-78-2935	619-1044 (.593)	0-7 (.000)	546-916 (.596)	309-789-1098	107	258-2	279	107-186	1784-22.9
2011-12	54-54-2070	416-726 (.573)	0-7 (.000)	200-585-785	104	159-2	175	81-116	1113-20.6	
TOTALS	621-620-22471	4034-6988 (.577)	1-33 (.030)	3366-5727 (.588)	2266-5806-8072	935	2002-25	1930	626-1344	11435-18.4

5 Juwan Howard (Michigan '95) Pos: F Ht: 6-9 Wt: 260 DOB: 2-7-73

YEAR	G-GS-MIN	FGM-FGA (PCT.)	3FGM-3FGA (PCT.)	FTM-FTA (PCT.)	REBOUNDS OFF-DEF-TOT	AST	PF-DQ	TO	STL-BLK	PTS-AVG
2003-04	81-77-2877	529-1169 (.453)	0-1 (.000)	318-393 (.809)	171-399-570	158	284-1	178	54-22	1376-17.0
TOTALS	81-77-2877	529-1169 (.453)	0-1 (.000)	318-393 (.809)	171-399-570	158	284-1	178	54-22	1376-17.0

11 Troy Hudson (Southern Illinois '98) Pos: G Ht: 6-1 Wt: 170 DOB: 3-13-76

YEAR	G-GS-MIN	FGM-FGA (PCT.)	3FGM-3FGA (PCT.)	FTM-FTA (PCT.)	REBOUNDS OFF-DEF-TOT	AST	PF-DQ	TO	STL-BLK	PTS-AVG
2000-01	75-7-1008	125-372 (.336)	22-109 (.202)	85-104 (.817)	38-67-105	162	82-0	92	37-3	357-4.8
2001-02	81-4-1854	354-815 (.434)	66-187 (.353)	176-201 (.876)	30-115-145	255	119-0	163	57-6	950-11.7
TOTALS	156-11-2862	479-1187 (.404)	88-296 (.297)	261-305 (.8						

ALL-TIME ROSTER

ALL-TIME ROSTER

34 Steven Hunter (DePaul '03) *Pos: F-C* *Ht: 7-0* *Wt: 220* *DOB: 10-31-81*

YEAR	G-GS-MIN	FGM-FGA (PCT.)	3FGM-3FGA (PCT.)	FTM-FTA (PCT.)	REBOUNDS OFF-DEF-TOT	AST	PF-DQ	TO	STL-BLK	PTS-AVG
2001-02	53-21-516	67-147 (.456)	0-0 (---)	55-94 (.585)	40-57-97	5	81-0	16	5-43	189-3.6
2002-03	33-5-447	56-103 (.544)	0-0 (---)	18-44 (.409)	38-55-93	6	56-0	15	9-36	130-3.9
2003-04	59-23-789	82-155 (.529)	0-0 (---)	23-69 (.333)	54-116-170	12	101-0	29	5-73	187-3.2
TOTALS	145-49-1752	205-405 (.506)	0-0 (---)	96-207 (.464)	132-228-360	23	238-0	60	19-152	506-3.5

7 Serge Ibaka (Republic of Congo) *Pos: F-C* *Ht: 6-10* *Wt: 235* *DOB: 9-18-89*

YEAR	G-GS-MIN	FGM-FGA (PCT.)	3FGM-3FGA (PCT.)	FTM-FTA (PCT.)	REBOUNDS OFF-DEF-TOT	AST	PF-DQ	TO	STL-BLK	PTS-AVG
2016-17	56-56-1710	343-703 (.488)	83-214 (.388)	77-91 (.846)	100-282-382	60	139-0	66	34-91	846-15.1
TOTALS	56-56-1710	343-703 (.488)	83-214 (.388)	77-91 (.846)	100-282-382	60	139-0	66	34-91	846-15.1

7 Ersan Ilyasova (Turkey) *Pos: F* *Ht: 6-10* *Wt: 235* *DOB: 5-15-87*

YEAR	G-GS-MIN	FGM-FGA (PCT.)	3FGM-3FGA (PCT.)	FTM-FTA (PCT.)	REBOUNDS OFF-DEF-TOT	AST	PF-DQ	TO	STL-BLK	PTS-AVG
2015-16	22-4-447	64-153 (.418)	18-44 (.409)	32-45 (.711)	45-76-121	12	51-2	12	14-6	178-8.1
TOTALS	22-4-447	64-153 (.418)	18-44 (.409)	32-45 (.711)	45-76-121	12	51-2	12	14-6	178-8.1

1 Jonathan Isaac (Florida State) *Pos: F* *Ht: 6-10* *Wt: 230* *DOB: 10-3-97*

YEAR	G-GS-MIN	FGM-FGA (PCT.)	3FGM-3FGA (PCT.)	FTM-FTA (PCT.)	REBOUNDS OFF-DEF-TOT	AST	PF-DQ	TO	STL-BLK	PTS-AVG
2017-18	27-10-535	55-145 (.379)	16-46 (.348)	19-25 (.760)	16-83-99	18	48-0	27	33-30	145-5.4
2018-19	75-64-1996	262-611 (.429)	86-266 (.323)	110-135 (.815)	99-312-411	80	143-0	75	59-98	720-9.6
2019-20	34-32-980	156-332 (.470)	32-94 (.340)	60-77 (.779)	58-173-231	48	83-0	49	53-78	404-11.9
2020-21	DNP-injured									
2021-22	DNP-injured									
2022-23	11-0-124	22-53 (.415)	6-15 (.400)	5-9 (.556)	15-29-44	6	5-0	4	14-4	55-5.0
TOTALS	147-106-3635	495-1141 (.434)	140-421 (.333)	188-597-785	152	279-0	155	159-210	1324-9.0	

25 Wes Iwundu (Kansas State) *Pos: F* *Ht: 6-7* *Wt: 195* *DOB: 12-20-94*

YEAR	G-GS-MIN	FGM-FGA (PCT.)	3FGM-3FGA (PCT.)	FTM-FTA (PCT.)	REBOUNDS OFF-DEF-TOT	AST	PF-DQ	TO	STL-BLK	PTS-AVG
2017-18	62-12-1020	93-218 (.427)	9-46 (.196)	34-47 (.723)	36-101-137	57	81-1	30	33-12	229-3.7
2018-19	68-13-1233	113-274 (.412)	29-79 (.367)	84-103 (.816)	37-147-184	73	123-0	44	28-22	339-5.0
2019-20	52-21-953	97-233 (.416)	28-82 (.341)	78-97 (.804)	24-107-131	60	80-0	26	25-13	300-5.8
TOTALS	182-46-3206	303-725 (.418)	66-207 (.319)	196-247 (.794)	97-355-452	190	284-1	100	86-47	868-4.8

2 Jaren Jackson (Georgetown '89) *Pos: G* *Ht: 6-6* *Wt: 225* *DOB: 10-27-67*

YEAR	G-GS-MIN	FGM-FGA (PCT.)	3FGM-3FGA (PCT.)	FTM-FTA (PCT.)	REBOUNDS OFF-DEF-TOT	AST	PF-DQ	TO	STL-BLK	PTS-AVG
2001-02	9-0-144	15-37 (.405)	7-20 (.350)	2-4 (.500)	1-16-17	8	13-0	8	5-0	39-4.3
TOTALS	9-0-144	15-37 (.405)	7-20 (.350)	2-4 (.500)	1-16-17	8	13-0	8	5-0	39-4.3

11 Amile Jefferson (Duke) *Pos: F* *Ht: 6-9* *Wt: 222* *DOB: 5-7-93*

YEAR	G-GS-MIN	FGM-FGA (PCT.)	3FGM-3FGA (PCT.)	FTM-FTA (PCT.)	REBOUNDS OFF-DEF-TOT	AST	PF-DQ	TO	STL-BLK	PTS-AVG
2018-19	12-0-68	10-16 (.625)	0-0 (---)	7-8 (.875)	6-15-21	3	8-0	1	3-3	27-2.3
2019-20	18-0-74	5-14 (.357)	0-0 (---)	5-14 (.357)	10-13-23	4	7-0	3	1-3	15-0.8
TOTALS	30-0-142	15-30 (.500)	0-0 (---)	12-22 (.545)	16-28-44	7	15-0	4	4-6	42-1.4

55 Brandon Jennings (Oak Hill Academy) *Pos: G* *Ht: 6-1* *Wt: 169* *DOB: 9-23-89*

YEAR	G-GS-MIN	FGM-FGA (PCT.)	3FGM-3FGA (PCT.)	FTM-FTA (PCT.)	REBOUNDS OFF-DEF-TOT	AST	PF-DQ	TO	STL-BLK	PTS-AVG
2015-16	25-6-452	59-161 (.366)	27-78 (.346)	30-40 (.750)	11-39-50	100	33-0	35	18-5	175-7.0
TOTALS	25-6-452	59-161 (.366)	27-78 (.346)	30-40 (.750)	11-39-50	100	33-0	35	18-5	175-7.0

31 Britton Johnsen (Utah '03) *Pos: F* *Ht: 6-10* *Wt: 210* *DOB: 7-8-79*

YEAR	G-GS-MIN	FGM-FGA (PCT.)	3FGM-3FGA (PCT.)	FTM-FTA (PCT.)	REBOUNDS OFF-DEF-TOT	AST	PF-DQ	TO	STL-BLK	PTS-AVG
2003-04	20-4-290	17-59 (.288)	1-12 (.083)	7-16 (.438)	15-30-45	12	28-0	14	7-1	42-2.1
TOTALS	20-4-290	17-59 (.288)	1-12 (.083)	7-16 (.438)	15-30-45	12	28-0	14	7-1	42-2.1

24/8 Anthony Johnson (Coll. of Charleston '97) *Pos: G* *Ht: 6-3* *Wt: 190* *DOB: 10-2-74*

YEAR	G-GS-MIN	FGM-FGA (PCT.)	3FGM-3FGA (PCT.)	FTM-FTA (PCT.)	REBOUNDS OFF-DEF-TOT	AST	PF-DQ	TO	STL-BLK	PTS-AVG
1999-00	18-4-214	26-61 (.426)	1-5 (.200)	9-15 (.600)	6-6-12	13	17-0	8	10-2	62-3.4
2008-09	80-12-1481	154-381 (.404)	52-133 (.391)	61-81 (.753)	29-118-147	200	111-0	82	46-5	421-5.3
2009-10	31-0-406	49-111 (.441)	13-39 (.333)	19-20 (.950)	8-40-48	63	32-0	26	11-1	130-4.2
TOTALS	129-16-2101	229-553 (.414)	66-177 (.373)	89-116 (.767)	43-164-207	276	160-0	116	67-8	613-4.8

13/24 BJ Johnson (La Salle) *Pos: G-F* *Ht: 6-7* *Wt: 200* *DOB: 12-21-95*

YEAR	G-GS-MIN	FGM-FGA (PCT.)	3FGM-3FGA (PCT.)	FTM-FTA (PCT.)	REBOUNDS OFF-DEF-TOT	AST	PF-DQ	TO	STL-BLK	PTS-AVG
2019-20	10-0-83	9-32 (.281)	3-9 (.333)	9-10 (.900)	3-12-15	3	3-0	6	3-0	30-3.0
2021-22	4-0-65	11-25 (.440)	4-10 (.400)	0-0 (---)	6-9-15	0	4-0	0	0-1	26-6.5
TOTALS	14-0-148	20-57 (.351)	7-19 (.368)	9-10 (.900)	9-21-30	3	7-0	6	3-1	56-4.0

20 DeQuan Jones (Miami-FL) *Pos: G-F* *Ht: 6-8* *Wt: 221* *DOB: 6-20-90*

YEAR	G-GS-MIN	FGM-FGA (PCT.)	3FGM-3FGA (PCT.)	FTM-FTA (PCT.)	REBOUNDS OFF-DEF-TOT	AST	PF-DQ	TO	STL-BLK	PTS-AVG
2012-13	63-17-803	95-218 (.436)	9-35 (.257)	34-51 (.667)	17-88-105	16	55-0	30	19-22	233-3.7
TOTALS	63-17-803	95-218 (.436)	9-35 (.257)	34-51 (.667)	17-88-105	16	55-0	30	19-22	233-3.7

7 Mark Jones (Central Florida '98) *Pos: G* *Ht: 6-6* *Wt: 215* *DOB: 5-25-75*

YEAR	G-GS-MIN	FGM-FGA (PCT.)	3FGM-3FGA (PCT.)	FTM-FTA (PCT.)	REBOUNDS OFF-DEF-TOT	AST	PF-DQ	TO	STL-BLK	PTS-AVG
2004-05	10-0-116	9-31 (.290)	0-4 (.000)	5-10 (.500)	6-7-13	6	16-0	3	5-2	23-2.3
TOTALS	10-0-116	9-31 (.290)	0-4 (.000)	5-10 (.500)	6-7-13	6	16-0	3	5-2	23-2.3

22 Solomon Jones (South Florida) *Pos: F-C* *Ht: 6-10* *Wt: 235* *DOB: 7-16-84*

YEAR	G-GS-MIN	FGM-FGA (PCT.)	3FGM-3FGA (PCT.)	FTM-FTA (PCT.)	REBOUNDS OFF-DEF-TOT	AST	PF-DQ	TO	STL-BLK	PTS-AVG
2013-14	11-0-85	6-17 (.353)	0-0 (---)	2-4 (.500)	8-8-16	2	12-0	2	2-2	14-1.3
TOTALS	11-0-85	6-17 (.353)	0-0 (---)	2-4 (.500)	8-8-16	2	12-0	2	2-2	14-1.3

41 Mario Kasun (Croatia) *Pos: C* *Ht: 7-1* *Wt: 260* *DOB: 4-5-80*

YEAR	G-GS-MIN	FGM-FGA (PCT.)	3FGM-3FGA (PCT.)	FTM-FTA (PCT.)	REBOUNDS OFF-DEF-TOT	AST	PF-DQ	TO	STL-BLK	PTS-AVG
2004-05	45-0-356	47-98 (.480)	0-1 (.000)	24-43 (.557)	52-76-128	8	86-1	26	8-13	118-2.6
2005-06	28-0-213	31-69 (.449)	0-0 (---)	18-23 (.783)	24-36-60	3	69-0	15	2-3	80-2.9
TOTALS	73-0-569	78-167 (.467)	0-1 (.000)	42-66 (.636)	76-112-188	11	155-1	41	10-16	198-2.7

40 Shawn Kemp (Concord HS '87) *Pos: F* *Ht: 6-10* *Wt: 280* *DOB: 11-26-69*

YEAR	G-GS-MIN	FGM-FGA (PCT.)	3FGM-3FGA (PCT.)	FTM-FTA (PCT.)	REBOUNDS OFF-DEF-TOT	AST	PF-DQ	TO	STL-BLK	PTS-AVG
2002-03	79-55-1633	211-505 (.418)	0-1 (.000)	115-155 (.742)	147-304-451	55	239-2	102	66-33	537-6.8
TOTALS	79-55-1633	211-505 (.418)	0-1 (.000)	115-155 (.742)	147-304-451	55	239-2	102	66-33	537-6.8

9 Tim Kempton (Notre Dame '86) *Pos: F-C* *Ht: 6-10* *Wt: 255* *DOB: 1-25-64*

YEAR	G-GS-MIN	FGM-FGA (PCT.)	3FGM-3FGA (PCT.)	FTM-FTA (PCT.)	REBOUNDS OFF-DEF-TOT	AST	PF-DQ	TO	STL-BLK	PTS-AVG
1997-98	3-0-15	0-2 (.000)	0-0 (---)	0-0 (---)	0-1-1	1	3-0	0	0-0	0-0.0
TOTALS	3-0-15	0-2 (.000)	0-0 (---)	0-0 (---)	0-1-1	1	3-0	0	0-0	0-0.0

52 Jonathan Kerner (East Carolina '97) *Pos: C* *Ht: 6-11* *Wt: 245* *DOB: 6-6-74*

YEAR	G-GS-MIN	FGM-FGA (PCT.)	3FGM-3FGA (PCT.)	FTM-FTA (PCT.)	REBOUNDS OFF-DEF-TOT	AST	PF-DQ	TO	STL-BLK	PTS-AVG
1998-99	1-0-5	0-1 (.000)	0-0 (---)	0-0 (---)	0-0-0	0	2-0	0	0-0	0-0.0
TOTALS	1-0-5	0-1 (.000)	0-0 (---)	0-0 (---)	0-0-0	0	2-0	0	0-0	0-0.0

2 Steve Kerr (Arizona '88) *Pos: G* *Ht: 6-3* *Wt: 180* *DOB: 9-27-65*

YEAR	G-GS-MIN	FGM-FGA (PCT.)	3FGM-3FGA (PCT.)	FTM-FTA (PCT.)	REBOUNDS OFF-DEF-TOT	AST	PF-DQ	TO	STL-BLK	PTS-AVG
1992-93	47-0-440	48-112 (.429)	6-24 (.250)	20-22 (.909)	5-33-38	59	34-0	25	8-1	122-2.6
TOTALS	47-0-440	48-112 (.429)	6-24 (.250)							

ALL-TIME ROSTER

34 Greg Kite (Brigham Young '83) Pos: F-C Ht: 6-11 Wt: 263 DOB: 8-5-61

YEAR	G-GS-MIN	FGM-FGA (PCT.)	3FGM-3FGA (PCT.)	FTM-FTA (PCT.)	REBOUNDS OFF-DEF-TOT	AST	PF-DQ	TO	STL-BLK	PTS-AVG
1990-91	82-82-2225	166-338 (.491)	0-0 (---)	63-123 (.512)	189-399-588	59	298-4	102	25-81	395-4.8
1991-92	72-44-1479	94-215 (.437)	0-1 (.000)	40-68 (.588)	156-246-402	44	212-2	61	30-57	228-3.2
1992-93	64-1-640	38-84 (.452)	0-1 (.000)	13-24 (.542)	66-127-193	10	133-1	35	13-12	89-1.4
1993-94	29-0-309	13-35 (.371)	0-0 (---)	8-22 (.364)	22-48-70	4	61-0	17	2-12	34-1.2
TOTALS	247-127-4653	311-672 (.463)	0-2 (.000)	124-237 (.523)	433-820-1253	117	704-7	215	70-162	746-3.0

45 Jon Koncak (Southern Methodist '85) Pos: C Ht: 7-0 Wt: 250 DOB: 5-7-63

YEAR	G-GS-MIN	FGM-FGA (PCT.)	3FGM-3FGA (PCT.)	FTM-FTA (PCT.)	REBOUNDS OFF-DEF-TOT	AST	PF-DQ	TO	STL-BLK	PTS-AVG
1995-96	67-35-1288	84-175 (.480)	3-9 (.333)	32-57 (.561)	63-209-272	51	226-7	41	27-44	203-3.1
TOTALS	67-35-1288	84-175 (.480)	3-9 (.333)	32-57 (.561)	63-209-272	51	226-7	41	27-44	203-3.1

42 Larry Krystkowiak (Montana '86) Pos: F Ht: 6-9 Wt: 240 DOB: 9-23-64

YEAR	G-GS-MIN	FGM-FGA (PCT.)	3FGM-3FGA (PCT.)	FTM-FTA (PCT.)	REBOUNDS OFF-DEF-TOT	AST	PF-DQ	TO	STL-BLK	PTS-AVG
1993-94	34-11-682	71-148 (.480)	0-1 (.000)	31-39 (.795)	38-85-123	35	74-0	29	14-4	173-5.1
TOTALS	34-11-682	71-148 (.480)	0-1 (.000)	31-39 (.795)	38-85-123	35	74-0	29	14-4	173-5.1

1 Doron Lamb (Kentucky) Pos: G Ht: 6-4 Wt: 210 DOB: 11-6-91

YEAR	G-GS-MIN	FGM-FGA (PCT.)	3FGM-3FGA (PCT.)	FTM-FTA (PCT.)	REBOUNDS OFF-DEF-TOT	AST	PF-DQ	TO	STL-BLK	PTS-AVG
2012-13	24-0-297	27-68 (.397)	10-21 (.476)	12-19 (.632)	5-24-29	12	25-0	10	6-0	76-3.2
2013-14	53-0-695	63-160 (.394)	36-90 (.400)	29-36 (.806)	8-41-49	43	54-1	27	11-1	191-3.6
TOTALS	77-0-992	90-228 (.395)	46-111 (.414)	41-55 (.745)	13-65-78	55	79-1	37	17-1	267-3.5

23 Vic Law (Northwestern) Pos: F Ht: 6-7 Wt: 200 DOB: 12-19-95

YEAR	G-GS-MIN	FGM-FGA (PCT.)	3FGM-3FGA (PCT.)	FTM-FTA (PCT.)	REBOUNDS OFF-DEF-TOT	AST	PF-DQ	TO	STL-BLK	PTS-AVG
2019-20	8-0-62	6-18 (.333)	1-7 (.143)	2-6 (.333)	2-9-11	3	6-0	2	2-0	15-1.9
TOTALS	8-0-62	6-18 (.333)	1-7 (.143)	2-6 (.333)	2-9-11	3	6-0	2	2-0	15-1.9

8 Jason Lawson (Villanova '97) Pos: F-C Ht: 6-11 Wt: 240 DOB: 9-2-74

YEAR	G-GS-MIN	FGM-FGA (PCT.)	3FGM-3FGA (PCT.)	FTM-FTA (PCT.)	REBOUNDS OFF-DEF-TOT	AST	PF-DQ	TO	STL-BLK	PTS-AVG
1997-98	17-0-80	9-15 (.600)	0-0 (---)	8-10 (.800)	8-19-27	5	14-1	2	4-4	26-1.5
TOTALS	17-0-80	9-15 (.600)	0-0 (---)	8-10 (.800)	8-19-27	5	14-1	2	4-4	26-1.5

11 Courtney Lee (Western Kentucky) Pos: G Ht: 6-5 Wt: 200 DOB: 10-3-85

YEAR	G-GS-MIN	FGM-FGA (PCT.)	3FGM-3FGA (PCT.)	FTM-FTA (PCT.)	REBOUNDS OFF-DEF-TOT	AST	PF-DQ	TO	STL-BLK	PTS-AVG
2008-09	77-42-1939	243-540 (.450)	82-203 (.404)	78-94 (.830)	18-160-178	91	157-1	69	76-14	646-8.4
TOTALS	77-42-1939	243-540 (.450)	82-203 (.404)	78-94 (.830)	18-160-178	91	157-1	69	76-14	646-8.4

9 Rashard Lewis (Alief Elsik HS) Pos: F Ht: 6-10 Wt: 230 DOB: 8-8-79

YEAR	G-GS-MIN	FGM-FGA (PCT.)	3FGM-3FGA (PCT.)	FTM-FTA (PCT.)	REBOUNDS OFF-DEF-TOT	AST	PF-DQ	TO	STL-BLK	PTS-AVG
2007-08	81-81-3076	516-1135 (.455)	226-553 (.409)	218-260 (.838)	97-340-437	196	214-2	140	99-38	1476-18.2
2008-09	79-79-2859	478-1089 (.439)	220-554 (.397)	225-269 (.836)	92-361-453	205	194-1	158	81-51	1401-17.7
2009-10	72-72-2369	350-805 (.435)	168-423 (.397)	145-180 (.806)	62-256-318	107	180-1	108	78-28	1013-14.1
2010-11	25-25-810	113-270 (.419)	44-120 (.367)	34-45 (.756)	23-83-106	29	63-3	35	22-10	304-12.2
TOTALS	257-257-9114	1457-3299 (.442)	658-1650 (.399)	622-754 (.825)	274-1040-1314	537	651-7	441	280-127	4194-16.3

24 Todd Lichti (Stanford '89) Pos: G Ht: 6-4 Wt: 205 DOB: 1-8-67

YEAR	G-GS-MIN	FGM-FGA (PCT.)	3FGM-3FGA (PCT.)	FTM-FTA (PCT.)	REBOUNDS OFF-DEF-TOT	AST	PF-DQ	TO	STL-BLK	PTS-AVG
1993-94	4-0-20	4-9 (.444)	0-0 (---)	0-0 (---)	3-1-4	2	3-0	2	2-0	8-2.0
TOTALS	4-0-20	4-9 (.444)	0-0 (---)	0-0 (---)	3-1-4	2	3-0	2	2-0	8-2.0

34 DeAndre Liggins (Kentucky) Pos: G Ht: 6-6 Wt: 209 DOB: 3-31-88

YEAR	G-GS-MIN	FGM-FGA (PCT.)	3FGM-3FGA (PCT.)	FTM-FTA (PCT.)	REBOUNDS OFF-DEF-TOT	AST	PF-DQ	TO	STL-BLK	PTS-AVG
2011-12	17-0-115	12-25 (.480)	0-4 (.000)	9-19 (.474)	6-9-15	5	6-0	10	6-0	33-1.9
TOTALS	17-0-115	12-25 (.480)	0-4 (.000)	9-19 (.474)	6-9-15	5	6-0	10	6-0	33-1.9

33 Robin Lopez (Stanford) Pos: C Ht: 7-1 Wt: 285 DOB: 4-1-88

YEAR	G-GS-MIN	FGM-FGA (PCT.)	3FGM-3FGA (PCT.)	FTM-FTA (PCT.)	REBOUNDS OFF-DEF-TOT	AST	PF-DQ	TO	STL-BLK	PTS-AVG
2021-22	36-9-612	110-199 (.553)	2-6 (.333)	32-54 (.593)	68-58-126	54	67-1	44	2-18	254-7.1
TOTALS	36-9-612	110-199 (.553)	2-6 (.333)	32-54 (.593)	68-58-126	54	67-1	44	2-18	254-7.1

10 Tyronn Lue (Nebraska '98) Pos: G Ht: 6-0 Wt: 178 DOB: 5-3-77

YEAR	G-GS-MIN	FGM-FGA (PCT.)	3FGM-3FGA (PCT.)	FTM-FTA (PCT.)	REBOUNDS OFF-DEF-TOT	AST	PF-DQ	TO	STL-BLK	PTS-AVG
2003-04	76-69-2332	30-714 (.433)	80-209 (.383)	101-131 (.771)	26-161-187	317	185-0	124	61-5	799-10.5
2008-09	14-0-129	17-43 (.395)	6-17 (.353)	2-3 (.667)	0-11-11	14	13-0	2	2-0	42-3.0
TOTALS	90-69-2461	326-757 (.431)	86-226 (.381)	103-134 (.769)	26-172-198	331	198-0	126	63-5	841-9.3

7 Shelvin Mack (Butler) Pos: G Ht: 6-3 Wt: 203 DOB: 4-22-90

YEAR	G-GS-MIN	FGM-FGA (PCT.)	3FGM-3FGA (PCT.)	FTM-FTA (PCT.)	REBOUNDS OFF-DEF-TOT	AST	PF-DQ	TO	STL-BLK	PTS-AVG
2017-18	69-3-1365	178-414 (.430)	48-139 (.345)	69-97 (.711)	23-143-166	69-97 (.711)	272	91-0	89	54-8
TOTALS	69-3-1365	178-414 (.430)	48-139 (.345)	69-97 (.711)	23-143-166	69-97 (.711)	272	91-0	89	54-8

4 Josh Magette (Alabama-Huntsville) Pos: G Ht: 6-1 Wt: 160 DOB: 11-28-89

YEAR	G-GS-MIN	FGM-FGA (PCT.)	3FGM-3FGA (PCT.)	FTM-FTA (PCT.)	REBOUNDS OFF-DEF-TOT	AST	PF-DQ	TO	STL-BLK	PTS-AVG
2019-20	8-0-38	5-15 (.333)	1-4 (.250)	1-2 (.500)	1-5-6	5	4-0	5	3-1	12-1.5
TOTALS	8-0-38	5-15 (.333)	1-4 (.250)	1-2 (.500)	1-5-6	5	4-0	5	3-1	12-1.5

50 Corey Maggette (Duke '02) Pos: F-G Ht: 6-6 Wt: 215 DOB: 11-12-79

YEAR	G-GS-MIN	FGM-FGA (PCT.)	3FGM-3FGA (PCT.)	FTM-FTA (PCT.)	REBOUNDS OFF-DEF-TOT	AST	PF-DQ	TO	STL-BLK	PTS-AVG
1999-00	77-5-1370	224-469 (.478)	2-11 (.182)	196-261 (.751)	123-180-303	61	169-1	138	24-26	646-8.4
TOTALS	77-5-1370	224-469 (.478)	2-11 (.182)	196-261 (.751)	123-180-303	61	169-1	138	24-26	646-8.4

4 Karim Mané (Vanier College/Canada) Pos: G Ht: 6-5 Wt: 185 DOB: 5-16-00

YEAR	G-GS-MIN	FGM-FGA (PCT.)	3FGM-3FGA (PCT.)	FTM-FTA (PCT.)	REBOUNDS OFF-DEF-TOT	AST	PF-DQ	TO	STL-BLK	PTS-AVG
2020-21	10-0-88	3-13 (.231)	1-2 (.500)	4-5 (.800)	1-13-14	4	10-0	3	0-2	11-1.1
TOTALS	10-0-88	3-13 (.231)	1-2 (.500)	4-5 (.800)	1-13-14	4	10-0	3	0-2	11-1.1

11 Devyn Marble (Iowa) Pos: G Ht: 6-6 Wt: 200 DOB: 9-21-92

YEAR	G-GS-MIN	FGM-FGA (PCT.)	3FGM-3FGA (PCT.)	FTM-FTA (PCT.)	REBOUNDS OFF-DEF-TOT	AST	PF-DQ	TO	STL-BLK	PTS-AVG
2014-15	16-7-208	14-44 (.318)	4-22 (.182)	5-16 (.313)	5-26-31	17	14-0	9	9-2	37-2.3
2015-16	28-0-249	21-71 (.296)	8-32 (.250)	10-24 (.417)	6-32-38	12	25-0	7	13-1	60-2.1
TOTALS	44-7-457	35-115 (.304)	12-54 (.222)	15-40 (.375)	11-58-69	29	39-0	16	22-3	97-2.2

2 Jarell Martin (Louisiana State) Pos: F Ht: 6-10 Wt: 239 DOB: 5-24-94

YEAR	G-GS-MIN	FGM-FGA (PCT.)	3FGM-3FGA (PCT.)	FTM-FTA (PCT.)	REBOUNDS OFF-DEF-TOT	AST	PF-DQ	TO	STL-BLK	PTS-AVG
2018-19	42-1-328	43-104 (.413)	20-57 (.351)	9-11 (.818)	11-62-73	18	51-1	11	3-8	115-2.7
TOTALS	42-1-328	43-104 (.413)	20-57 (.351)	9-11 (.818)	11-62-73	18	51-1	11	3-8	115-2.7

15 Frank Mason III (Kansas) Pos: G Ht: 5-11 Wt: 190 DOB: 4-3-94

YEAR	G-GS-MIN	FGM-FGA (PCT.)	3FGM-3FGA (PCT.)	FTM-FTA (PCT.)	REBOUNDS OFF-DEF-TOT	AST	PF-DQ	TO	STL-BLK	PTS-AVG
2020-21	4-1-79	9-24 (.375)	2-5 (.400)	5-7 (.714)	3-9-12	12	7-0	5	0-0	25-6.3
TOTALS	4-1-79	9-24 (.375)	2-5 (.400)	5-7 (.714)	3-9-12	12	7-0	5	0-0	25-6.3

54 Jason Maxiell (Cincinnati) Pos: F-C Ht: 6-7 Wt: 260 DOB: 2-18-83

YEAR	G-GS-MIN	FGM-FGA (PCT.)	3FGM-3FGA (PCT.)	FTM-FTA (PCT.)	REBOUNDS OFF-DEF-TOT	AST	PF-DQ	TO	STL-BLK	PTS-AVG
2013-14	34-13-488	47-105 (.448)	0-0 (---)	15-31 (.484)	28-58-86	9	47-0	14	8-20	109-3.2
TOTALS	34-13-488	47-105 (.448)	0-0 (---)	15-31 (.484)	28-58-86	9	47-0	14	8-20	109-3.2

2 Vernon Maxwell (Florida '88) Pos: G Ht: 6-4 Wt: 190 DOB: 9-12-65

YEAR	G-GS-MIN	FGM-FGA (PCT.)	3FGM-3FGA (PCT.)	FTM-FTA (PCT.)	REBOUNDS OFF-DEF-TOT	AST	PF-DQ	TO	STL-BLK	PTS-AVG
1997-98	11-0-169	26-78 (.333)	6-26 (.231)							

ALL-TIME ROSTER

00 Amal McCaskill (Marquette '96) Pos: F-C Ht: 6-11 Wt: 235 DOB: 10-28-73

YEAR	G-GS-MIN	FGM-FGA (PCT.)	3FGM-3FGA (PCT.)	FTM-FTA (PCT.)	REBOUNDS		AST	PF-DQ	TO	STL-BLK	PTS-AVG
					OFF-DEF-TOT						
1996-97	17-1-109	10-32 (.313)	0-2 (.000)	8-12 (.667)	4-18-22		7	7-0	11	3-5	28-1.6
TOTALS	17-1-109	10-32 (.313)	0-2 (.000)	8-12 (.667)	4-18-22		7	7-0	11	3-5	28-1.6

1 Tracy McGrady (Mt. Zion Christian Academy '97) Pos: G Ht: 6-8 Wt: 210 DOB: 5-24-79

YEAR	G-GS-MIN	FGM-FGA (PCT.)	3FGM-3FGA (PCT.)	FTM-FTA (PCT.)	REBOUNDS		AST	PF-DQ	TO	STL-BLK	PTS-AVG
					OFF-DEF-TOT						
2000-01	77-77-3087	788-1724 (.457)	59-166 (.355)	430-587 (.733)	192-388-580		352	160-0	198	116-118	2065-26.8
2001-02	76-76-2912	715-1586 (.451)	103-283 (.364)	415-555 (.748)	150-447-597		400	139-1	189	119-73	1948-25.6
2002-03	75-74-2954	829-1813 (.457)	179-448 (.386)	576-726 (.793)	121-367-488		411	156-0	195	124-59	2407-32.1
2003-04	67-67-2675	653-1566 (.417)	174-513 (.339)	398-500 (.796)	95-307-402		370	129-1	179	93-42	1878-28.0
TOTALS	295-294-11628	2985-6689 (.446)	509-1410 (.361)	1819-2368 (.768)	558-1509-2067		1533	584-2	761	452-292	8298-28.1

41 Mark McNamara (California '82) Pos: C Ht: 6-11 Wt: 235 DOB: 6-8-59

YEAR	G-GS-MIN	FGM-FGA (PCT.)	3FGM-3FGA (PCT.)	FTM-FTA (PCT.)	REBOUNDS		AST	PF-DQ	TO	STL-BLK	PTS-AVG
					OFF-DEF-TOT						
1990-91	2-0-13	0-1 (.000)	0-0 (---)	0-0 (---)	0-4-4		0	1-0	0	0-0	0-0.0
TOTALS	2-0-13	0-1 (.000)	0-0 (---)	0-0 (---)	0-4-4		0	1-0	0	0-0	0-0.0

17 Josh McRoberts (Duke) Pos: F Ht: 6-10 Wt: 240 DOB: 2-28-87

YEAR	G-GS-MIN	FGM-FGA (PCT.)	3FGM-3FGA (PCT.)	FTM-FTA (PCT.)	REBOUNDS		AST	PF-DQ	TO	STL-BLK	PTS-AVG
					OFF-DEF-TOT						
2012-13	41-3-685	60-153 (.392)	17-55 (.309)	22-30 (.733)	41-96-137		70	65-0	28	10-12	159-3.9
TOTALS	41-3-685	60-153 (.392)	17-55 (.309)	22-30 (.733)	41-96-137		70	65-0	28	10-12	159-3.9

20 Jodie Meeks (Kentucky) Pos: G Ht: 6-4 Wt: 210 DOB: 8-21-87

YEAR	G-GS-MIN	FGM-FGA (PCT.)	3FGM-3FGA (PCT.)	FTM-FTA (PCT.)	REBOUNDS		AST	PF-DQ	TO	STL-BLK	PTS-AVG
					OFF-DEF-TOT						
2016-17	36-10-738	103-256 (.402)	56-137 (.409)	65-74 (.878)	5-72-77		45	41-0	36	34-4	327-9.1
TOTALS	36-10-738	103-256 (.402)	56-137 (.409)	65-74 (.878)	5-72-77		45	41-0	36	34-4	327-9.1

5 Ron Mercer (Kentucky '99) Pos: G-F Ht: 6-7 Wt: 210 DOB: 5-18-76

YEAR	G-GS-MIN	FGM-FGA (PCT.)	3FGM-3FGA (PCT.)	FTM-FTA (PCT.)	REBOUNDS		AST	PF-DQ	TO	STL-BLK	PTS-AVG
					OFF-DEF-TOT						
1999-00	31-31-969	188-468 (.402)	0-9 (.000)	94-119 (.790)	35-63-98		54	76-2	64	42-8	470-15.2
TOTALS	31-31-969	188-468 (.402)	0-9 (.000)	94-119 (.790)	35-63-98		54	76-2	64	42-8	470-15.2

31 Darko Milicic (Serbia & Montenegro) Pos: F-C Ht: 7-0 Wt: 245 DOB: 6-20-85

YEAR	G-GS-MIN	FGM-FGA (PCT.)	3FGM-3FGA (PCT.)	FTM-FTA (PCT.)	REBOUNDS		AST	PF-DQ	TO	STL-BLK	PTS-AVG
					OFF-DEF-TOT						
2005-06	30-1-627	102-201 (.507)	0-0 (---)	25-42 (.595)	34-89-123		32	67-1	36	11-62	229-7.6
2006-07	80-16-1913	249-548 (.454)	0-1 (.000)	141-230 (.613)	145-292-437		90	219-3	124	44-140	639-8.0
TOTALS	110-17-2540	351-749 (.469)	0-1 (.000)	166-272 (.610)	179-281-560		122	286-4	160	55-202	868-7.9

50 Mike Miller (Florida '02) Pos: F-G Ht: 6-8 Wt: 218 DOB: 2-19-80

YEAR	G-GS-MIN	FGM-FGA (PCT.)	3FGM-3FGA (PCT.)	FTM-FTA (PCT.)	REBOUNDS		AST	PF-DQ	TO	STL-BLK	PTS-AVG
					OFF-DEF-TOT						
2000-01	82-62-2390	368-845 (.436)	148-364 (.407)	91-128 (.711)	66-261-327		140	200-2	97	51-19	975-11.9
2001-02	63-53-2123	351-802 (.438)	116-303 (.383)	138-181 (.762)	49-224-273		198	145-0	108	47-23	956-15.2
2002-03	49-39-1826	296-708 (.418)	87-256 (.340)	127-150 (.847)	40-246-286		139	139-1	99	36-16	806-16.4
TOTALS	194-154-6339	1015-2355 (.431)	351-923 (.380)	356-459 (.776)	155-731-886		477	484-3	304	134-58	2737-14.1

5 Cuttino Mobley (Rhode Island '98) Pos: G Ht: 6-4 Wt: 215 DOB: 9-1-75

YEAR	G-GS-MIN	FGM-FGA (PCT.)	3FGM-3FGA (PCT.)	FTM-FTA (PCT.)	REBOUNDS		AST	PF-DQ	TO	STL-BLK	PTS-AVG
					OFF-DEF-TOT						
2004-05	23-21-726	128-296 (.432)	58-125 (.464)	55-69 (.797)	11-52-63		42	49-1	41	23-9	369-16.0
TOTALS	23-21-726	128-296 (.432)	58-125 (.464)	55-69 (.797)	11-52-63		42	49-1	41	23-9	369-16.0

55 E'Twaun Moore (Purdue) Pos: G Ht: 6-4 Wt: 191 DOB: 2-25-89

YEAR	G-GS-MIN	FGM-FGA (PCT.)	3FGM-3FGA (PCT.)	FTM-FTA (PCT.)	REBOUNDS		AST	PF-DQ	TO	STL-BLK	PTS-AVG
					OFF-DEF-TOT						
2012-13	75-21-1682	237-598 (.396)	67-197 (.340)	47-59 (.797)	48-119-167		206	122-0	105	51-23	588-7.8
2013-14	79-3-1506	195-456 (.428)	57-161 (.354)	52-68 (.765)	29-107-136		112	106-0	55	60-13	499-6.3
2021-22	DNP-injured										
TOTALS	154-24-3188	432-1054 (.410)	124-358 (.346)	99-127 (.780)	77-226-303		318	228-0	160	111-36	1087-7.1

40 Terence Morris (Maryland) Pos: F Ht: 6-9 Wt: 221 DOB: 1-11-79

YEAR	G-GS-MIN	FGM-FGA (PCT.)	3FGM-3FGA (PCT.)	FTM-FTA (PCT.)	REBOUNDS		AST	PF-DQ	TO	STL-BLK	PTS-AVG
					OFF-DEF-TOT						
2005-06	22-0-192	16-49 (.327)	0-2 (.000)	3-3 (1.000)	6-32-38		4	19-0	7	6-5	35-1.6
TOTALS	22-0-192	16-49 (.327)	0-2 (.000)	3-3 (1.000)	6-32-38		4	19-0	7	6-5	35-1.6

2 Mychal Mulder (Kentucky) Pos: G Ht: 6-4 Wt: 185 DOB: 6-12-94

YEAR	G-GS-MIN	FGM-FGA (PCT.)	3FGM-3FGA (PCT.)	FTM-FTA (PCT.)	REBOUNDS		AST	PF-DQ	TO	STL-BLK	PTS-AVG
					OFF-DEF-TOT						
2021-22	15-2-195	20-67 (.299)	13-46 (.283)	2-2 (1.000)	2-19-21		3	12-0	8	4-1	55-3.7
TOTALS	15-2-195	20-67 (.299)	13-46 (.283)	2-2 (1.000)	2-19-21		3	12-0	8	4-1	55-3.7

4 Lee Nailon (Texas Christian '99) Pos: F Ht: 6-9 Wt: 238 DOB: 2-22-75

YEAR	G-GS-MIN	FGM-FGA (PCT.)	3FGM-3FGA (PCT.)	FTM-FTA (PCT.)	REBOUNDS		AST	PF-DQ	TO	STL-BLK	PTS-AVG
					OFF-DEF-TOT						
2003-04	8-0-83	11-27 (.407)	0-0 (---)	7-9 (.778)	8-6-14		4	9-0	0	1-0	29-3.6
TOTALS	8-0-83	11-27 (.407)	0-0 (---)	7-9 (.778)	8-6-14		4	9-0	0	1-0	29-3.6

13 Shabazz Napier (Connecticut) Pos: G Ht: 6-1 Wt: 175 DOB: 7-14-91

YEAR	G-GS-MIN	FGM-FGA (PCT.)	3FGM-3FGA (PCT.)	FTM-FTA (PCT.)	REBOUNDS		AST	PF-DQ	TO	STL-BLK	PTS-AVG
					OFF-DEF-TOT						
2015-16	55-0-600	68-201 (.338)	34-104 (.327)	33-45 (.733)	9-46-55		97	38-0	46	23-1	203-3.7
TOTALS	55-0-600	68-201 (.338)	34-104 (.327)	33-45 (.733)	9-46-55		97	38-0	46	23-1	203-3.7

14 Jameer Nelson (Saint Joseph's '04) Pos: G Ht: 6-0 Wt: 190 DOB: 2-9-82

YEAR	G-GS-MIN	FGM-FGA (PCT.)	3FGM-3FGA (PCT.)	FTM-FTA (PCT.)	REBOUNDS		AST	PF-DQ	TO	STL-BLK	PTS-AVG
					OFF-DEF-TOT						
2004-05	79-21-1612	286-628 (.455)	44-141 (.312)	73-107 (.682)	52-141-193		237	199-4	117	78-3	689-8.7
2005-06	62-33-1784	347-719 (.483)	70-165 (.424)	141-181 (.779)	39-141-180		302	174-2	148	70-9	905-14.6
2006-07	77-77-2331	376-875 (.430)	65-194 (.335)	183-221 (.828)	50-186-236		330	225-2	184	73-5	1000-13.0
2007-08	69-62-1961	283-603 (.469)	64-154 (.416)	125-151 (.828)	28-215-243		383	167-1	141	63-4	755-10.9
2008-09	42-42-1309	267-531 (.503)	82-181 (.453)	86-97 (.887)	20-125-145		226	123-1	83	51-3	702-16.7
2009-10	65-64-1860	317-706 (.449)	86-226 (.381)	98-116 (.845)	26-168-194		353	147-0	139	48-2	818-12.6
2010-11	76-76-2319	374-838 (.446)	119-297 (.401)	130-162 (.802)	37-189-226		456	209-1	194	75-3	997-13.1
2011-12	57-57-1706	259-606 (.427)	87-231 (.377)	71-88 (.807)	29-152-181		325	130-1	135	38-6	675-11.9
2012-13	56-56-1977	306-780 (.392)	121-355 (.341)	89-102 (.873)	23-186-209		413	161-1	154	71-6	822-14.7
2013-14	68-68-2179	294-747 (.394)	136-391 (.348)	96-112 (.857)	29-202-231		476	146-1	166	52-5	820-12.1
TOTALS	651-556-19038	3109-7033 (.442)	874-2335 (.374)	1092-1337 (.817)	333-1705-2038		3501	1681-14	1461	619-45	8184-12.6

44 Andrew Nicholson (St. Bonaventure) Pos: F Ht: 6-9 Wt: 250 DOB: 12-8-89

YEAR	G-GS-MIN	FGM-FGA (PCT.)	3FGM-3FGA (PCT.)	FTM-FTA (PCT.)	REBOUNDS		AST	PF-DQ	TO	STL-BLK	PTS-AVG
					OFF-DEF-TOT						
2012-13	75-28-1249	256-486 (.527)	0-0 (---)	75-94 (.798)	69-189-258		44	133-2	79	24-32	587-7.8
2013-14	76-5-1174	180-420 (.429)	28-89 (.315)	47-57 (.825)	53-202-255		25	150-2	51	1	

ALL-TIME ROSTER

ALL-TIME ROSTER

3 Kevin Ollie (Connecticut '95) Pos: G-F Ht: 6-4 Wt: 195 DOB: 12-27-72

YEAR	G-GS-MIN	FGM-FGA (PCT.)	3FGM-3FGA (PCT.)	FTM-FTA (PCT.)	REBOUNDS OFF-DEF-TOT	AST	PF-DQ	TO	STL-BLK	PTS-AVG
1997-98	19-0-216	23-56 (.411)	0-1 (.000)	31-45 (.689)	3-15-18	33	15-0	28	7-0	77-4.1
1998-99	1-0-4	0-1 (.000)	0-0 (---)	1-2 (.500)	0-1-1	0	1-0	0	0-0	1-1.0
TOTALS	20-0-220	23-57 (.404)	0-1 (.000)	32-47 (.681)	3-16-19	33	16-0	28	7-0	78-3.9

32 Shaquille O'Neal (LSU '93) Pos: C Ht: 7-1 Wt: 303 DOB: 3-6-72

YEAR	G-GS-MIN	FGM-FGA (PCT.)	3FGM-3FGA (PCT.)	FTM-FTA (PCT.)	REBOUNDS OFF-DEF-TOT	AST	PF-DQ	TO	STL-BLK	PTS-AVG
1992-93	81-81-3071	733-1304 (.562)	0-2 (.000)	427-721 (.592)	342-780-1122	152	321-8	307	60-286	1893-23.4
1993-94	81-81-3224	953-1591 (.599)	0-2 (.000)	471-850 (.554)	384-688-1072	195	281-3	222	76-231	2377-29.3
1994-95	79-79-2923	930-1594 (.583)	0-5 (.000)	455-854 (.533)	328-573-901	214	258-1	204	73-192	2315-29.3
1995-96	54-52-1946	592-1033 (.573)	1-2 (.500)	249-511 (.487)	182-414-596	155	193-1	155	34-115	1434-26.6
TOTALS	295-293-11161	3208-5522 (.581)	1-11 (.090)	1602-2936 (.546)	1236-2455-3691	716	1053-13	888	243-824	8019-27.2

21 Arinze Onuaku (Syracuse) Pos: C Ht: 6-9 Wt: 255 DOB: 7-13-87

YEAR	G-GS-MIN	FGM-FGA (PCT.)	3FGM-3FGA (PCT.)	FTM-FTA (PCT.)	REBOUNDS OFF-DEF-TOT	AST	PF-DQ	TO	STL-BLK	PTS-AVG
2016-17	8-0-28	2-4 (.500)	0-0 (---)	0-0 (---)	2-4-6	2	3-0	2	0-1	4-0.5
TOTALS	8-0-28	2-4 (.500)	0-0 (---)	0-0 (---)	2-4-6	2	3-0	2	0-1	4-0.5

2 Kyle O'Quinn (Norfolk State) Pos: F-C Ht: 6-10 Wt: 250 DOB: 3-26-90

YEAR	G-GS-MIN	FGM-FGA (PCT.)	3FGM-3FGA (PCT.)	FTM-FTA (PCT.)	REBOUNDS OFF-DEF-TOT	AST	PF-DQ	TO	STL-BLK	PTS-AVG
2012-13	57-5-638	101-197 (.513)	0-1 (.000)	30-45 (.667)	65-144-209	52	107-2	37	11-26	232-4.1
2013-14	69-19-1188	186-371 (.501)	0-3 (.000)	57-83 (.687)	100-264-364	78	165-1	78	39-88	429-6.2
2014-15	51-17-824	119-242 (.492)	12-43 (.279)	44-57 (.772)	46-153-199	59	110-0	55	31-39	294-5.8
TOTALS	177-41-2650	406-810 (.501)	12-47 (.255)	131-185 (.708)	211-561-772	189	382-3	170	81-153	955-5.4

21 Daniel Orton (Kentucky) Pos: C Ht: 6-10 Wt: 255 DOB: 8-6-90

YEAR	G-GS-MIN	FGM-FGA (PCT.)	3FGM-3FGA (PCT.)	FTM-FTA (PCT.)	REBOUNDS OFF-DEF-TOT	AST	PF-DQ	TO	STL-BLK	PTS-AVG
2011-12	16-2-187	17-30 (.567)	0-1 (.000)	11-25 (.440)	19-20-39	5	30-0	7	8-9	45-2.8
TOTALS	16-2-187	17-30 (.567)	0-1 (.000)	11-25 (.440)	19-20-39	5	30-0	7	8-9	45-2.8

45 Charles "Bo" Outlaw (Houston '93) Pos: F Ht: 6-8 Wt: 210 DOB: 4-13-71

YEAR	G-GS-MIN	FGM-FGA (PCT.)	3FGM-3FGA (PCT.)	FTM-FTA (PCT.)	REBOUNDS OFF-DEF-TOT	AST	PF-DQ	TO	STL-BLK	PTS-AVG
1997-98	82-76-2953	301-543 (.554)	1-4 (.250)	255-382 (.637)	180-313 (.575)	216	260-1	175	107-181	783-9.5
1998-99	31-22-851	84-154 (.545)	0-3 (.000)	35-81 (.432)	54-113-167	56	79-1	58	40-43	203-6.5
1999-00	82-55-2326	204-339 (.602)	0-3 (.000)	82-162 (.506)	202-323-525	245	203-0	133	113-148	490-6.0
2000-01	80-69-2534	226-368 (.614)	1-2 (.500)	129-225 (.573)	211-408-619	225	241-4	141	105-137	582-7.3
2001-02	10-0-160	13-21 (.619)	0-0 (---)	8-18 (.444)	15-14-29	5	23-0	11	9-9	34-3.4
2005-06	32-0-355	35-58 (.603)	0-0 (---)	5-8 (.625)	31-46-77	14	50-0	17	10-12	75-2.3
2006-07	41-0-460	34-51 (.667)	0-0 (---)	13-22 (.591)	47-59-106	16	57-0	21	17-6	81-2.0
2007-08	2-0-7	2-3 (.667)	0-0 (---)	0-0 (---)	0-0-0	0	1-0	1	0-0	4-2.0
TOTALS	360-222-9646	899-1537 (.585)	2-12 (.167)	452-829 (.545)	815-1345-2160	777	914-6	557	401-536	2252-6.3

11 Doug Overton (LaSalle '91) Pos: G Ht: 6-3 Wt: 190 DOB: 8-3-69

YEAR	G-GS-MIN	FGM-FGA (PCT.)	3FGM-3FGA (PCT.)	FTM-FTA (PCT.)	REBOUNDS OFF-DEF-TOT	AST	PF-DQ	TO	STL-BLK	PTS-AVG
1998-99	6-0-33	6-12 (.500)	0-2 (.000)	6-6 (1.000)	1-1-2	3	2-0	3	1-0	18-3.0
TOTALS	6-0-33	6-12 (.500)	0-2 (.000)	6-6 (1.000)	1-1-2	3	2-0	3	1-0	18-3.0

00 Olumide Oyedeleji (Nigeria) Pos: F Ht: 6-10 Wt: 240 DOB: 5-11-81

YEAR	G-GS-MIN	FGM-FGA (PCT.)	3FGM-3FGA (PCT.)	FTM-FTA (PCT.)	REBOUNDS OFF-DEF-TOT	AST	PF-DQ	TO	STL-BLK	PTS-AVG
2002-03	27-3-145	10-23 (.435)	0-0 (---)	7-11 (.636)	10-40-50	5	30-0	5	5-3	27-1.0
TOTALS	27-3-145	10-23 (.435)	0-0 (---)	7-11 (.636)	10-40-50	5	30-0	5	5-3	27-1.0

27 Zaza Pachulia (Turkey) Pos: C Ht: 6-11 Wt: 240 DOB: 2-10-84

YEAR	G-GS-MIN	FGM-FGA (PCT.)	3FGM-3FGA (PCT.)	FTM-FTA (PCT.)	REBOUNDS OFF-DEF-TOT	AST	PF-DQ	TO	STL-BLK	PTS-AVG
2003-04	59-2-664	68-175 (.389)	0-0 (---)	58-90 (.644)	69-105-174	13	87-0	34	21-12	194-3.3
TOTALS	59-2-664	68-175 (.389)	0-0 (---)	58-90 (.644)	69-105-174	13	87-0	34	21-12	194-3.3

24 Anthony Parker (Bradley '97) Pos: G Ht: 6-6 Wt: 215 DOB: 6-19-75

YEAR	G-GS-MIN	FGM-FGA (PCT.)	3FGM-3FGA (PCT.)	FTM-FTA (PCT.)	REBOUNDS OFF-DEF-TOT	AST	PF-DQ	TO	STL-BLK	PTS-AVG
1999-00	16-0-185	24-57 (.421)	1-14 (.071)	8-11 (.727)	5-22-27	10	13-0	11	8-4	57-3.6
TOTALS	16-0-185	24-57 (.421)	1-14 (.071)	8-11 (.727)	5-22-27	10	13-0	11	8-4	57-3.6

33 Adreian Payne (Michigan State) Pos: F Ht: 6-10 Wt: 237 DOB: 2-19-91

YEAR	G-GS-MIN	FGM-FGA (PCT.)	3FGM-3FGA (PCT.)	FTM-FTA (PCT.)	REBOUNDS OFF-DEF-TOT	AST	PF-DQ	TO	STL-BLK	PTS-AVG
2017-18	5-0-43	7-10 (.700)	2-3 (.667)	5-6 (.833)	2-7-9	0	6-0	2	2-0	21-4.2
TOTALS	5-0-43	7-10 (.700)	2-3 (.667)	5-6 (.833)	2-7-9	0	6-0	2	2-0	21-4.2

4/2 Elfrid Payton (Louisiana-Lafayette) Pos: G Ht: 6-4 Wt: 185 DOB: 2-22-94

YEAR	G-GS-MIN	FGM-FGA (PCT.)	3FGM-3FGA (PCT.)	FTM-FTA (PCT.)	REBOUNDS OFF-DEF-TOT	AST	PF-DQ	TO	STL-BLK	PTS-AVG
2014-15	82-63-2489	301-708 (.425)	11-42 (.262)	118-214 (.551)	107-242-349	533	193-0	203	142-20	731-8.9
2015-16	73-69-2145	318-730 (.436)	30-92 (.326)	112-190 (.589)	77-184-261	467	159-0	177	89-20	778-10.7
2016-17	82-58-2412	430-912 (.471)	40-146 (.274)	146-211 (.692)	89-298-387	529	177-1	178	88-40	1046-12.8
2017-18	44-44-1257	238-458 (.520)	25-67 (.373)	72-114 (.632)	47-127-174	275	97-0	114	64-16	573-13.0
TOTALS	281-234-8303	1287-2808 (.458)	106-347 (.305)	448-729 (.615)	320-851-1171	1804	626-1	672	383-96	3128-11.1

26 Desmond Penigar (Utah State '03) Pos: F Ht: 6-7 Wt: 245 DOB: 7-16-81

YEAR	G-GS-MIN	FGM-FGA (PCT.)	3FGM-3FGA (PCT.)	FTM-FTA (PCT.)	REBOUNDS OFF-DEF-TOT	AST	PF-DQ	TO	STL-BLK	PTS-AVG
2003-04	10-0-89	14-28 (.500)	0-0 (---)	4-4 (1.000)	6-18-24	3	14-0	6	2-2	32-3.2
TOTALS	10-0-89	14-28 (.500)	0-0 (---)	4-4 (1.000)	6-18-24	3	14-0	6	2-2	32-3.2

2 Elliot Perry (Memphis State '91) Pos: G Ht: 6-0 Wt: 152 DOB: 3-28-69

YEAR	G-GS-MIN	FGM-FGA (PCT.)	3FGM-3FGA (PCT.)	FTM-FTA (PCT.)	REBOUNDS OFF-DEF-TOT	AST	PF-DQ	TO	STL-BLK	PTS-AVG
2000-01	6-0-39	5-11 (.455)	0-1 (.000)	0-0 (---)	1-3-4	5	1-0	6	3-0	10-1.7
TOTALS	6-0-39	5-11 (.455)	0-1 (.000)	0-0 (---)	1-3-4	5	1-0	6	3-0	10-1.7

20 Mickael Pietrus (France) Pos: G-F Ht: 6-6 Wt: 215 DOB: 2-7-82

YEAR	G-GS-MIN	FGM-FGA (PCT.)	3FGM-3FGA (PCT.)	FTM-FTA (PCT.)	REBOUNDS OFF-DEF-TOT	AST	PF-DQ	TO	STL-BLK	PTS-AVG
2008-09	54-25-1329	176-426 (.413)	80-223 (.359)	78-110 (.709)	44-132-176	65	126-0	56	31-24	510-9.4
2009-10	75-24-1687	233-539 (.432)	116-306 (.379)	69-109 (.633)	39-176-215	49	138-0	69	53-31	651-8.7
2010-11	19-0-418	45-115 (.391)	34-87 (.391)	3-6 (.500)	6-44-50	10	35-0	14	10-3	127-6.7
TOTALS	148-49-3434	454-1080 (.420)	230-616 (.373)	150-225 (.667)	89-352-441	124	299-0	139	94-58	1288-8.7

22 Otto Porter Jr. (Georgetown) Pos: F Ht: 6-8 Wt: 228 DOB: 6-3-93

YEAR	G-GS-MIN	FGM-FGA (PCT.)	3FGM-3FGA (PCT.)	FTM-FTA (PCT.)	REBOUNDS OFF-DEF-TOT	AST	PF-DQ	TO	STL-BLK	PTS-AVG
2020-21	3-0-66	9-25 (.360)	1-9 (.111)	5-5 (1.000)	0-14-14	5	4-0	0	4-0	24-8.0
TOTALS	3-0-66	9-25 (.360)	1-9 (.111)	5-5 (1.000)	0-14-14	5	4-0	0	4-0	24-8.0

5 Mark Price (Georgia Tech '86) Pos: G Ht: 6-0 Wt: 180 DOB: 2-15-64

YEAR	G-GS-MIN	FGM-FGA (PCT.)	3FGM-3FGA (PCT.)	FTM-FTA (PCT.)	REBOUNDS OFF-DEF-TOT	AST	PF-DQ	TO	STL-BLK	PTS-AVG
1997-98	63-33-1430	229-531 (.431)	52-155 (.335)	87-103 (.845)	24-105-129	297	92-0	162	53-5	597-9.5
TOTALS	63-33-1430	229-531 (.431)	52-155 (.335)	87-103 (.845)	24-105-129	297	92-0	162	53-5	597-9.5

10 Ronnie Price (Utah Valley State) Pos: G Ht: 6-2 Wt: 190 DOB: 6-21-83

YEAR	G-GS-MIN	FGM-FGA (PCT.)	3FGM-3FGA (PCT.)	FTM-FTA (PCT.)	REBOUNDS OFF-DEF-TOT	AST	PF-DQ	TO	STL-BLK	PTS-AVG
2013-14	31-2-377	28-92 (.304)	9-43 (.209)	9-13 (.692)	8-35-43	66	50-0	26	25-2	74-2.4
TOTALS	31-2-377	28-92 (.304)	9-43 (.209)	9-13 (.692)	8-35-43	66	50-0	26	25-2	74-2.4

ALL-TIME ROSTER

25 Chasson Randle (Stanford) Pos: G Ht: 6-2 Wt: 185 DOB: 2-5-93

YEAR	G-GS-MIN	FGM-FGA (PCT.)	3FGM-3FGA (PCT.)	FTM-FTA (PCT.)	REBOUNDS					
					OFF-DEF-TOT	AST	PF-DQ	TO	STL-BLK	PTS-AVG
2000-21	41-5-837	92-237 (.388)	44-130 (.338)	38-48 (.792)	7-75-82	74	64-1	46	22-5	266-6.5
TOTALS	41-5-837	92-237 (.388)	44-130 (.338)	38-48 (.792)	7-75-82	74	64-1	46	22-5	266-6.5

7 J.J. Redick (Duke) Pos: G Ht: 6-4 Wt: 190 DOB: 6-24-84

YEAR	G-GS-MIN	FGM-FGA (PCT.)	3FGM-3FGA (PCT.)	FTM-FTA (PCT.)	REBOUNDS					
					OFF-DEF-TOT	AST	PF-DQ	TO	STL-BLK	PTS-AVG
2006-07	42-0-622	80-195 (.410)	38-98 (.388)	54-60 (.900)	10-42-52	36	52-0	21	12-0	252-6.0
2007-08	34-0-276	48-108 (.444)	17-43 (.395)	27-34 (.794)	1-22-23	16	29-0	15	4-0	140-4.1
2008-09	64-5-1111	117-299 (.391)	67-179 (.374)	81-93 (.871)	8-101-109	73	72-0	54	21-1	382-6.0
2009-10	82-9-1808	243-553 (.439)	111-274 (.405)	191-222 (.860)	17-138-155	158	118-0	63	28-4	788-9.6
2010-11	59-5-1513	197-447 (.441)	87-219 (.397)	112-128 (.875)	6-107-113	102	80-0	53	29-3	593-10.1
2011-12	65-22-1765	248-584 (.425)	112-268 (.418)	143-157 (.911)	18-132-150	164	92-0	68	27-6	751-11.6
2012-13	50-11-1575	262-582 (.450)	117-300 (.390)	115-129 (.891)	9-110-119	220	70-0	105	29-5	756-15.1
TOTALS	396-52-8670	1195-2768 (.432)	549-1381 (.398)	723-823 (.878)	69-652-721	769	513-0	379	150-19	3662-9.2-4

52 Don Reid (Georgetown '95) Pos: C Ht: 6-8 Wt: 250 DOB: 12-30-73

YEAR	G-GS-MIN	FGM-FGA (PCT.)	3FGM-3FGA (PCT.)	FTM-FTA (PCT.)	REBOUNDS					
					OFF-DEF-TOT	AST	PF-DQ	TO	STL-BLK	PTS-AVG
2000-01	65-7-764	82-145 (.566)	0-0 (-)	46-75 (.613)	84-158-242	21	190-4	48	23-54	210-3.2
2001-02	68-5-714	90-190 (.474)	0-0 (-)	44-68 (.647)	65-111-176	27	180-2	54	20-44	224-3.3
TOTALS	133-12-1478	172-335 (.513)	0-0 (-)	90-143 (.629)	149-269-418	48	370-6	102	43-98	434-3.3

35 Jerry Reynolds (LSU '85) Pos: G-F Ht: 6-8 Wt: 206 DOB: 12-23-62

YEAR	G-GS-MIN	FGM-FGA (PCT.)	3FGM-3FGA (PCT.)	FTM-FTA (PCT.)	REBOUNDS					
					OFF-DEF-TOT	AST	PF-DQ	TO	STL-BLK	PTS-AVG
1989-90	67-40-1817	309-741 (.417)	1-14 (.071)	239-322 (.742)	91-232-323	180	162-1	139	93-64	858-12.8
1990-91	80-9-1843	344-793 (.434)	10-34 (.294)	336-419 (.802)	88-211-299	203	123-0	172	95-56	1034-12.9
1991-92	46-16-1159	197-518 (.380)	3-24 (.125)	158-189 (.836)	47-102-149	151	69-0	96	63-17	555-12.1
TOTALS	193-65-4819	850-2052 (.414)	14-72 (.194)	733-930 (.788)	226-545-771	534	354-1	407	251-137	2447-12.7

23 Jason Richardson (Michigan State) Pos: G-F Ht: 6-6 Wt: 225 DOB: 1-20-81

YEAR	G-GS-MIN	FGM-FGA (PCT.)	3FGM-3FGA (PCT.)	FTM-FTA (PCT.)	REBOUNDS					
					OFF-DEF-TOT	AST	PF-DQ	TO	STL-BLK	PTS-AVG
2010-11	55-55-1919	289-667 (.433)	127-331 (.384)	61-87 (.701)	34-186-220	111	116-0	65	66-10	766-13.9
2011-12	54-54-1591	243-596 (.408)	102-277 (.368)	41-69 (.594)	36-158-194	107	91-0	60	53-22	629-11.6
TOTALS	109-109-3510	532-1263 (.421)	229-608 (.377)	102-156 (.654)	70-344-414	218	207-0	125	119-32	1395-12.8

32 Jeremy Richardson (Delta State) Pos: F Ht: 6-7 Wt: 195 DOB: 3-1-84

YEAR	G-GS-MIN	FGM-FGA (PCT.)	3FGM-3FGA (PCT.)	FTM-FTA (PCT.)	REBOUNDS					
					OFF-DEF-TOT	AST	PF-DQ	TO	STL-BLK	PTS-AVG
2008-09	12-0-93	14-49 (.286)	6-17 (.353)	3-6 (.500)	1-13-14	3	6-0	3	0-0	37-3.1
TOTALS	12-0-93	14-49 (.286)	6-17 (.353)	3-6 (.500)	1-13-14	3	6-0	3	0-0	37-3.1

5 Quentin Richardson (DePaul) Pos: G-F Ht: 6-6 Wt: 228 DOB: 4-13-80

YEAR	G-GS-MIN	FGM-FGA (PCT.)	3FGM-3FGA (PCT.)	FTM-FTA (PCT.)	REBOUNDS					
					OFF-DEF-TOT	AST	PF-DQ	TO	STL-BLK	PTS-AVG
2010-11	57-19-955	87-255 (.341)	42-146 (.288)	33-44 (.750)	39-139-178	38	74-0	33	25-6	249-4.4
2011-12	48-3-866	74-197 (.396)	42-121 (.347)	15-20 (.833)	15-108-123	38	74-2	29	28-5	215-4.5
TOTALS	105-22-1821	161-452 (.356)	84-267 (.315)	58-74 (.784)	54-247-301	76	148-2	62	53-11	464-4.4

13 Luke Ridnour (Oregon) Pos: G Ht: 6-2 Wt: 175 DOB: 2-13-81

YEAR	G-GS-MIN	FGM-FGA (PCT.)	3FGM-3FGA (PCT.)	FTM-FTA (PCT.)	REBOUNDS					
					OFF-DEF-TOT	AST	PF-DQ	TO	STL-BLK	PTS-AVG
2014-15	47-0-683	75-176 (.426)	20-63 (.317)	18-21 (.857)	8-60-68	96	67-0	38	20-4	188-4.0
TOTALS	47-0-683	75-176 (.426)	20-63 (.317)	18-21 (.857)	8-60-68	96	67-0	38	20-4	188-4.0

53 Stanley Roberts (LSU '91) Pos: C Ht: 7-0 Wt: 285 DOB: 2-7-70

YEAR	G-GS-MIN	FGM-FGA (PCT.)	3FGM-3FGA (PCT.)	FTM-FTA (PCT.)	REBOUNDS					
					OFF-DEF-TOT	AST	PF-DQ	TO	STL-BLK	PTS-AVG
1991-92	55-34-1118	236-446 (.529)	0-1 (.000)	101-196 (.515)	113-223-336	39	221-7	78	22-83	573-10.4
TOTALS	55-34-1118	236-446 (.529)	0-1 (.000)	101-196 (.515)	113-223-336	39	221-7	78	22-83	573-10.4

26 James Robinson (Alabama '94) Pos: G Ht: 6-2 Wt: 180 DOB: 8-31-70

YEAR	G-GS-MIN	FGM-FGA (PCT.)	3FGM-3FGA (PCT.)	FTM-FTA (PCT.)	REBOUNDS					
					OFF-DEF-TOT	AST	PF-DQ	TO	STL-BLK	PTS-AVG
2000-01	6-0-50	4-11 (.364)	2-5 (.400)	0-0 (-)	0-8-8	0	5-0	4	4-1	10-1.7
TOTALS	6-0-50	4-11 (.364)	2-5 (.400)	0-0 (-)	0-8-8	0	5-0	4	4-1	10-1.7

30 Wayne "Tree" Rollins (Clemson '77) Pos: C Ht: 7-1 Wt: 255 DOB: 6-16-55

YEAR	G-GS-MIN	FGM-FGA (PCT.)	3FGM-3FGA (PCT.)	FTM-FTA (PCT.)	REBOUNDS					
					OFF-DEF-TOT	AST	PF-DQ	TO	STL-BLK	PTS-AVG
1993-94	45-1-384	29-53 (.547)	0-0 (-)	18-30 (.600)	33-63-96	9	55-1	13	7-35	76-1.7
1994-95	51-3-478	20-42 (.476)	0-0 (-)	21-31 (.677)	31-64-95	9	63-0	23	7-36	61-1.2
TOTALS	96-4-862	49-95 (.516)	0-0 (-)	39-61 (.639)	64-127-191	18	118-1	36	14-71	197-1.4

45 Sean Rooks (Arizona '92) Pos: F-C Ht: 6-10 Wt: 260 DOB: 9-9-69

YEAR	G-GS-MIN	FGM-FGA (PCT.)	3FGM-3FGA (PCT.)	FTM-FTA (PCT.)	REBOUNDS					
					OFF-DEF-TOT	AST	PF-DQ	TO	STL-BLK	PTS-AVG
2003-04	20-0-270	20-57 (.351)	0-1 (.000)	21-22 (.955)	14-33-47	18	41-0	7	5-5	61-3.1
TOTALS	20-0-270	20-57 (.351)	0-1 (.000)	21-22 (.955)	14-33-47	18	41-0	7	5-5	61-3.1

31/8 Terrence Ross (Washington) Pos: G-F Ht: 6-7 Wt: 206 DOB: 2-5-91

YEAR	G-GS-MIN	FGM-FGA (PCT.)	3FGM-3FGA (PCT.)	FTM-FTA (PCT.)	REBOUNDS					
					OFF-DEF-TOT	AST	PF-DQ	TO	STL-BLK	PTS-AVG
2016-17	24-24-748	115-267 (.431)	46-135 (.341)	23-27 (.852)	4-64-68	43	61-1	35	34-13	299-12.5
2017-18	24-20-600	76-191 (.398)	30-93 (.323)	27-36 (.750)	10-63-73	38	45-0	29	27-11	209-8.7
2018-19	81-0-2150	440-1027 (.428)	217-566 (.383)	126-144 (.875)	27-253-280	135	119-0	90	72-29	1223-15.1
2019-20	69-0-1889	341-846 (.403)	177-504 (.351)	157-184 (.853)	13-209-222	82	109-0	70	77-24	1016-14.7
2020-21	46-2-1347	254-616 (.412)	89-264 (.337)	120-138 (.870)	15-143-158	108	88-1	74	47-21	717-15.6
2021-22	63-0-1448	220-554 (.397)	77-264 (.292)	112-130 (.862)	20-141-161	116	68-0	75	28-12	629-10.0
2022-23	42-9-944	129-299 (.431)	61-160 (.381)	15-20 (.750)	10-75-85	54	53-0	37	25-8	334-8.0
TOTALS	349-55-9126	1575-3800 (.414)	697-1986 (.351)	580-679 (.854)	99-948-1047	576	543-2	410	310-118	4427-12.7

5/15 Donald Royal (Notre Dame '87) Pos: F Ht: 6-8 Wt: 210 DOB: 5-2-66

YEAR	G-GS-MIN	FGM-FGA (PCT.)	3FGM-3FGA (PCT.)	FTM-FTA (PCT.)	REBOUNDS					
					OFF-DEF-TOT	AST	PF-DQ	TO	STL-BLK	PTS-AVG
1992-93	77-0-1636	194-391 (.496)	0-3 (.000)	318-390 (.815)	116-179-295	80	179-4	113	36-25	706-9.2
1993-94	74-0-1357	174-347 (.501)	0-2 (.000)	199-269 (.740)	94-154-248	61	121-1	76	50-16	547-7.4
1994-95	70-68-1841	206-434 (.475)	0-4 (.000)	223-299 (.746)	83-196-279	198	156-0	125	45-16	635-9.1
1995-96	64-7-963	106-216 (.491)	0-2 (.000)	125-164 (.762)	57-96-153	42	97-0	52	29-15	337-5.3
1996-97	1-1-29	4-10 (.400)	0-0 (-)	4-4 (1.000)	1-0-1	1	3-0	3	0-0	12-12.0
1997-98	2-0-18	1-6 (.167)	0-0 (-)	3-4 (.750)	2-2-4	1	5-0	3	1-0	5-2.5
TOTALS	288-76-5844	685-1404 (.488)	0-11 (.000)	872-1130 (.772)	353-627-980	383	561-5	372	161-62	2242-7.8

3 Damjan Rudež (Croatia) Pos: F Ht: 6-10 Wt: 228 DOB: 6-17-86

YEAR	G-GS-MIN	FGM-FGA (PCT.)	3FGM-3FGA (PCT.)	FTM-FTA (PCT.)	REBOUNDS					
					OFF-DEF-TOT	AST	PF-DQ	TO	STL-BLK	PTS-AVG
2016-17	45-0-314	31-88 (.352)	20-64 (.313)	0-0 (-)	5-20-25	20	31-0	9	12-1	82-1.8
TOTALS	45-0-314	31-88 (.352)	20-64 (.313)	0-0 (-)	5-20-25	20	31-0	9	12-1	82-1.8

5 Jeryl Sasser (SMU '02) Pos: G Ht: 6-6 Wt: 200 DOB: 2-13-79

YEAR	G-GS-MIN	FGM-FGA (PCT.)	3FGM-3FGA (PCT.)	FTM-FTA (PCT.)	REBOUNDS				
					OFF-DEF-TOT	AST	PF-DQ	TO	STL-BLK
2001-02									

ALL-TIME ROSTER

ALL-TIME ROSTER

3 Dennis Scott (Georgia Tech '91) Pos: F Ht: 6-8 Wt: 229 DOB: 9-5-68

YEAR	G-GS-MIN	FGM-FGA (PCT.)	3FGM-3FGA (PCT.)	FTM-FTA (PCT.)	REBOUNDS OFF-DEF-TOT	AST	PF-DQ	TO	STL-BLK	PTS-AVG
1990-91	82-73-2336	503-1183 (.425)	125-334 (.374)	153-204 (.750)	62-173-235	134	203-1	127	62-25	1284-15.7
1991-92	18-15-608	133-331 (.402)	29-89 (.326)	64-71 (.901)	14-52-66	35	49-1	31	20-9	359-19.9
1992-93	54-43-1759	329-763 (.431)	108-268 (.403)	92-117 (.786)	38-148-186	136	131-3	104	57-18	858-15.9
1993-94	82-37-2283	384-949 (.405)	155-388 (.399)	123-159 (.774)	54-164-118	216	161-0	93	81-32	1046-12.8
1994-95	62-10-1499	283-645 (.439)	150-352 (.426)	86-114 (.754)	25-121-146	131	119-1	57	45-14	802-12.9
1995-96	82-82-3041	491-1117 (.440)	267-628 (.425)	182-222 (.820)	63-246-309	243	169-1	122	90-29	1431-17.5
1996-97	66-62-2166	298-749 (.398)	147-373 (.394)	80-101 (.792)	40-163-203	139	138-2	81	74-19	823-12.5
TOTALS	446-322-13692	2421-5737 (.422)	981-2432 (.403)	780-988 (.789)	296-1067-1363	1034	970-9	615	429-146	6603-14.8

0 Jay Scrubb (John A. Logan) Pos: G Ht: 6-5 Wt: 220 DOB: 9-1-00

YEAR	G-GS-MIN	FGM-FGA (PCT.)	3FGM-3FGA (PCT.)	FTM-FTA (PCT.)	REBOUNDS OFF-DEF-TOT	AST	PF-DQ	TO	STL-BLK	PTS-AVG
2022-23	2-0-30	5-7 (.714)	2-2 (1.000)	1-2 (.500)	0-6-6	1	2-0	3	2-0	13-6.5
TOTALS	2-0-30	5-7 (.714)	2-2 (1.000)	1-2 (.500)	0-6-6	1	2-0	3	2-0	13-6.5

4 Rony Seikaly (Syracuse '88) Pos: C Ht: 6-11 Wt: 253 DOB: 5-10-65

YEAR	G-GS-MIN	FGM-FGA (PCT.)	3FGM-3FGA (PCT.)	FTM-FTA (PCT.)	REBOUNDS OFF-DEF-TOT	AST	PF-DQ	TO	STL-BLK	PTS-AVG
1996-97	74-68-2615	460-907 (.507)	0-3 (0.000)	357-500 (.714)	274-427-701	92	275-4	218	49-107	1277-17.3
1997-98	47-47-1484	237-538 (.441)	0-2 (0.000)	230-305 (.754)	130-227-357	69	137-2	134	25-39	704-15.0
TOTALS	121-115-4099	697-1445 (.482)	0-5 (0.000)	587-805 (.729)	404-654-1058	161	412-6	352	74-146	1981-16.4

20 Brian Shaw (Santa Barbara '88) Pos: G Ht: 6-6 Wt: 194 DOB: 3-22-66

YEAR	G-GS-MIN	FGM-FGA (PCT.)	3FGM-3FGA (PCT.)	FTM-FTA (PCT.)	REBOUNDS OFF-DEF-TOT	AST	PF-DQ	TO	STL-BLK	PTS-AVG
1994-95	78-9-1836	192-494 (.389)	48-184 (.261)	70-95 (.737)	52-189-241	406	184-1	184	73-18	502-6.4
1995-96	75-1-1679	182-486 (.374)	41-144 (.285)	91-114 (.798)	58-166-224	336	160-1	173	58-11	496-6.6
1996-97	77-31-1867	189-516 (.366)	63-194 (.325)	111-140 (.793)	47-147-194	319	197-3	170	67-26	552-7.2
TOTALS	230-41-5382	563-1496 (.376)	152-522 (.291)	272-349 (.779)	157-502-659	1061	541-5	527	198-55	1550-6.7

17 Jonathon Simmons (Houston) Pos: F Ht: 6-6 Wt: 195 DOB: 9-14-89

YEAR	G-GS-MIN	FGM-FGA (PCT.)	3FGM-3FGA (PCT.)	FTM-FTA (PCT.)	REBOUNDS OFF-DEF-TOT	AST	PF-DQ	TO	STL-BLK	PTS-AVG
2017-18	69-50-2029	354-761 (.465)	69-204 (.338)	185-241 (.768)	61-178-239	171	175-1	146	58-16	962-13.9
2018-19	41-9-845	104-286 (.364)	19-83 (.229)	56-72 (.778)	23-77-100	95	68-0	56	18-14	283-6.9
TOTALS	110-59-2874	458-1047 (.437)	88-287 (.307)	241-313 (.770)	84-255-339	266	243-1	202	76-30	1245-11.3

34 Miles Simon (Arizona '98) Pos: G Ht: 6-5 Wt: 202 DOB: 11-21-75

YEAR	G-GS-MIN	FGM-FGA (PCT.)	3FGM-3FGA (PCT.)	FTM-FTA (PCT.)	REBOUNDS OFF-DEF-TOT	AST	PF-DQ	TO	STL-BLK	PTS-AVG
1998-99	5-0-19	1-5 (.200)	0-2 (0.000)	0-0 (---)	1-1-2	0	1-0	3	1-0	4-0.4
TOTALS	5-0-19	1-5 (.200)	0-2 (0.000)	0-0 (---)	1-1-2	0	1-0	3	1-0	4-0.4

4 Scott Skiles (Michigan St. '86) Pos: G Ht: 6-1 Wt: 180 DOB: 3-5-64

YEAR	G-GS-MIN	FGM-FGA (PCT.)	3FGM-3FGA (PCT.)	FTM-FTA (PCT.)	REBOUNDS OFF-DEF-TOT	AST	PF-DQ	TO	STL-BLK	PTS-AVG
1989-90	70-32-1460	190-464 (.409)	52-132 (.394)	104-119 (.874)	23-136-159	334	126-0	90	36-4	536-7.7
1990-91	79-66-2714	462-1039 (.445)	93-228 (.408)	340-377 (.902)	57-213-270	660	192-2	252	89-4	1357-17.2
1991-92	75-63-2377	359-868 (.414)	91-250 (.364)	248-277 (.895)	36-166-202	544	188-0	233	74-5	1057-14.1
1992-93	78-78-3086	416-891 (.467)	80-235 (.340)	289-324 (.892)	52-238-290	735	244-4	267	86-2	1201-15.4
1993-94	82-46-2303	276-644 (.429)	68-165 (.412)	195-222 (.878)	42-147-189	503	171-1	193	47-2	815-9.9
TOTALS	384-285-11940	1703-3906 (.436)	384-1010 (.380)	1176-1319 (.892)	210-900-1110	2776	921-7	1035	332-17	4966-12.9

10 Ishmael Smith (Wake Forest) Pos: G Ht: 6-0 Wt: 175 DOB: 7-5-88

YEAR	G-GS-MIN	FGM-FGA (PCT.)	3FGM-3FGA (PCT.)	FTM-FTA (PCT.)	REBOUNDS OFF-DEF-TOT	AST	PF-DQ	TO	STL-BLK	PTS-AVG
2011-12	20-0-171	19-51 (.373)	1-4 (.250)	6-8 (.750)	5-21-26	32	11-0	12	11-2	45-2.3
2012-13	36-3-378	39-116 (.336)	4-17 (.235)	3-7 (.429)	11-35-46	57	14-0	27	13-6	85-2.4
TOTALS	56-3-549	58-167 (.347)	5-21 (.238)	9-15 (.600)	16-56-72	89	25-0	39	24-8	130-2.3

14 Jason Smith (Colorado State) Pos: F-C Ht: 7-0 Wt: 240 DOB: 3-2-86

YEAR	G-GS-MIN	FGM-FGA (PCT.)	3FGM-3FGA (PCT.)	FTM-FTA (PCT.)	REBOUNDS OFF-DEF-TOT	AST	PF-DQ	TO	STL-BLK	PTS-AVG
2015-16	76-2-1181	244-503 (.485)	4-16 (.250)	54-67 (.806)	53-166-219	62	163-1	57	33-65	546-7.2
TOTALS	76-2-1181	244-503 (.485)	4-16 (.250)	54-67 (.806)	53-166-219	62	163-1	57	33-65	546-7.2

30 Kenny Smith (North Carolina '87) Pos: G Ht: 6-3 Wt: 170 DOB: 3-8-65

YEAR	G-GS-MIN	FGM-FGA (PCT.)	3FGM-3FGA (PCT.)	FTM-FTA (PCT.)	REBOUNDS OFF-DEF-TOT	AST	PF-DQ	TO	STL-BLK	PTS-AVG
1996-97	6-0-47	6-13 (.462)	3-5 (.600)	2-2 (1.000)	1-1-2	4	3-0	6	0-0	17-2.8
TOTALS	6-0-47	6-13 (.462)	3-5 (.600)	2-2 (1.000)	1-1-2	4	3-0	6	0-0	17-2.8

32 Otis Smith (Jacksonville '86) Pos: G-F Ht: 6-5 Wt: 210 DOB: 1-30-64

YEAR	G-GS-MIN	FGM-FGA (PCT.)	3FGM-3FGA (PCT.)	FTM-FTA (PCT.)	REBOUNDS OFF-DEF-TOT	AST	PF-DQ	TO	STL-BLK	PTS-AVG
1989-90	65-35-1644	348-708 (.492)	10-40 (.250)	169-222 (.761)	117-183-300	147	174-0	102	76-57	875-13.5
1990-91	75-39-1885	407-902 (.451)	9-46 (.196)	221-301 (.734)	176-213-389	169	190-1	140	85-35	1044-13.9
1991-92	55-5-877	116-318 (.365)	8-21 (.381)	70-91 (.769)	40-76-116	57	85-1	62	36-13	310-5.6
TOTALS	195-79-4406	871-1928 (.452)	27-107 (.252)	460-614 (.750)	333-472-805	373	449-2	304	197-105	2229-11.4

5 Marreese Speights (Florida) Pos: F-C Ht: 6-10 Wt: 255 DOB: 8-4-87

YEAR	G-GS-MIN	FGM-FGA (PCT.)	3FGM-3FGA (PCT.)	FTM-FTA (PCT.)	REBOUNDS OFF-DEF-TOT	AST	PF-DQ	TO	STL-BLK	PTS-AVG
2017-18	52-3-675	138-349 (.395)	86-233 (.369)	40-55 (.727)	21-112-133	40	106-0	40	8-22	402-7.7
TOTALS	52-3-675	138-349 (.395)	86-233 (.369)	40-55 (.727)	21-112-133	40	106-0	40	8-22	402-7.7

50 Felton Spencer (Louisville '90) Pos: C Ht: 7-0 Wt: 280 DOB: 1-5-68

YEAR	G-GS-MIN	FGM-FGA (PCT.)	3FGM-3FGA (PCT.)	FTM-FTA (PCT.)	REBOUNDS OFF-DEF-TOT	AST	PF-DQ	TO	STL-BLK	PTS-AVG
1996-97	1-1-19	2-2 (1.000)	0-0 (---)	0-0 (---)	5-1-6	1	2-0	1	0-0	4-4.0
TOTALS	1-1-19	2-2 (1.000)	0-0 (---)	0-0 (---)	5-1-6	1	2-0	1	0-0	4-4.0

2/9 DeShawn Stevenson (Washington Union HS '00) Pos: G Ht: 6-5 Wt: 210 DOB: 4-3-81

YEAR	G-GS-MIN	FGM-FGA (PCT.)	3FGM-3FGA (PCT.)	FTM-FTA (PCT.)	REBOUNDS OFF-DEF-TOT	AST	PF-DQ	TO	STL-BLK	PTS-AVG
2003-04	26-24-933	115-285 (.404)	12-41 (.293)	49-71 (.690)	36-84-120	66	54-0	40	24-1	291-11.2
2004-05	55-27-1089	174-426 (.408)	25-67 (.373)	56-101 (.554)	38-64-102	69	73-0	57	16-9	429-7.8
2005-06	82-82-2648	359-781 (.460)	2-15 (.133)	180-242 (.744)	59-182-241	160	178-2	123	58-17	900-11.0
TOTALS	163-133-4670	648-1492 (.434)	39-123 (.317)	285-414 (.688)	133-330-463	295	305-2	220	98-27	1620-9.9

31 Rod Strickland (DePaul '88) Pos: G Ht: 6-3 Wt: 185 DOB: 7-11-66

YEAR	G-GS-MIN	FGM-FGA (PCT.)	3FGM-3FGA (PCT.)	FTM-FTA (PCT.)	REBOUNDS OFF-DEF-TOT	AST	PF-DQ	TO	STL-BLK	PTS-AVG
2003-04	46-9-915	122-269 (.454)	10-33 (.303)	57-76 (.750)	24-94-118	185	59-0	67	27-7	311-6.8
TOTALS	46-9-915	122-269 (.454)	10-33 (.303)	57-76 (.750)	24-94-118	185	59-0	67	27-7	311-6.8

33 Derek Strong (Xavier '90) Pos: F Ht: 6-9 Wt: 240 DOB: 2-9-68

YEAR	G-GS-MIN	FGM-FGA (PCT.)	3FGM-3FGA (PCT.)	FTM-FTA (PCT.)	REBOUNDS OFF-DEF-TOT	AST	PF-DQ	TO	STL-BLK	PTS-AVG
1996-97	82-21-2004	262-586 (.447)	0-13 (0.000)	175-218 (.803)	174-345-519	73	196-2	102	47-20	699-8.5
1997-98	58-8-1638	259-617 (.420)	0-4 (0.000)	218-279 (.781)	152-275-427	51	122-0	74	31-24	736-12.7
1998-99	44-0-695	76-180 (.422)	0-2 (0.000)	71-99 (.717)	66-95-161	17	64-0	37	15-7	223-5.1
1999-00	20-0-148	21-48 (.438)	1-4 (.250)	11-14 (.786)	11-33-44	4	15-0	12	5-2	54-2.7
TOTALS	204-29-4485	618-1431 (.432)	1-23 (.043)	475-610 (.779)	403-748-1151	145	397-2	225	98-53	1712-8.4

4 Jalen Suggs (Gonzaga) Pos: G Ht: 6-5 Wt: 205 DOB: 6-3-01

YEAR	G-GS-MIN	FGM-FGA (PCT.)	3FGM-3FGA (PCT.)	FTM-FTA
------	----------	----------------	------------------	---------

ALL-TIME ROSTER

8 Adonis Thomas (Memphis) Pos: G-F Ht: 6-7 Wt: 235 DOB: 3-25-93

YEAR	G-GS-MIN	FGM-FGA (PCT.)	3FGM-3FGA (PCT.)	FTM-FTA (PCT.)	REBOUNDS OFF-DEF-TOT	AST	PF-DQ	TO	STL-BLK	PTS-AVG
2013-14	4-0-24	3-9 (.333)	0-3 (.000)	1-1 (1.000)	0-3-3	2	2-0	0	0-0	7-1.8
TOTALS	4-0-24	3-9 (.333)	0-3 (.000)	1-1 (1.000)	0-3-3	2	2-0	0	0-0	7-1.8

23 Carl Thomas (Eastern Michigan '91) Pos: G Ht: 6-4 Wt: 195 DOB: 10-3-69

YEAR	G-GS-MIN	FGM-FGA (PCT.)	3FGM-3FGA (PCT.)	FTM-FTA (PCT.)	REBOUNDS OFF-DEF-TOT	AST	PF-DQ	TO	STL-BLK	PTS-AVG
1997-98	4-0-15	4-5 (.800)	0-0 (---)	1-2 (.500)	0-0-0	1	0-0	0	0-1	9-2.3
TOTALS	4-0-15	4-5 (.800)	0-0 (---)	1-2 (.500)	0-0-0	1	0-0	0	0-1	9-2.3

22 Brooks Thompson (Oklahoma St. '94) Pos: G Ht: 6-4 Wt: 193 DOB: 7-19-70

YEAR	G-GS-MIN	FGM-FGA (PCT.)	3FGM-3FGA (PCT.)	FTM-FTA (PCT.)	REBOUNDS OFF-DEF-TOT	AST	PF-DQ	TO	STL-BLK	PTS-AVG
1994-95	38-2-246	45-114 (.395)	18-58 (.310)	8-12 (.667)	7-16-23	43	46-1	27	10-2	116-31.1
1995-96	33-0-246	48-103 (.466)	25-64 (.391)	19-27 (.704)	40-24-31	31	35-0	24	12-0	140-4.2
TOTALS	71-2-492	93-217 (.429)	43-122 (.352)	27-39 (.692)	11-36-47	74	81-1	51	22-2	256-30.6

5 Stephen Thompson (Syracuse '90) Pos: G Ht: 6-4 Wt: 190 DOB: 10-13-57

YEAR	G-GS-MIN	FGM-FGA (PCT.)	3FGM-3FGA (PCT.)	FTM-FTA (PCT.)	REBOUNDS OFF-DEF-TOT	AST	PF-DQ	TO	STL-BLK	PTS-AVG
1991-92	1-0-15	1-3 (.333)	0-0 (---)	0-0 (---)	0-1-1	1	2-0	2	0-0	2-2.0
TOTALS	1-0-15	1-3 (.333)	0-0 (---)	0-0 (---)	0-1-1	1	2-0	2	0-0	2-2.0

12 Sindarius Thornwell (South Carolina) Pos: G Ht: 6-4 Wt: 215 DOB: 11-15-94

YEAR	G-GS-MIN	FGM-FGA (PCT.)	3FGM-3FGA (PCT.)	FTM-FTA (PCT.)	REBOUNDS OFF-DEF-TOT	AST	PF-DQ	TO	STL-BLK	PTS-AVG
2020-21	7-0-144	8-25 (.320)	4-14 (.286)	4-6 (.667)	2-11-13	17	12-0	3	8-1	24-3.4
TOTALS	7-0-144	8-25 (.320)	4-14 (.286)	4-6 (.667)	2-11-13	17	12-0	3	8-1	24-3.4

40 Tom Tolbert (Arizona '88) Pos: F Ht: 6-8 Wt: 240 DOB: 10-16-65

YEAR	G-GS-MIN	FGM-FGA (PCT.)	3FGM-3FGA (PCT.)	FTM-FTA (PCT.)	REBOUNDS OFF-DEF-TOT	AST	PF-DQ	TO	STL-BLK	PTS-AVG
1992-93	72-61-1838	226-454 (.498)	9-28 (.321)	122-168 (.726)	133-279-412	91	192-4	124	33-21	583-8.1
TOTALS	72-61-1838	226-454 (.498)	9-28 (.321)	122-168 (.726)	133-279-412	91	192-4	124	33-21	583-8.1

55 Keith Tower (Notre Dame '92) Pos: F Ht: 6-11 Wt: 250 DOB: 5-15-70

YEAR	G-GS-MIN	FGM-FGA (PCT.)	3FGM-3FGA (PCT.)	FTM-FTA (PCT.)	REBOUNDS OFF-DEF-TOT	AST	PF-DQ	TO	STL-BLK	PTS-AVG
1993-94	11-0-32	4-9 (.444)	0-0 (---)	0-0 (---)	0-6-6	1	6-0	0	0-0	8-0.7
1994-95	3-0-7	0-2 (.000)	0-0 (---)	1-2 (.500)	1-2-3	0	1-0	1	0-0	1-0.3
TOTALS	14-0-39	4-11 (.364)	0-0 (---)	1-2 (.500)	1-8-9	1	7-0	1	0-0	9-0.6

15 Hidayet "Hedo" Turkoglu (Turkey) Pos: F Ht: 6-10 Wt: 220 DOB: 3-19-79

YEAR	G-GS-MIN	FGM-FGA (PCT.)	3FGM-3FGA (PCT.)	FTM-FTA (PCT.)	REBOUNDS OFF-DEF-TOT	AST	PF-DQ	TO	STL-BLK	PTS-AVG
2004-05	67-11-1757	328-782 (.419)	93-245 (.380)	188-225 (.836)	62-171-233	153	140-0	119	41-18	937-14.0
2005-06	78-59-2615	398-877 (.454)	114-283 (.403)	255-296 (.861)	70-263-333	216	234-5	130	70-21	1165-14.9
2006-07	73-73-2268	345-823 (.419)	109-281 (.388)	171-219 (.781)	57-236-293	233	221-4	143	70-16	970-13.3
2007-08	82-82-3026	556-1219 (.456)	166-415 (.400)	324-391 (.829)	83-388-471	409	244-1	246	74-25	1602-19.5
2008-09	77-77-2815	423-1025 (.413)	134-376 (.356)	314-389 (.807)	45-365-410	375	218-3	204	64-19	1294-16.8
2010-11	56-56-1910	237-529 (.448)	86-213 (.404)	80-120 (.667)	25-231-256	285	170-2	101	54-20	640-11.4
2011-12	53-53-1653	209-504 (.415)	91-258 (.353)	67-95 (.705)	24-175-199	233	139-0	142	45-17	576-10.9
2012-13	11-1-189	14-53 (.264)	1-24 (.042)	3-6 (.500)	4-22-26	23	11-0	12	7-1	32-2.9
TOTALS	497-412-16233	2510-5812 (.432)	794-2095 (.379)	1402-1741 (.805)	370-1851-2221	1927	1377-15	1097	425-137	7216-14.5

31 Jeff Turner (Vanderbilt '84) Pos: F Ht: 6-9 Wt: 244 DOB: 4-9-62

YEAR	G-GS-MIN	FGM-FGA (PCT.)	3FGM-3FGA (PCT.)	FTM-FTA (PCT.)	REBOUNDS OFF-DEF-TOT	AST	PF-DQ	TO	STL-BLK	PTS-AVG
1989-90	60-15-1105	132-308 (.429)	2-10 (.200)	42-54 (.778)	52-175-227	53	161-4	61	23-12	308-5.1
1990-91	71-43-1683	259-532 (.487)	6-15 (.400)	85-112 (.759)	108-255-363	97	234-5	126	29-10	609-8.6
1991-92	75-42-1591	225-499 (.451)	1-8 (.125)	79-114 (.693)	62-184-246	92	229-6	106	24-16	530-7.1
1992-93	75-20-1479	231-437 (.529)	10-17 (.588)	56-70 (.800)	74-178-252	107	192-2	66	19-9	528-7.0
1993-94	68-51-1536	199-426 (.467)	18-55 (.327)	35-45 (.778)	79-192-271	60	239-1	75	23-11	451-6.6
1994-95	49-5-576	73-178 (.410)	27-75 (.360)	26-29 (.897)	23-74-97	38	102-2	22	12-3	199-4.1
1995-96	13-0-192	18-51 (.353)	9-27 (.333)	2-2 (1.000)	10-18-28	6	33-2	11	2-1	47-3.6
TOTALS	411-176-8162	1137-2431 (.468)	73-207 (.353)	325-426 (.763)	408-1076-1484	453	1190-22	467	132-62	2672-6.5

19 Beno Udrih (Slovenia) Pos: G Ht: 6-3 Wt: 203 DOB: 7-5-82

YEAR	G-GS-MIN	FGM-FGA (PCT.)	3FGM-3FGA (PCT.)	FTM-FTA (PCT.)	REBOUNDS OFF-DEF-TOT	AST	PF-DQ	TO	STL-BLK	PTS-AVG
2012-13	27-9-738	97-238 (.408)	21-53 (.396)	60-70 (.857)	17-46-63	164	51-0	55	25-1	275-10.2
TOTALS	27-9-738	97-238 (.408)	21-53 (.396)	60-70 (.857)	17-46-63	164	51-0	55	25-1	275-10.2

42 David Vaughn (Memphis State '95) Pos: F Ht: 6-9 Wt: 240 DOB: 3-23-73

YEAR	G-GS-MIN	FGM-FGA (PCT.)	3FGM-3FGA (PCT.)	FTM-FTA (PCT.)	REBOUNDS OFF-DEF-TOT	AST	PF-DQ	TO	STL-BLK	PTS-AVG
1995-96	33-0-266	27-80 (.338)	0-1 (.000)	10-18 (.556)	33-47-80	8	68-2	18	6-15	64-1.9
1996-97	35-6-298	31-72 (.431)	0-0 (---)	19-30 (.633)	35-60-95	7	43-0	29	8-15	81-2.3
TOTALS	68-6-564	58-152 (.382)	0-1 (.000)	29-48 (.604)	68-107-175	15	111-2	47	14-30	145-2.1

11 Jacque Vaughn (Kansas '97) Pos: G Ht: 6-1 Wt: 190 DOB: 2-11-75

YEAR	G-GS-MIN	FGM-FGA (PCT.)	3FGM-3FGA (PCT.)	FTM-FTA (PCT.)	REBOUNDS OFF-DEF-TOT	AST	PF-DQ	TO	STL-BLK	PTS-AVG
2002-03	80-48-1686	184-411 (.448)	8-34 (.235)	97-125 (.776)	26-92-118	232	169-1	97	64-2	473-5.9
TOTALS	80-48-1686	184-411 (.448)	8-34 (.235)	97-125 (.776)	26-92-118	232	169-1	97	64-2	473-5.9

20 Rashad Vaughn (UNLV) Pos: G Ht: 6-6 Wt: 210 DOB: 8-10-96

YEAR	G-GS-MIN	FGM-FGA (PCT.)	3FGM-3FGA (PCT.)	FTM-FTA (PCT.)	REBOUNDS OFF-DEF-TOT	AST	PF-DQ	TO	STL-BLK	PTS-AVG
2017-18	5-0-35	2-6 (.333)	1-2 (.500)	0-0 (---)	1-3-4	0	2-0	2	1-0	5-1.0
TOTALS	5-0-35	2-6 (.333)	1-2 (.500)	0-0 (---)	1-3-4	0	2-0	2	1-0	5-1.0

11 Sam Vincent (Michigan St. '85) Pos: G Ht: 6-2 Wt: 185 DOB: 5-18-63

YEAR	G-GS-MIN	FGM-FGA (PCT.)	3FGM-3FGA (PCT.)	FTM-FTA (PCT.)	REBOUNDS OFF-DEF-TOT	AST	PF-DQ	TO	STL-BLK	PTS-AVG
1989-90	63-45-1657	258-564 (.457)	1-14 (.071)	188-214 (.879)	37-157-194	354	108-1	132	65-20	705-11.2
1990-91	49-17-975	152-353 (.431)	3-19 (.158)	99-120 (.825)	17-90-107	197	74-0	91	30-5	406-8.3
1991-92	39-18-885	150-349 (.430)	1-13 (.077)	110-130 (.846)	19-82-101	148	55-1	72	35-4	411-10.5
TOTALS	151-80-3517	560-1266 (.442)	5-46 (.109)	397-464 (.856)	73-329-402	699	237-2	295	130-29	1522-10.1

9 Nikola Vučević (USC) Pos: C Ht: 7-0 Wt: 250 DOB: 10-24-90

YEAR	G-GS-MIN	FGM-FGA (PCT.)	3FGM-3FGA (PCT.)	FTM-FTA (PCT.)	REBOUNDS OFF-DEF-TOT	AST	PF-DQ	TO	STL-BLK	PTS-AVG
2012-13	77-77-2559	461-889 (.519)	0-3 (.000)	86-126 (.683)	273-644-917	143	218-4	141	61-79	1008-13.1
2013-14	57-57-1812	353-696 (.507)	0-0 (---)	105-137 (.766)	185-441-626	104	169-4	112	60-47	811-14.2
2014-15	74-74-2529	631-1206 (.523)	2-6 (.333)	164-218 (.752)	238-572-810	147	220-3	148	54-54	1428-19.3
2015-16	65-60-2037	533-1046 (.510)	2-9 (.222)	113-150 (.753)	174-402-576	179	173-2	123	53-70	1181-18.2
2016-17	75-55-2163	483-1031 (.468)	23-75 (.307)	107-160 (.669)	176-603-779	208	180-0	117	76-74	1096-14.6
2017-18	57-57-1683	399-840 (.475)	64-204 (.314)	77-94 (.819)	101-422-523	191	144-0	109	56-62	939-16.5
2018-19	80-80-2510	701-1354 (.518)	84-231 (.364)	179-227 (.789)	224-736-960	307	157-1	159	81-89	1665-20.8
2019-20	62-62-1998	493-1033 (.477)	98-289 (.339)	131-167 (.784)	140-533-673	222	135-1	88	54-47	1215-19.6
2020-21	44-44-1500	436-908 (.480)	117-288 (.406)	91-110 (.827)	87-430-517	167	79-0	83	42-28	1080-24.5
TOTALS	591-564-18791	4490-9003 (.499)	390-1105 (.353)	1053-1389 (.758)	1598-4783-6381	1668	1475-15	1080	537-550	10423-17.6

1 Von Wafer (Florida State) Pos: G Ht: 6-5 Wt: 209 DOB: 7-21-85

YEAR	G-GS-MIN	FGM-FGA (PCT.)	3FGM-3FGA (PCT.)	FTM-FTA (PCT.)	REBOUNDS OFF-DEF-TOT	AST	PF-DQ	TO	STL-BLK	PTS-AVG
2011-12	33-1-469	71-157 (.452)	14-39 (.359)	38-54 (.704)	6-39-45	29				

ALL-TIME ROSTER

4 Ben Wallace (Virginia Union '96) Pos: F Ht: 6-9 Wt: 240 DOB: 9-10-74

YEAR	G-GS-MIN	FGM-FGA (PCT.)	3FGM-3FGA (PCT.)	FTM-FTA (PCT.)	REBOUNDS OFF-DEF-TOT	AST	PF-DQ	TO	STL-BLK	PTS-AVG
1999-00	81-81-1959	168-334 (.503)	0-0 (---)	54-114 (.474)	211-454-665	67	162-0	67	72-130	390-4.8
TOTALS	81-81-1959	168-334 (.503)	0-0 (---)	54-114 (.474)	211-454-665	67	162-0	67	72-130	390-4.8

32 C.J. Watson (Tennessee) Pos: G Ht: 6-2 Wt: 175 DOB: 4-17-84

YEAR	G-GS-MIN	FGM-FGA (PCT.)	3FGM-3FGA (PCT.)	FTM-FTA (PCT.)	REBOUNDS OFF-DEF-TOT	AST	PF-DQ	TO	STL-BLK	PTS-AVG
2015-16	33-2-656	47-137 (.343)	14-48 (.292)	34-39 (.872)	10-56-66	88	49-0	25	19-5	142-4.3
2016-17	62-9-1013	96-248 (.387)	32-105 (.305)	57-66 (.864)	16-73-89	114	84-0	47	43-2	281-4.5
TOTALS	95-11-1669	143-385 (.371)	46-153 (.301)	91-105 (.867)	26-129-155	202	133-0	72	62-7	423-4.5

4 Anthony "Spud" Webb (N.C. State '85) Pos: G Ht: 5-7 Wt: 133 DOB: 7-13-63

YEAR	G-GS-MIN	FGM-FGA (PCT.)	3FGM-3FGA (PCT.)	FTM-FTA (PCT.)	REBOUNDS OFF-DEF-TOT	AST	PF-DQ	TO	STL-BLK	PTS-AVG
1997-98	4-0-34	5-12 (.417)	0-1 (.000)	2-2 (1.000)	2-1-3	5	6-0	7	1-0	12-3.0
TOTALS	4-0-34	5-12 (.417)	0-1 (.000)	2-2 (1.000)	2-1-3	5	6-0	7	1-0	12-3.0

12 Chris Whitney (Clemson '93) Pos: G Ht: 6-0 Wt: 175 DOB: 10-5-71

YEAR	G-GS-MIN	FGM-FGA (PCT.)	3FGM-3FGA (PCT.)	FTM-FTA (PCT.)	REBOUNDS OFF-DEF-TOT	AST	PF-DQ	TO	STL-BLK	PTS-AVG
2002-03	22-1-290	30-88 (.341)	7-36 (.194)	11-12 (.917)	2-19-21	21	15-0	16	12-1	78-3.5
TOTALS	22-1-290	30-88 (.341)	7-36 (.194)	11-12 (.917)	2-19-21	21	15-0	16	12-1	78-3.5

23 C.J. Wilcox (Washington) Pos: G Ht: 6-5 Wt: 195 DOB: 12-30-90

YEAR	G-GS-MIN	FGM-FGA (PCT.)	3FGM-3FGA (PCT.)	FTM-FTA (PCT.)	REBOUNDS OFF-DEF-TOT	AST	PF-DQ	TO	STL-BLK	PTS-AVG
2016-17	22-0-108	8-31 (.258)	3-15 (.200)	2-2 (1.000)	4-8-12	12	8-0	6	2-1	21-1.0
TOTALS	22-0-108	8-31 (.258)	3-15 (.200)	2-2 (1.000)	4-8-12	12	8-0	6	2-1	21-1.0

20 Mornon Wiley (Long Beach St. '88) Pos: G Ht: 6-4 Wt: 192 DOB: 9-24-66

YEAR	G-GS-MIN	FGM-FGA (PCT.)	3FGM-3FGA (PCT.)	FTM-FTA (PCT.)	REBOUNDS OFF-DEF-TOT	AST	PF-DQ	TO	STL-BLK	PTS-AVG
1989-90	40-2-638	92-208 (.442)	17-46 (.370)	28-38 (.737)	13-39-52	114	65-0	63	45-3	229-5.7
1990-91	34-0-350	45-108 (.417)	6-12 (.500)	17-25 (.680)	4-13-17	73	37-1	34	24-0	113-3.3
1991-92	9-0-90	9-28 (.321)	0-4 (.000)	3-5 (.600)	2-5-7	13	13-0	8	4-0	21-2.3
TOTALS	83-2-1078	146-344 (.424)	23-62 (.371)	48-68 (.706)	19-57-76	200	115-1	105	73-3	363-4.4

21 Dominique Wilkins (Georgia '82) Pos: G-F Ht: 6-8 Wt: 224 DOB: 2-12-60

YEAR	G-GS-MIN	FGM-FGA (PCT.)	3FGM-3FGA (PCT.)	FTM-FTA (PCT.)	REBOUNDS OFF-DEF-TOT	AST	PF-DQ	TO	STL-BLK	PTS-AVG
1988-99	27-2-252	50-132 (.379)	5-19 (.263)	29-42 (.690)	30-41-71	16	19-0	23	4-1	134-5.0
TOTALS	27-2-252	50-132 (.379)	5-19 (.263)	29-42 (.690)	30-41-71	16	19-0	23	4-1	134-5.0

21/9 Gerald Wilkins (Tenn.-Chattanooga '85) Pos: G-F Ht: 6-6 Wt: 225 DOB: 9-11-63

YEAR	G-GS-MIN	FGM-FGA (PCT.)	3FGM-3FGA (PCT.)	FTM-FTA (PCT.)	REBOUNDS OFF-DEF-TOT	AST	PF-DQ	TO	STL-BLK	PTS-AVG
1996-97	80-26-2202	323-759 (.426)	66-203 (.325)	136-190 (.716)	59-114-173	173	144-0	123	54-12	848-10.6
1997-98	72-16-1252	141-434 (.325)	29-109 (.266)	69-98 (.704)	16-74-90	78	78-0	79	34-6	380-5.3
1998-99	3-0-28	0-9 (.000)	0-0 (---)	2-2 (1.000)	0-1-1	1	3-0	3	0-0	2-0.7
TOTALS	155-42-3482	464-1202 (.386)	95-312 (.304)	207-290 (.714)	75-189-264	252	225-0	205	88-18	1230-7.9

8 Brian Williams (Arizona '92) Pos: F-C Ht: 6-4 Wt: 242 DOB: 4-6-69

YEAR	G-GS-MIN	FGM-FGA (PCT.)	3FGM-3FGA (PCT.)	FTM-FTA (PCT.)	REBOUNDS OFF-DEF-TOT	AST	PF-DQ	TO	STL-BLK	PTS-AVG
1991-92	48-2-905	171-324 (.528)	0-0 (---)	95-142 (.669)	115-157-272	33	139-2	86	41-53	437-9.1
1992-93	21-0-240	40-78 (.513)	0-1 (.000)	16-20 (.800)	24-32-56	5	48-2	25	14-17	96-4.6
TOTALS	69-2-1145	211-402 (.525)	0-1 (.000)	111-162 (.685)	139-189-328	38	187-4	111	55-70	533-7.7

44 Jason Williams (Florida) Pos: G Ht: 6-1 Wt: 190 DOB: 11-18-75

YEAR	G-GS-MIN	FGM-FGA (PCT.)	3FGM-3FGA (PCT.)	FTM-FTA (PCT.)	REBOUNDS OFF-DEF-TOT	AST	PF-DQ	TO	STL-BLK	PTS-AVG
2009-10	82-18-1703	189-426 (.444)	84-221 (.380)	31-41 (.756)	7-119-126	298	65-0	87	53-3	493-6.0
2010-11	16-0-171	13-38 (.342)	7-23 (.304)	0-0 (---)	3-19-22	24	6-0	11	8-0	33-2.1
TOTALS	98-18-1874	202-464 (.435)	91-244 (.373)	31-41 (.756)	10-138-148	322	71-0	98	61-3	526-5.4

43 Lorenzo Williams (Stetson '91) Pos: F Ht: 6-9 Wt: 200 DOB: 7-15-69

YEAR	G-GS-MIN	FGM-FGA (PCT.)	3FGM-3FGA (PCT.)	FTM-FTA (PCT.)	REBOUNDS OFF-DEF-TOT	AST	PF-DQ	TO	STL-BLK	PTS-AVG
1992-93	3-0-10	0-2 (.000)	0-0 (---)	0-0 (---)	1-1-2	0	2-0	0	1-1	0-0.0
1993-94	3-0-19	1-6 (.167)	0-1 (.000)	0-0 (---)	3-1-4	2	3-0	0	2-3	2-0.7
TOTALS	6-0-29	1-8 (.125)	0-1 (.000)	0-0 (---)	4-2-6	2	5-0	0	3-4	2-0.3

3 Monty Williams (Notre Dame '94) Pos: F Ht: 6-8 Wt: 225 DOB: 10-8-71

YEAR	G-GS-MIN	FGM-FGA (PCT.)	3FGM-3FGA (PCT.)	FTM-FTA (PCT.)	REBOUNDS OFF-DEF-TOT	AST	PF-DQ	TO	STL-BLK	PTS-AVG
1999-00	75-23-1501	263-538 (.489)	2-5 (.400)	123-166 (.741)	96-154-250	106	187-1	109	46-17	651-8.7
2000-01	82-0-1211	162-364 (.445)	1-13 (.077)	85-133 (.639)	86-157-243	79	136-1	85	29-16	410-5.0
2001-02	68-19-1284	198-362 (.547)	0-4 (.000)	88-134 (.657)	80-155-235	96	134-1	86	49-17	484-7.1
TOTALS	225-42-3996	623-1264 (.493)	2-33 (.136)	296-433 (.684)	262-466-728	281	287-3	280	124-50	1545-6.9

11 Shammond Williams (North Carolina '98) Pos: G Ht: 6-1 Wt: 201 DOB: 4-5-75

YEAR	G-GS-MIN	FGM-FGA (PCT.)	3FGM-3FGA (PCT.)	FTM-FTA (PCT.)	REBOUNDS OFF-DEF-TOT	AST	PF-DQ	TO	STL-BLK	PTS-AVG
2003-04	37-2-525	59-151 (.391)	25-74 (.338)	40-45 (.889)	9-34-43	64	40-0	26	23-1	183-4.9
TOTALS	37-2-525	59-151 (.391)	25-74 (.338)	40-45 (.889)	9-34-43	64	40-0	26	23-1	183-4.9

12 Joe Wolf (North Carolina '87) Pos: F Ht: 6-11 Wt: 253 DOB: 12-17-64

YEAR	G-GS-MIN	FGM-FGA (PCT.)	3FGM-3FGA (PCT.)	FTM-FTA (PCT.)	REBOUNDS OFF-DEF-TOT	AST	PF-DQ	TO	STL-BLK	PTS-AVG
1995-96	63-8-1047	135-262 (.515)	0-6 (.000)	21-29 (.724)	49-136-185	63	161-4	40	13-5	291-4.6
TOTALS	63-8-1047	135-262 (.515)	0-6 (.000)	21-29 (.724)	49-136-185	63	161-4	40	13-5	291-4.6

42 Howard Wright (Stanford '89) Pos: F Ht: 6-8 Wt: 245 DOB: 12-20-67

YEAR	G-GS-MIN	FGM-FGA (PCT.)	3FGM-3FGA (PCT.)	FTM-FTA (PCT.)	REBOUNDS OFF-DEF-TOT	AST	PF-DQ	TO	STL-BLK	PTS-AVG
1990-91	8-0-136	15-41 (.366)	0-0 (---)	13-21 (.619)	10-27-37	3	23-0	9	3-5	43-5.4
1992-93	4-0-10	4-5 (.800)	0-0 (---)	0-2 (.000)	1-1-2	0	0-0	0	0-0	8-2.0
TOTALS	12-0-146	19-46 (.413)	0-0 (---)	13-23 (.565)	11-28-39	3	23-0	9	3-5	51-4.3

33 Stephen Zimmerman (UNLV) Pos: C Ht: 7-0 Wt: 240 DOB: 9-9-96

YEAR	G-GS-MIN	FGM-FGA (PCT.)	3FGM-3FGA (PCT.)	FTM-FTA (PCT.)	REBOUNDS OFF-DEF-TOT	AST	PF-DQ	TO	STL-BLK	PTS-AVG
2016-17	19-0-108	10-31 (.323)	0-0 (---)	3-5 (.600)	11-24-35	4	17-0	3	2-5	23-1.2
TOTALS	19-0-108	10-31 (.323)	0-0 (---)	3-5 (.600)	11-24-35	4	17-0	3	2-5	23-1.2

All-Time Magic Head Coaches

COACH	SEASONS	REGULAR SEASON			PLAYOFFS		
		W	L	PCT.	W	L	PCT.
Matt Guokas	1989-93	111	217	.338	--	--	--
Brian Hill	1993-97, 2005-07	267	192	.582	18	22	.450
Richie Adubato	1997	21	12	.636	2	3	.400
Chuck Daly	1997-99	74	58	.561	1	3	.250
Glenn "Doc" Rivers	1999-03	171	168	.504	5	10	.333
Johnny Davis	2003-05	51	84	.378	--	--	--
Chris Jent	2005	5	13	.278	--	--	--
Stan Van Gundy	2007-12	259	135	.657	31	28	.525
Jacque Vaughn	2012-15	58	158	.269	--	--	--
James Borrego	2015	10	20	.333	--	--	--
Scott Skiles	2015-16	35	47	.427	--	--	--
Frank Vogel	2016-18	54	110	.329	--	--	--
Steve Clifford	2018-21	96	131	.423	2	8	.200
Jamahl Mosley	2021-present	56	108	.341	--	--	--

ALL-TIME TRANSACTIONS

June 15, 1989	Select 12 players in the 1990 NBA Expansion Draft via conference call with the league office and the Minnesota Timberwolves. The Magic select in the following order: (1) Sidney Green, New York Knicks; (2) Reggie Theus, Atlanta Hawks; (3) Terry Catledge, Washington Bullets; (4) Sam Vincent, Indiana Pacers; (5) Otis Smith, Golden State Warriors; (6) Scott Skiles, Indiana Pacers; (7) Jerry Reynolds, Seattle SuperSonics; (8) Mark Acres, Boston Celtics; (9) Morlon Wiley, Dallas Mavericks; (10) Jim Farmer, Utah Jazz; (11) Keith Lee, New Jersey Nets; (12) Frank Johnson, Houston Rockets.
June 27, 1989	Select forward Nick Anderson (Illinois) in the first round of the 1989 NBA Draft (11th overall). Anderson is the first-ever draft selection by the franchise; select forward Michael Ansley (Alabama) in the second round of the 1989 NBA Draft (37th overall); acquire 6-11 center Dave Corzine from Chicago in exchange for Orlando's second round picks in 1990 and 1992.
June 29, 1989	Sign free agent Morlon Wiley to a two-year contract.
July 11, 1989	Sign rookie Michael Ansley and free agent Jeff Turner to two-year contracts. Ansley was the Magic's second-round pick of the Magic in the 1989 NBA Draft, while Turner was signed after spending the past season playing for Arexons Cantu in the Italian League.
September 27, 1989	Agree to terms with guard Perry Moss, forward-center Ben Poquette, center Jim Grandholm, and forward Bill Martin.
October 11, 1989	Waive Jim Grandholm and Bill Martin.
October 25, 1989	Waive Ben Poquette.
October 26, 1989	Waive Perry Moss.
October 29, 1989	Waive Frank Johnson.
November 3, 1989	Place Morlon Wiley on injured list (pulled right hamstring); reduce active opening day roster to league limit.
January 18, 1990	Sign forward Terry Catledge to six-year contract.
February 6, 1990	Sign guard Sam Vincent to three-year contract.
February 20, 1990	Sign forward Sidney Green to four-year contract.
February 22, 1990	Sign free-agent center Jawann Oldham to a 10-day contract.
March 3, 1990	Jawann Oldham rejects second Magic 10-day contract offer, and opts to sign 10-day contract with Los Angeles Lakers.
June 25, 1990	Acquire future second round draft picks in 1993 and 1995 from New Jersey in exchange for guard Reggie Theus.
June 27, 1990	Select forward Dennis Scott (Georgia Tech) in the first round of the 1990 NBA Draft (fourth overall); conveyed second round picks in 1993 and 1995 to Seattle in exchange for the Sonics not selecting Scott with their pick.
June 29, 1990	Extend qualifying offers to restricted free agents Scott Skiles and Mark Acres.
August 2, 1990	Sign Dennis Scott to five-year contract.
August 14, 1990	Sign free agent center Greg Kite to undisclosed one-year contract.

ALL-TIME TRANSACTIONS

October 10, 1990	Acquire center Mark McNamara and first-round pick in 1991 from San Antonio Spurs in exchange for Sidney Green.
November 15, 1990	Waive Mark McNamara; claim forward-center Howard Wright off waivers.
November 30, 1990	Waive guard Morlon Wiley.
December 4, 1990	Re-sign Morlon Wiley.
December 12, 1990	Waive Howard Wright.
April 6, 1991	Sign guard Scott Skiles to undisclosed multi-year contract.
April 25, 1991	Sign Jerry Reynolds to undisclosed multi-year contract.
June 26, 1991	Select forward Brian Williams (Arizona) in the first round of the 1991 NBA Draft (10th overall); select center Stanley Roberts (Louisiana State) in the first round of the 1991 NBA Draft (23rd overall); select guard Chris Corchiani (North Carolina State) in the second round of the 1991 NBA Draft (37th overall).
July 2, 1991	Sign Greg Kite to undisclosed multi-year contract.
September 17, 1991	Sign free agents Adrian Branch, Ricky Calloway, Reggie Hanson, Mike Morrison, and Kevin Williams.
September 19, 1991	The DeVos family purchases the Orlando Magic.
October 4, 1991	Sign free agent Jervis Cole.
October 5, 1991	Sign first-round pick Stanley Roberts; waive free agent Adrian Branch.
October 9, 1991	Waive free agents Reggie Hanson, Tito Horford, Mike Morrison, and Kevin Williams.
October 10, 1991	Sign Jeff Turner to multi-year contract.
October 23, 1991	Waive free agents Ricky Calloway and Jervis Cole.
October 26, 1991	Waive second-round pick Chris Corchiani and free agent Donald Royal.
November 18, 1991	Sign Brian Williams.
December 4, 1991	Waive Morlon Wiley.
December 31, 1991	Sign Anthony Bowie.
January 2, 1992	Sign Stephen Thompson.
January 4, 1992	Sign Chris Corchiani.
January 7, 1992	Waive Stephen Thompson.
January 10, 1992	Sign Sean Higgins to 10-day contract.
January 20, 1992	Sign Sean Higgins to second 10-day contract.
January 28, 1992	Sign Sean Higgins for remainder of season.
June 17, 1992	Renounce rights to unrestricted free agents Mark Acres and Otis Smith.
June 24, 1992	Select center Shaquille O'Neal (Louisiana State) with the first overall selection of the 1992 NBA Draft.
June 30, 1992	Tender qualifying contract offers to restricted free agents Chris Corchiani and Stanley Roberts.

ALL-TIME TRANSACTIONS

July 7, 1992	Acquire the draft rights to Litterial Green from Chicago in exchange for a second-round draft pick in 1993.
August 4, 1992	Acquire Lester Conner from Milwaukee in exchange for Sam Vincent and a second-round draft pick.
August 7, 1992	Sign Shaquille O'Neal, marking the earliest draft that the #1 pick in the NBA Draft has signed since 1981; match offer sheet of Dallas Mavericks to restricted free agent Stanley Roberts.
August 22, 1992	Trade center Stanley Roberts in a three-way deal with New York and Los Angeles Clippers for two first-round draft picks. New York receives Doc Rivers, Bo Kimble and Charles Smith from Clippers, while Clippers receive Mark Jackson, a 1995 second-round pick from New York and Roberts from Orlando.
August 26, 1992	Signed free agent guard Anthony Bowie, free agent Donald Royal, and rookie Litterial Green.
November 25, 1992	Sign Lorenzo Williams.
December 3, 1992	Waive Chris Corchiani; acquire Steve Kerr from Cleveland in exchange for a 1992 second-round draft pick.
December 10, 1992	Waive Lorenzo Williams.
March 5, 1993	Sign Nick Anderson to a new multi-year contract.
April 8, 1993	Sign Howard Wright to a 10-day contract.
April 18, 1993	Sign Howard Wright to a second 10-day contract.
May 23, 1993	Having just one of 66 ping pong balls in the cylinder, Orlando's number comes up to give the Magic the first selection in the 1993 NBA Draft. Then-General Manager Pat Williams represented the Magic at the draft lottery proceedings.
June 30, 1993	Name Brian Hill head coach after Matt Guokas moves to the front office position of vice president of basketball development; select forward Chris Webber (Michigan) with the first overall selection in 1993 NBA Draft; acquired the draft rights to Anfernee Hardaway (Memphis State, third overall) and three future first-round picks (1996, 1998, 2000) from Golden State in exchange for the draft rights to Webber; select center Geert Hammink (Louisiana State) in the first round of the 1993 NBA Draft (26th overall).
July 10, 1993	Name Bob Hill and Wayne "Tree" Rollins assistant coaches to Brian Hill.
August 4, 1993	Announce Geert Hammink has signed a one-year contract with Cantu of the Italian League.
August 19, 1993	Acquire Todd Lichti, Anthony Cook and a second-round pick from Denver in exchange for Brian Williams.
September 8, 1993	Sign free agent Mike Iuzzolino.
September 16, 1993	Sign free agent Donald Royal
September 23, 1993	Sign free agent Larry Krystkowiak.
October 7, 1993	Reach contract agreement with Anfernee Hardaway.
October 8, 1993	Announce re-signing of free agent Litterial Green; name Buzz Braman shooting consultant.

ALL-TIME TRANSACTIONS

October 15, 1993	Waive Terry Catledge.
October 18, 1993	Announce resignation of Matt Guokas who has accepted a position as an NBC analyst.
November 3, 1993	Waive Mike Iuzzolino.
November 22, 1993	Waive Jerry Reynolds.
November 30, 1993	Sign Lorenzo Williams.
December 22, 1993	Waive Lorenzo Williams.
January 10, 1994	Sign assistant coach Tree Rollins to 10-day player contract.
January 15, 1994	Acquire Anthony Avent from Milwaukee in exchange for Anthony Cook and a conditional 1994 first-round draft choice.
January 21, 1994	Sign Tree Rollins to second 10-day player contract.
January 31, 1994	Sign Tree Rollins for remainder of season.
February 23, 1994	Waive Todd Lichti.
April 20, 1994	Sign first-round draft choice Geert Hammink to a contract for the remainder of the season.
June 29, 1994	Select guard Brooks Thompson (Oklahoma State) in the first round of the 1994 NBA Draft (27th overall); select forward Rodney Dent (Kentucky) in the second round of the 1994 NBA Draft (31st overall).
July 1, 1994	Anfernee Hardaway exercises option to become free agent.
July 29, 1994	Acquire a future second-round draft pick (1996) and future considerations from Washington in exchange for Scott Skiles, a future first-round draft pick (1996) and future considerations.
September 19, 1994	Sign free agent Horace Grant.
September 22, 1994	Sign free agent Brian Shaw.
September 26, 1994	Hire Richie Adubato as assistant coach; name Tom Sterner pro scout/assistant coach.
October 5, 1994	Sign first-round draft choice Brooks Thompson.
October 6, 1994	Sign free agent Greg Grant.
October 15, 1994	Re-sign restricted free agent Anfernee Hardaway.
November 2, 1994	Waive center Greg Kite.
November 8, 1994	Sign Donald Royal to a contract extension.
November 9, 1994	Re-wrote and extended contract of Head Coach Brian Hill.
November 17, 1994	Waive Keith Tower.
November 21, 1994	Sign second-round draft choice Rodney Dent.
November 28, 1994	Waive Greg Grant.
April 8, 1995	Sign free agent guard Darrell Armstrong for remainder of season.
June 28, 1995	Select forward David Vaughn (Memphis State) in the first round of the 1995 NBA Draft (25th overall).

ALL-TIME TRANSACTIONS

September 22, 1995	Sign Darrell Armstrong.
October 2, 1995	Announce retirement of assistant coach Tree Rollins as a player.
October 3, 1995	Sign free agent center Jon Koncak.
October 5, 1995	Reach contract agreement with first-round draft choice David Vaughn; sign Brian Shaw to contract extension; sign Dennis Scott to contract extension; sign free agents Derrick Canada, Paul Graham, Travis Mays, Todd Mitchell, and Ivano Newbill to contracts.
October 11, 1995	Waive Derrick Canada and Paul Graham.
October 17, 1995	Waive Travis Mays.
October 31, 1995	Waive Ivano Newbill.
November 1, 1995	Acquire forward Larry Stewart and guard Kevin Pritchard from Vancouver in exchange for Anthony Avent.
November 2, 1995	Waive Todd Mitchell and Kevin Pritchard.
November 5, 1995	Sign Anthony Bowie; waive Larry Stewart.
November 10, 1995	Sign free agent forward Joe Wolf.
November 14, 1995	Sign Head Coach Brian Hill to multi-year contract extension.
December 8, 1995	Waive Geert Hammink.
February 22, 1996	Acquire forward Kenny Gattison and a second round draft pick from Vancouver in exchange for Jeff Turner.
April 15, 1996	Sign free agent forward Anthony Bonner for remainder of season.
April 29, 1996	Name Vice President of Basketball Operations/Player Personnel John Gabriel as general manager; promote General Manager Pat Williams to senior executive vice president.
June 26, 1996	Select forward Brian Evans (Indiana) in the first round of 1996 NBA Draft (27th overall); select forward-center Amal McCaskill (Marquette) in the second round of the 1996 NBA Draft (49th overall).
July 17, 1996	Re-sign free agent Horace Grant.
July 23, 1996	Sign first round draft pick Brian Evans.
July 31, 1996	Sign free agent guard Gerald Wilkins.
August 9, 1996	Acquire center Felton Spencer from Utah in exchange for guard Brooks Thompson, forward Kenny Gattison and a future first round draft selection.
August 17, 1996	Re-sign free agent Darrell Armstrong.
August 26, 1996	Sign free agent forward Derek Strong.
September 4, 1996	Sign free agent forward-center LeRon Ellis.
September 16, 1996	Announce Jon Koncak will be physically unable to play during 1996-97 season because of knee injury; sign second round draft pick Amal McCaskill.
September 30, 1996	Sign free agent forward Corey Allen, free agent forward Devin Gray and free agent guard Lonnie Harrell.

ALL-TIME TRANSACTIONS

October 17, 1996	Waive Lonnie Harrell.
October 19, 1996	Sign free agent center Dan Schayes.
October 23, 1996	Waive Devin Gray.
October 29, 1996	Waive Corey Allen.
October 31, 1996	Waive LeRon Ellis.
November 2, 1996	Acquire Rony Seikaly, Clifford Rozier and a future second round draft pick from Golden State in exchange for Jon Koncak, Donald Royal and Felton Spencer.
November 26, 1996	Sign free agent Dell Demps.
December 5, 1996	Waive Clifford Rozier.
December 10, 1996	Waive Dell Demps.
December 18, 1996	Sign free agent guard Kenny Smith.
January 6, 1997	Waive Kenny Smith.
February 18, 1997	Relieve Head Coach Brian Hill of duties; name Assistant Coach Richie Aduabato as interim head coach.
February 28, 1997	Announce that Richie Aduabato will be retained as head coach for the remainder of the 1996-97 season.
June 3, 1997	Name Chuck Daly head coach.
June 4, 1997	Name Julius "Dr. J" Erving as executive vice president.
June 25, 1997	Select forward Johnny Taylor (Tennessee-Chattanooga) in the first round of the 1997 NBA Draft (17th overall); select guard Eric Washington (Alabama) in the second round (47th overall) of the 1997 NBA Draft; acquire the draft rights to Jason Lawson (Villanova, 42nd overall) from Denver in exchange for the draft rights to Eric Washington and a future second-round draft pick in 1999.
June 27, 1997	Name Brendan Suhr assistant coach. Announce that Tree Rollins and Tom Sterner will be retained as assistant coaches on Chuck Daly's staff.
July 17, 1997	Re-sign free agent Derek Strong.
July 23, 1997	Sign first-round draft pick Johnny Taylor; re-sign free agent Amal McCaskill.
August 1, 1997	Waive Amal McCaskill.
August 6, 1997	Re-sign free agent Gerald Wilkins.
August 27, 1997	Re-sign free agent Nick Anderson.
September 5, 1997	Sign free agent forward-center Charles Outlaw; sign second-round draft selection Jason Lawson.
September 8, 1997	Sign free agent forward-center Tim Kempton.
September 11, 1997	Re-sign free agent Dan Schayes.
September 24, 1997	Acquire Derek Harper and Ed O'Bannon from Dallas in exchange for Dennis Scott.
September 30, 1997	Sign free agent Rick Brunson.
October 20, 1997	Waive Rick Brunson.

ALL-TIME TRANSACTIONS

October 26, 1997	Waive Ed O'Bannon.
October 27, 1997	Acquire Mark Price from Golden State in exchange for Brian Shaw and David Vaughn.
December 10, 1997	Sign free agent Carl Thomas to 10-day contract.
December 23, 1997	Waive Carl Thomas; sign free agent Donald Royal to a 10-day contract.
January 5, 1998	Waive Donald Royal; sign free agent Vernon Maxwell to a 10-day contract.
January 15, 1998	Sign Vernon Maxwell to a second 10-day contract.
January 24, 1998	Announce Vernon Maxwell's second ten-day contract has terminated.
February 16, 1998	Acquire Greg Foster, Chris Morris and a 1998 first-round draft selection from Utah in exchange for Rony Seikaly.
February 18, 1998	Trade nullified with Utah because of Rony Seikaly's failure to report.
February 19, 1998	Acquire David Benoit, Yinka Dare, Kevin Edwards and a first-round draft selection from New Jersey in exchange for Rony Seikaly and Brian Evans.
February 22, 1998	Sign free agent Anthony "Spud" Webb to a 10-day contract; waive Yinka Dare.
March 2, 1998	Sign free agent Kevin Ollie to a 10-day contract; waive Anthony "Spud" Webb.
March 12, 1998	Sign Kevin Ollie to second 10-day contract.
March 22, 1998	Sign Kevin Ollie for the remainder of the season.
June 24, 1998	Select center Michael Doleac (Utah) in the first round of the 1998 NBA Draft (12th pick overall); select center Keon Clark (UNLV) in the first round of the 1998 NBA Draft (13th pick overall); select forward Matt Harpring (Georgia Tech) in the first round of the 1998 NBA Draft (15th pick overall); select guard Miles Simon (Arizona) in the second round of the 1998 NBA Draft (42nd pick overall).
June 30, 1998	Waive Mark Price.
January 21, 1999	Acquire a first round draft selection from Denver in exchange for Johnny Taylor and the draft rights to Keon Clark; renounce Anthony Bonner, David Benoit, Kevin Edwards, Derek Harper, Jason Lawson, Kevin Ollie, Tree Rollins and Dan Schayes; sign free agent center Isaac Austin; sign guard Robert Conlisk, guard Damon Jones, center Jonathan Kerner and guard Ruben Nembhard; re-sign free agent guard Darrell Armstrong; re-sign free agent center Dan Schayes; sign draft selections Michael Doleac, Matt Harpring and Miles Simon.
January 22, 1999	Re-sign free agent Derek Strong; sign guard Eddie Casiano.
January 26, 1999	Re-sign free agent Gerald Wilkins; sign free agent guard Doug Overton; waive Eddie Casiano.
January 27, 1999	Waive Robert Conlisk.
February 2, 1999	Waive Damon Jones.
February 4, 1999	Waive Ruben Nembhard.
February 5, 1999	Sign free agent forward Dominique Wilkins.
February 26, 1999	Waive Doug Overton.
March 8, 1999	Sign free agent guard Kevin Ollie to a 10-day contract.

ALL-TIME TRANSACTIONS

March 14, 1999	Sign free agent guard B.J. Armstrong; waive Kevin Ollie.
May 24, 1999	Head Coach Chuck Daly announces his retirement and will remain as a consultant to General Manager John Gabriel.
June 7, 1999	Name Glenn "Doc" Rivers head coach.
June 14, 1999	Waive Dominique Wilkins.
June 25, 1999	Waive Gerald Wilkins.
June 30, 1999	Select forward Laron Profit (Maryland) in the second round of the 1999 NBA Draft (38th overall); obtain the draft rights to guard Louis Bullock (Michigan, 42nd pick overall) from Minnesota in exchange for future considerations; obtain the draft rights to forward Corey Maggette (Duke, 13th pick overall), along with forward Don MacLean, forward Billy Owens and guard Dale Ellis from Seattle in exchange for Horace Grant and two future second round picks (2000, 2001).
July 1, 1999	Name Dave Wohl assistant coach; sign Assistant Coach Eric Musselman to a new contract.
July 11, 1999	Name Johnny Davis assistant coach.
July 12, 1999	Sign forward Corey Magette.
August 3, 1999	Re-sign free agent Bo Outlaw; acquire guard Tariq Abdul-Wahad along with a future first round draft selection from Sacramento in exchange for Nick Anderson.
August 5, 1999	Acquire forward Pat Garrity, forward Danny Manning and two future first round draft selections from Phoenix in exchange for Anfernee Hardaway.
August 11, 1999	Acquire forward Terry Davis, forward Ben Wallace, guard Tim Legler and guard Jeff McInnis from Washington in exchange for Isaac Austin.
August 13, 1999	Acquire forward Harvey Grant and guard Anthony Parker from Philadelphia in exchange for Billy Owens.
August 19, 1999	Acquire forwards Chris Gatling and forward Armen Gilliam from Milwaukee in exchange for Dale Ellis and Danny Manning.
August 27, 1999	Acquire guard Lee Mayberry and forwards Makhtar Ndiaye, Rodrick Rhodes and Michael Smith from Vancouver in exchange for a future second round draft pick; also sent Don MacLean and a future first round draft pick to Houston as part of a three-team, 11-player deal.
September 16, 1999	Waive Jeff McInnis.
September 17, 1999	Sign forward Monty Williams; waive Makhtar Ndiaye and Tim Legler.
September 20, 1999	Sign free agents John Amaechi and Chucky Atkins.
September 22, 1999	Acquire a conditional second-round draft pick from Washington in exchange for the draft rights to LaRon Profit.
September 29, 1999	Sign Louis Bullock; waive Michael Smith.
October 2, 1999	Waive Harvey Grant.
October 4, 1999	Waive Rodrick Rhodes.

ALL-TIME TRANSACTIONS

October 27, 1999	Waive Louis Bullock.
October 28, 1999	Sign GM John Gabriel to a four-year contract extension.
October 29, 1999	Waive Terry Davis.
November 1, 1999	Waive Lee Mayberry.
November 15, 1999	Waive Armen Gilliam; sign Earl Boykins.
December 20, 1999	Waive Earl Boykins.
December 21, 1999	Sign Kiwane Garris.
January 4, 2000	Waive Kiwane Garris.
January 7, 2000	Sign Kiwane Garris to a 10-day contract.
January 15, 2000	Waive Kiwane Garris.
January 21, 2000	Waive Anthony Parker.
February 1, 2000	Acquire Chauncey Billups, Ron Mercer and Johnny Taylor from Denver in exchange for Tariq Abdul-Wahad, Chris Gatling and a lottery-protected, future first round draft pick.
February 24, 2000	Acquire Anthony Johnson from Atlanta in exchange for a conditional second round draft pick.
March 8, 2000	Name John Weisbrod chief operating officer of RDV Sports.
May 31, 2000	Name Paul Pressey assistant coach.
June 28, 2000	Select forward Mike Miller (Florida) in the first round of the 2000 NBA Draft (fifth overall); acquire a future first round draft pick from the L.A. Clippers in exchange for the draft rights to the 10th pick overall in the 2000 NBA Draft (Keyon Dooling, Missouri), Corey Maggette, Derek Strong and future considerations; acquire a future first round draft pick and future considerations from Dallas in exchange for the draft rights to the 13th pick in the 2000 NBA Draft (Courtney Alexander, Fresno State).
August 3, 2000	Renounce the rights to Ron Mercer, Chauncey Billups, Anthony Johnson, Miles Simon, Johnny Taylor and Monty Williams; acquire Grant Hill from Detroit in a sign-and-trade deal in exchange for Chucky Atkins and Ben Wallace; acquire Tracy McGrady from Toronto in a sign-and-trade deal in exchange for a future conditional draft pick; acquire Andrew DeClercq from Cleveland in exchange for Matt Harpring; sign free agent Dee Brown.
August 4, 2000	Re-sign free agent Monty Williams; re-sign free agent Bo Outlaw.
August 7, 2000	Re-sign free agent John Amaechi.
August 10, 2000	Sign free agent Troy Hudson.
August 11, 2000	Sign first round draft selection Mike Miller.
August 15, 2000	Sign free agent Don Reid.
September 18, 2000	Sign free agent Eddie Gill.
September 22, 2000	Sign free agent Ed O'Bannon.
September 28, 2000	Sign free agent Troy Rolle.

ALL-TIME TRANSACTIONS

October 14, 2000	Waive Ed O'Bannon.
October 17, 2000	Awarded Randy Livingston on a waiver claim; pick up fourth-year contract options on Pat Garrity and Michael Doleac.
October 19, 2000	Waive Troy Rolle.
October 25, 2000	Waive Eddie Gill.
October 30, 2000	Waive Randy Livingston.
November 2, 2000	Sign Elliot Perry.
November 30, 2000	Waive Elliot Perry.
January 7, 2001	Sign James Robinson to a 10-day contract.
January 18, 2001	Sign James Robinson to a second 10-day contract.
January 28, 2001	The second 10-day contract signed by James Robinson expires.
January 29, 2001	Sign Cory Alexander to a 10-day contract.
February 12, 2001	Sign Cory Alexander to a second 10-day contract.
February 23, 2001	Sign Cory Alexander for the remainder of the season.
April 20, 2001	Sign Head Coach Doc Rivers to a contract extension through the 2004-05 season.
June 2, 2001	Acquire a future conditional first-round draft pick from Detroit for deferring its notification to Phoenix on whether to accept the Suns' first-round draft pick in 2001 (No. 18) or decline until 2002. After the notification deadline expired (3am, June 2), Orlando exercised its option to receive Phoenix's first-round 2001 draft pick (No. 18), which was automatically conveyed from the Magic to Houston. In return, Houston agreed to give its 2001 first-round pick (No. 22) to Orlando for a 2001 first-round pick (No. 23).
June 27, 2001	Select forward-center Steven Hunter (DePaul) in the first round of the 2001 NBA Draft (15th overall); select guard Jeryl Sasser (SMU) in the first round of the 2001 NBA Draft (22nd overall); select guard Omar Cook (St. John's) in the second round of the 2001 NBA Draft (32nd overall); trade rights to Cook to Denver to fulfill a previous trade obligation; acquire rights to Brendan Haywood (North Carolina, 20th overall) from Cleveland in exchange for Michael Doleac.
July 18, 2001	Sign free agent Patrick Ewing.
July 19, 2001	Sign free agent Horace Grant.
July 25, 2001	Re-sign free agents Andrew DeClercq and Don Reid.
August 1, 2001	Acquire Laron Profit and a future first round draft pick from Washington in exchange for a draft rights to Brendan Haywood.
August 23, 2001	Sign first round draft selection Steven Hunter.
August 29, 2001	Sign first round draft selection Jeryl Sasser; Dee Brown retires.
September 10, 2001	Re-sign free agent Troy Hudson.
September 17, 2001	Re-sign free agent Monty Williams.
October 1, 2001	Sign free agent Todd Fuller.

ALL-TIME TRANSACTIONS

October 15, 2001	Waive Laron Profit.
October 16, 2001	Waive Todd Fuller.
October 17, 2001	Name Dee Brown special assistant to Magic operations.
November 15, 2001	Acquire Jud Buechler from Phoenix in exchange for Charles 'Bo' Outlaw and a future first round draft pick.
March 12, 2002	Sign Dee Brown to a 10-day contract.
March 22, 2002	Sign Dee Brown to a second 10-day contract.
March 29, 2002	Waive Dee Brown.
April 2, 2002	Sign Jaren Jackson to a 10-day contract.
April 11, 2002	Sign Jaren Jackson for the remainder of the season.
June 26, 2002	Select center Curtis Borchardt (Stanford) in the first round of the 2002 NBA Draft (18th overall); trade rights to Borchardt to Utah in exchange for the rights to Ryan Humphrey (Notre Dame, 19th overall) and a 2002 second round draft pick (47th overall); acquired the draft rights to Mario Kasun (41st overall) from the Los Angeles Clippers in exchange for future considerations (protection of first round pick owed by L.A. goes from 1-17 to 1-23 in 2003); acquired the draft rights to Rashard Griffith (1995 pick, 38th overall) from Milwaukee in exchange for the draft rights to Jamal Sampson (47th overall).
July 17, 2002	Sign free agent Jacque Vaughn.
July 20, 2002	Sign free agent Olumide Oyedemi.
July 24, 2002	Re-sign free agent Pat Garrity; waive Jud Buechler.
August 1, 2002	Acquire a future second round draft pick from Denver in exchange for Don Reid and future draft considerations.
August 8, 2002	Sign Ryan Humphrey.
August 15, 2002	Waive Patrick Ewing.
August 23, 2002	Exercise contract option on Mike Miller; name Mark Hughes assistant coach; extend contracts for assistant coaches Dave Wohl, Johnny Davis and Paul Pressey.
September 5, 2002	Sign free agent Shawn Kemp.
September 12, 2002	Sign free agents Jabari Smith and Peter Cornell.
September 18, 2002	Sign free agent Jermaine Walker.
September 23, 2002	Sign free agents Corey Benjamin, Omar Cook and Obinna Ekezie.
September 25, 2002	Sign free agent Pat Burke.
October 6, 2002	Waive Jabari Smith and Corey Benjamin.
October 12, 2002	Waive Omar Cook.
October 21, 2002	Waive Jermaine Walker.
October 23, 2002	Waive Obinna Ekezie and Peter Cornell.
December 11, 2002	Waive Horace Grant.

ALL-TIME TRANSACTIONS

February 19, 2003	Acquire Drew Gooden, Gordan Giricek and cash considerations from Memphis in exchange for Mike Miller, Ryan Humphrey, a first round draft pick (owed to Orlando by Sacramento) and a future second round draft pick (2004).
February 28, 2003	Sign Chris Whitney for the remainder of the season.
June 26, 2003	Select guard Reece Gaines (Louisville) in the first round of the 2003 NBA Draft (15th overall); select forward-center Zaur "Zaza" Pachulia (Turkey) in the second round of the 2003 NBA Draft (42nd overall); acquired the draft rights to guard Keith Bogans (Kentucky, 43rd overall) from Milwaukee in exchange for cash considerations.
July 16, 2003	Sign free agent Juwan Howard.
July 18, 2003	Sign Reece Gaines.
July 22, 2003	Re-sign free agent Andrew DeClercq.
July 23, 2003	Sign free agent Tyronn Lue.
July 24, 2003	Sign Zaza Pachulia.
July 25, 2003	Sign Keith Bogans.
September 11, 2003	Sign free agent Britton Johnsen.
September 15, 2003	Named Dave Twardzik director of player personnel and Otis Smith director of player development.
September 19, 2003	Sign free agent Rick Apodaca.
September 22, 2003	Sign free agent Ousmane Cisse.
September 23, 2003	Sign free agent Donnell Harvey.
September 29, 2003	Sign free agents Derrick Dial, Alton Ford and Shammond Williams.
October 4, 2003	Waive Ousmane Cisse.
October 9, 2003	Waive Rick Apodaca and Derrick Dial.
October 19, 2003	Waive Alton Ford.
October 22, 2003	Waive guard Jeryl Sasser.
November 16, 2003	Sign free agent guard Derrick Dial; waive Britton Johnsen.
November 17, 2003	Dismiss Glenn "Doc" Rivers and Dave Wohl; name Johnny Davis head coach.
November 25, 2003	Sign free agent guard Rod Strickland; waive Derrick Dial.
November 28, 2003	Name Paul Westhead assistant coach.
December 23, 2003	Acquire a 2004 second round draft pick from Phoenix in exchange for Donnell Harvey; acquire a 2004 second round draft pick, cash considerations and forward Monty Williams from Philadelphia in exchange for a conditional 2004 second round draft pick.
December 26, 2003	Acquire forward Robert Archibald from Phoenix in exchange for a future conditional second round draft pick; waive Monty Williams.
January 2, 2004	Acquire center Mengke Bateer, the draft rights to center Remon Van de Hare and a future conditional second round draft pick from Toronto in exchange for Robert Archibald.

ALL-TIME TRANSACTIONS

January 5, 2004	Sign forward Lee Nailon to 10-day contract; waive Mengke Bateer.
January 15, 2004	Sign Lee Nailon to a second 10-day contract.
February 19, 2004	Acquire guard DeShawn Stevenson and a future second round draft pick from Utah in exchange for Gordan Giricek; acquire forward/center Sean Rooks from New Orleans in exchange for Shammond Williams.
February 20, 2004	Sign forward Desmond Penigar to a 10-day contract.
March 1, 2004	Sign Desmond Penigar to a second 10-day contract; waive Rod Strickland.
March 10, 2004	Sign forward Britton Johnsen to a 10-day contract; give Desmond Penigar a 10-day contract early release.
March 12, 2004	John Gabriel resigns as general manager and will serve as advisor/regional scout; name John Weisbrod general manager.
March 20, 2004	Sign Britton Johnsen to a second 10-day contract.
March 30, 2004	Sign Britton Johnsen for the remainder of the season.
April 2, 2004	Sign guard Derrick Dial for the remainder of the season.
May 26, 2004	Orlando wins the NBA Draft Lottery, giving the Magic the first overall selection in the 2004 NBA Draft.
June 22, 2004	Center Zaza Pachulia is selected by Charlotte in the 2004 NBA Expansion Draft.
June 24, 2004	Select forward-center Dwight Howard (SW Atlanta Christian Academy) with the first overall selection of the 2004 NBA Draft; acquire the draft rights to guard Jameer Nelson (St. Joseph's, 20th overall) from Denver in exchange for a future first round draft pick; select Anderson Varejao (Brazil) in the second round of the 2004 NBA Draft (30th overall); select Antonio Burks (Memphis) in the second round of the 2004 NBA Draft (36th overall), then trade his draft rights to Memphis in exchange for cash considerations.
June 29, 2004	Acquire guard Steve Francis, guard Cuttino Mobley and center Kelvin Cato from Houston in exchange for guard Tracy McGrady, guard Tyronn Lue, forward Juwan Howard and guard Reece Gaines.
July 7, 2004	Sign Dwight Howard and Jameer Nelson.
July 14, 2004	Sign free agent Hedo Turkoglu.
July 23, 2004	Acquire Tony Battie and two future second round draft picks (2005, 2007) from Cleveland in exchange for Drew Gooden, Steven Hunter (through a sign-and-trade) and the draft rights to Anderson Varejao.
July 29, 2004	Sign free agent Michael Bradley.
August 2, 2004	Sign free agent Stacey Augmon.
August 12, 2004	Re-sign free agent DeShawn Stevenson; name Ron Ekker, Chris Jent, Clifford Ray and Morlon Wiley assistant coaches.
August 16, 2004	Sign Mario Kasun.
October 4, 2004	Sign free agents Earl Barron, Corsley Edwards, Jemeil Rich and Ajani Williams.
October 12, 2004	Waive Ajani Williams.
October 14, 2004	Waive Earl Barron and Jemeil Rich.

ALL-TIME TRANSACTIONS

October 27, 2004	Waive Corsley Edwards.
November 1, 2004	Acquire forward Brandon Hunter from Charlotte in exchange for Keith Bogans.
January 10, 2005	Acquire guard Doug Christie from Sacramento in exchange for Cuttino Mobley and Michael Bradley.
March 17, 2005	Dismiss Johnny Davis and Ron Ekker; name Chris Jent interim head coach.
March 23, 2005	Sign guard Mark Jones to 10-day contract.
March 31, 2005	Sign guard Andre Barrett to 10-day contract; release Mark Jones from his 10-day contract.
April 8, 2005	Sign guard Mark Jones for the remainder of the season.
April 10, 2005	Sign Andre Barrett for the remainder of the season.
May 23, 2005	General Manager John Weisbrod resigns.
May 24, 2005	Name Brian Hill head coach.
June 10, 2005	Name Randy Ayers and Tom Sterner assistant coaches.
June 27, 2005	Promote Dave Twardzik and Otis Smith to assistant general manager; name Alex Martins executive vice president of marketing and franchise relations.
June 28, 2005	Select forward Fran Vazquez (Spain) in the first round of the 2005 NBA Draft (11th overall); select guard Travis Diener (Marquette) in the second round of the 2005 NBA Draft (38th overall); select center Martynas Andriuskevicius in the second round of the 2005 NBA Draft (44th overall), then trade his draft rights to Cleveland in exchange for a 2006 second round draft pick and cash considerations; acquire the draft rights to forward Marcin Gortat (Poland, 57th overall) from Phoenix in exchange for cash considerations.
July 5, 2005	Name Randy Wittman assistant coach; name Mark Bryant and Morlon Wiley assistant coaches/player development.
August 3, 2005	Sign free agent Keyon Dooling.
August 11, 2005	Waive Doug Christie and designated him as the team's amnesty player.
August 16, 2005	Sign Travis Diener.
August 22, 2005	Sign free agent Ruben Boumtje-Boumtje.
September 28, 2005	Sign free agents Ken Johnson and Terence Morris.
September 29, 2005	Sign free agents Felipe Lopez and Bo Outlaw.
October 3, 2005	Sign free agent Matt Freije.
October 14, 2005	Waive Matt Freije and Felipe Lopez.
October 31, 2005	Waive Ruben Boumtje-Boumtje and Ken Johnson.
January 12, 2006	Suspend Steve Francis for conduct detrimental to the team.
February 15, 2006	Acquire Carlos Arroyo and Darko Milicic from Detroit in exchange for Kelvin Cato and a future protected first round draft pick; waive Terence Morris.
February 22, 2006	Waive Bo Outlaw; acquire Trevor Ariza and Anfernee Hardaway from New York in exchange for Steve Francis.

ALL-TIME TRANSACTIONS

February 24, 2006	Waive Anfernee Hardaway; sign free agent Bo Outlaw.
March 22, 2006	Sign Tony Battie to a contract extension.
March 27, 2006	Exercised their option to extend the contracts of Dwight Howard and Jameer Nelson through the 2007-08 season.
May 3, 2006	Promote Otis Smith to general manager; promote Alex Martins to chief operating officer; promote Jim Fritz to chief financial officer.
June 28, 2006	Select guard J.J. Redick (Duke) in the first round of the 2006 NBA Draft (11th overall); select forward James Augustine (Illinois) in the second round of the 2006 NBA Draft (41st overall); select forward Lior Eliyahu in the second round of the 2006 NBA Draft (44th overall), then trade his draft rights to Houston in exchange for cash considerations.
July 6, 2006	Name John Kuester assistant coach.
July 7, 2006	Sign J.J. Redick.
July 8, 2006	Sign James Augustine.
July 13, 2006	Sign free agent Keith Bogans.
July 27, 2006	Re-sign free agent Trevor Ariza.
August 16, 2006	Re-sign free agent Bo Outlaw.
January 10, 2007	Assign James Augustine to Anaheim Arsenal of the NBA Development League.
January 25, 2007	Recall James Augustine from the Anaheim Arsenal of the NBA Development League.
May 23, 2007	Relieve Brian Hill from duties of head coach.
May 31, 2007	Name Billy Donovan head coach.
June 6, 2007	Release Billy Donovan from his contract.
June 7, 2007	Name Stan Van Gundy head coach; Orlando acquired rights to Van Gundy from Miami in exchange for a second round selection in the 2007 NBA Draft (No. 39) and the ability to swap first round picks in the 2008 NBA Draft. The first round pick is lottery protected (1-14). If Miami can't or chooses not to exercise the option of swapping first round picks, the Heat obtain Orlando's second round pick in 2008 and cash considerations.
June 28, 2007	Select forward Reyshawn Terry in the second round of the 2007 NBA Draft (44th overall), then trade his draft rights to Dallas in exchange for the draft rights to forward Milovan Rakovic (60th overall) and cash considerations; also traded the 54th overall pick to Houston in exchange for cash considerations.
July 3, 2007	Name Brendan Malone, Patrick Ewing, Steve Clifford and Bob Beyer assistant coaches.
July 11, 2007	Acquire forward Rashard Lewis in a sign-and-trade deal with Seattle in exchange for a future conditional second round draft pick.
July 12, 2007	Sign Dwight Howard to a contract extension.
August 24, 2007	Sign free agent Adonal Foyle.
August 27, 2007	Sign Marcin Gortat.

ALL-TIME TRANSACTIONS

September 20, 2007	Sign free agents Bo Outlaw, Kevin Kruger and Torrell Martin.
October 11, 2007	Waive free agent Torrell Martin.
October 25, 2007	Waive free agent Kevin Kruger.
October 31, 2007	Sign Jameer Nelson to a multi-year contract extension.
November 20, 2007	Assign Marcin Gortat to Anaheim Arsenal of the NBA Development League; waive Bo Outlaw; acquire Brian Cook and Maurice Evans from L.A. Lakers in exchange for Trevor Ariza.
December 2, 2007	Recall Marcin Gortat from Anaheim of the NBA Development League.
June 2, 2008	Sign General Manager Otis Smith and Assistant General Manager Dave Twardzik to multi-year contract extensions.
June 26, 2008	Select guard Courtney Lee (Western Kentucky) in the first round of the 2008 NBA Draft (22nd overall).
July 3, 2008	Sign Courtney Lee.
July 10, 2008	Sign free agent Mickael Pietrus.
July 15, 2008	Sign free agent Anthony Johnson.
July 21, 2008	Acquire a trade exception and cash considerations from New Jersey in exchange for Keyon Dooling in a sign-and-trade deal.
July 29, 2008	Waive James Augustine.
August 1, 2008	Re-sign free agent Adonal Foyle.
September 25, 2008	Sign free agents Dwayne Jones, Jeremy Richardson and Mike Wilks.
October 7, 2008	Pick-up 2009-10 option on contract of J.J. Redick.
October 23, 2008	Waive Dwayne Jones.
December 6, 2008	Waive Jeremy Richardson.
December 12, 2008	Re-sign Jeremy Richardson.
February 5, 2009	Acquire Tyronn Lue from Milwaukee in exchange for Keith Bogans and cash considerations.
February 19, 2009	Acquire Rafer Alston in a three-way trade from Houston; Houston acquires Brian Cook from Orlando and Kyle Lowry from Memphis; Memphis acquires Adonal Foyle, Mike Wilks and a 2009 first round draft pick from Orlando.
March 23, 2009	Re-sign free agent Adonal Foyle.
June 25, 2009	Acquire Vince Carter and Ryan Anderson from New Jersey in exchange for Rafer Alston, Tony Battie and Courtney Lee.
July 9, 2009	Acquire a trade exception and cash considerations from the Toronto Raptors, and cash considerations from the Dallas Mavericks as part of a four-team trade; as part of a sign-and-trade deal, Hedo Turkoglu was traded to Toronto; also included as parts of the deal - Toronto sends Shawn Marion, Kris Humphries, Nathan Jawai and cash considerations to Dallas, while also sending a future second round draft pick to Memphis; Memphis sends Greg Buckner to Dallas; Dallas sends Jerry Stackhouse and cash considerations to Memphis, while also sending Devean George and Antoine Wright to Toronto.

ALL-TIME TRANSACTIONS

July 10, 2009	Sign free agent Brandon Bass.
July 13, 2009	Exercise its right of first refusal and retained restricted free agent center Marcin Gortat, who had signed an offer sheet with Dallas on July 8.
July 23, 2009	Sign free agent Matt Barnes.
August 19, 2009	Sign free agent Jason Williams.
August 27, 2009	Re-sign free agent Adonal Foyle.
September 18, 2009	Sign free agents Morris Almond and Linton Johnson.
September 28, 2009	Extend contracts of General Manager Otis Smith and Head Coach Stan Van Gundy.
October 21, 2009	Waive Morris Almond.
October 28, 2009	Waive Linton Johnson.
June 24, 2010	Select center Daniel Orton (Kentucky) in the first round of the 2010 NBA Draft (29th overall); select Stanley Robinson (Connecticut) in the second round of the 2010 NBA Draft (59th overall).
July 1, 2010	Sign Daniel Orton.
July 8, 2010	Sign free agent Chris Duhon.
July 13, 2010	Sign free agent Quentin Richardson.
July 16, 2010	Exercise its right of first refusal and retained restricted free agent J.J. Redick, who had signed an offer sheet with Chicago on July 9.
July 28, 2010	Promoted Otis Smith to president of basketball operations and Alex Martins to president; agreed to a contract extension with Head Coach Stan Van Gundy.
August 3, 2010	Re-sign free agent Jason Williams.
August 16, 2010	Sign Stanley Robinson.
September 15, 2010	Sign free agent Malik Allen.
October 1, 2010	Exercised fourth-year team option on contract of Ryan Anderson.
October 20, 2010	Waive Stanley Robinson.
December 1, 2010	Assign Daniel Orton to New Mexico of the NBA Development League.
December 6, 2010	Recall Daniel Orton from New Mexico of the NBA Development League.
December 18, 2010	Acquire Gilbert Arenas from Washington in exchange for Rashard Lewis; acquire Jason Richardson, Hedo Turkoglu and Earl Clark from Phoenix in exchange for Vince Carter, Marcin Gortat, Mickael Pietrus, a 2011 first round draft pick and cash considerations.
January 26, 2011	Waive Jason Williams.
June 23, 2011	Acquire the draft rights to Justin Turner (Richmond, 32nd overall) from Cleveland in exchange for two future second round draft picks; select DeAndre Liggins (Kentucky) in the second round of the 2011 NBA Draft (53rd overall).

ALL-TIME TRANSACTIONS

December 7, 2011	Bob Vander Weide announces retirement as chief executive officer/vice chair; name Dan DeVos chairman; promote Alex Martins to chief executive officer.
December 9, 2011	Waive Gilbert Arenas and declare him as the team's amnesty player; sign free agents Larry Hughes and Gabe Pruitt; sign rookies Justin Harper and DeAndre Liggins.
December 12, 2011	Acquire Glen Davis and Von Wafer from Boston in exchange for Brandon Bass; re-sign free agent Jason Richardson.
December 15, 2011	Re-sign free agent Earl Clark.
December 21, 2011	Waive Gabe Pruitt.
February 1, 2012	Waive Larry Hughes.
February 2, 2012	Sign free agent Ish Smith.
February 3, 2012	Suspend Glen Davis for two games due to conduct detrimental to the team.
March 15, 2012	Dwight Howard waives Early Termination Option, signed through 2012-13 season.
May 21, 2012	Relieve Stan Van Gundy of his duties as head coach; mutually part ways with President of Basketball Operations/General Manager Otis Smith.
May 29, 2012	Waive Von Wafer.
June 20, 2012	Name Rob Hennigan general manager.
June 28, 2012	Select Andrew Nicholson (St. Bonaventure) in the first round of the 2012 NBA Draft (19th overall); select Kyle O'Quinn (Norfolk State) in the second round of the 2012 NBA Draft (49th overall).
June 29, 2012	Name Scott Perry vice president/assistant general manager and Matt Lloyd assistant general manager.
July 3, 2012	Sign Andrew Nicholson.
July 11, 2012	Acquire Gustavo Ayon from New Orleans in exchange for Ryan Anderson in a sign-and-trade deal.
July 16, 2012	Re-sign free agent Jameer Nelson.
July 28, 2012	Name Jacque Vaughn head coach.
August 9, 2012	Sign Kyle O'Quinn.
August 10, 2012	Acquire Arron Afflalo and Al Harrington from Denver, Maurice Harkless and Nikola Vucevic from Philadelphia, as well as Josh McRoberts and Christian Eyenga from the Los Angeles Lakers; in addition, the Magic also receive: a second round pick from Denver in 2013, a first round pick from either Denver or New York in 2014, a conditional first round pick from Philadelphia and a conditional second round pick from the L.A. Lakers in 2015, and a conditional first round pick from the L.A. Lakers in 2017; Orlando trades Dwight Howard, Chris Duhon and Earl Clark to the L.A. Lakers, and Jason Richardson to Philadelphia. As part of the deal, Philadelphia acquires Andrew Bynum, while Denver acquires Andre Iguodala.

ALL-TIME TRANSACTIONS

August 15, 2012	Re-sign free agent Ish Smith.
August 30, 2012	Name James Borrego, Wes Unseld Jr. and Brett Gunning assistant coaches, Laron Profit and Luke Stuckey assistant coaches/player development and Gordon Chiesa special consultant to the head coach.
September 6, 2012	Sign free agent E'Twaun Moore.
September 29, 2012	Sign free agents Armon Johnson and DeQuan Jones.
October 9, 2012	Sign free agent Chris Johnson.
October 23, 2012	Waive Christian Eyenga and Armon Johnson.
October 27, 2012	Waive Justin Harper, Chris Johnson and Quentin Richardson; exercise the third-year contract option on Nikola Vucevic.
February 13, 2013	NBA suspends Hedo Turkoglu for violation of the league's anti-drug policy.
February 21, 2013	Acquire Tobias Harris, Doron Lamb and Beno Udrih from Milwaukee in exchange for J.J. Redick, Gustavo Ayón and Ish Smith; acquire Hakim Warrick and cash considerations from Charlotte in exchange for Josh McRoberts.
February 22, 2013	Waive Hakim Warrick.
June 27, 2013	Select Victor Oladipo (Indiana) in the first round of the 2013 NBA Draft (second overall); select Romero Osby (Oklahoma) in the second round of the 2013 NBA Draft (51st overall).
July 7, 2013	Sign Victor Oladipo.
July 18, 2013	Sign free agent Jason Maxiell.
July 25, 2013	Sign free agent Ronnie Price.
August 2, 2013	Waive Al Harrington.
September 27, 2013	Sign Romero Osby; sign free agents Mickell Gladness, Manny Harris, Solomon Jones and Kris Joseph.
October 25, 2013	Waive Mickell Gladness, Manny Harris, Kris Joseph and Romero Osby.
October 26, 2013	Exercise third-year team option on the contracts of Maurice Harkless and Andrew Nicholson, while also exercising fourth-year team option on the contracts of Tobias Harris and Nikola Vucevic.
January 3, 2014	Waive Hedo Turkoglu.
January 4, 2014	Waive Solomon Jones.
February 21, 2014	Mutually agree to contract buyout with Glen Davis.
February 25, 2014	Sign Dewayne Dedmon and Adonis Thomas to 10-day contracts.
March 7, 2014	Sign Dewayne Dedmon and Adonis Thomas to second 10-day contracts.
March 17, 2014	Sign Dewayne Dedmon for the remainder of the regular season.
May 2, 2014	Exercise fourth-year team option and extend the contracts of General Manager Rob Hennigan and Head Coach Jacque Vaughn.
May 19, 2014	The Orlando Magic and Erie BayHawks of the NBA Development League enter into a three-year single affiliation partnership beginning with the 2014-15 NBA D-League season.

ALL-TIME TRANSACTIONS

June 26, 2014	Select Aaron Gordon (Arizona) in the first round of the 2014 NBA Draft (fourth overall); select Dario Saric (Croatia) in the first round of the 2014 NBA Draft (12th overall); acquire the draft rights to Elfrid Payton (Louisiana-Lafayette, 10th overall) from Philadelphia in exchange for the draft rights to Saric, a future first round draft pick and a future second round draft pick; acquire Evan Fournier and the draft rights to Devyn Marble (Iowa, 56th overall) in exchange for Arron Affalo.
June 30, 2014	Waive Doron Lamb; waive Jameer Nelson; claim Willie Green off of waivers.
July 2, 2014	Sign Aaron Gordon and Elfrid Payton; waive Ronnie Price.
July 4, 2014	Waive Jason Maxiell.
July 11, 2014	Sign free agent Ben Gordon.
July 14, 2014	Sign free agent Channing Frye; acquire two second round draft picks (2015, 2016), cash considerations and Anthony Randolph from Chicago in exchange for the draft rights to Milovan Rakovic.
July 15, 2014	Waive Anthony Randolph.
July 24, 2014	Sign Devyn Marble.
July 25, 2014	Sign free agent Luke Ridnour.
August 26, 2014	Name Bill Peterson head coach of the Erie BayHawks.
September 9, 2014	Name Jay Hernandez assistant coach/player development.
September 29, 2014	Sign free agents Kadeem Batts, Drew Crawford, Seth Curry and Peyton Siva.
October 24, 2014	Sign Nikola Vucevic to a contract extension.
October 25, 2014	Waive Kadeem Batts, Drew Crawford, Seth Curry and Peyton Siva.
October 26, 2014	Exercise fourth-year team options on the contracts of Evan Fournier, Maurice Harkless and Andrew Nicholson, and the third-year team option on the contract of Victor Oladipo.
December 26, 2014	Assign Devyn Marble to Erie of the NBA Development League.
January 2, 2015	Recall Devyn Marble from Erie of the NBA Development League.
February 2, 2015	Assign Devyn Marble to Erie of the NBA Development League.
February 5, 2015	Relieve Jacque Vaughn of head coaching duties; name James Borrego interim head coach.
February 7, 2015	Recall Devyn Marble from Erie of the NBA Development League.
February 17, 2015	Name Igor Kokoskov assistant coach; assign Devyn Marble to Erie of the NBA Development League.
February 21, 2015	Recall Devyn Marble from Erie of the NBA Development League.
April 30, 2015	Extend the contract of General Manager Rob Hennigan through the 2017-18 season.
May 29, 2015	Name Scott Skiles head coach.
June 24, 2015	Acquire the draft rights to Janis Timma from Memphis in exchange for Luke Ridnour.

ALL-TIME TRANSACTIONS

June 25, 2015	Select Mario Hezonja (Croatia) in the first round of the 2015 NBA Draft (fifth overall); select Tyler Harvey (Eastern Washington) in the second round of the 2015 NBA Draft (51st overall).
June 26, 2015	Name Adrian Griffin, Monte Mathis, Mario Elie and Conner Henry assistant coaches.
June 29, 2015	Waive Ben Gordon.
July 9, 2015	Sign free agent C.J. Watson; acquire the option to swap second round draft picks in 2019 and cash considerations from New York in exchange for Kyle O'Quinn in a sign-and-trade deal.
July 10, 2015	Sign Mario Hezonja.
July 14, 2015	Re-sign Tobias Harris; sign free agent Jason Smith; acquire a conditional future second round draft pick from Portland in exchange for Maurice Harkless.
July 27, 2015	Acquire Shabazz Napier and cash considerations from Miami in exchange for a conditional 2016 second round draft pick.
August 4, 2015	Sign free agent Melvin Ejim.
September 24, 2015	Sign free agents Keith Appling, Nnanna Egwu, Jordan Sibert and Greg Stiemsma.
October 19, 2015	Waive Keith Appling and Jordan Sibert.
October 21, 2015	Waive Melvin Ejim.
October 22, 2015	Waive Greg Stiemsma.
October 23, 2015	Waive Nnanna Egwu.
October 25, 2015	Exercise third-year team options on the contracts of Aaron Gordon, Shabazz Napier and Elfrid Payton, and the fourth-year team option on the contract of Victor Oladipo.
November 30, 2015	Assign Devyn Marble to Erie of the NBA Development League.
December 23, 2015	Recall Devyn Marble from Erie of the NBA Development League.
January 1, 2016	Assign Devyn Marble to Erie of the NBA Development League.
January 12, 2016	Acquire a future second round draft pick, cash considerations and Joe Harris from Cleveland in exchange for a future second round draft pick; waive Harris.
January 18, 2016	Call-up Keith Appling from Erie of the NBA Development League and sign him to a 10-day contract; recall Devyn Marble from Erie of the NBA Development League.
January 29, 2016	Sign Keith Appling to a second 10-day contract.
February 16, 2016	Acquire Brandon Jennings and Ersan Ilyasova from Detroit in exchange for Tobias Harris.
February 18, 2016	Acquire a future second round draft pick (2020) and the contract of Jared Cunningham from Cleveland in exchange for Channing Frye.
February 22, 2016	Waive Jared Cunningham.
February 24, 2016	Claim Chris Copeland off of waivers.

ALL-TIME TRANSACTIONS

February 25, 2016	Waive Chris Copeland.
March 5, 2016	Assign Dewayne Dedmon to Erie of the NBA Development League.
March 6, 2016	Recall Dewayne Dedmon from Erie of the NBA Development League.
May 12, 2016	Scott Skiles resigns as head coach.
May 20, 2016	Name Frank Vogel head coach.
June 23, 2016	Acquire Serge Ibaka from Oklahoma City in exchange for Victor Oladipo, Ersan Ilyasova and the draft rights to Domantas Sabonis (Gonzaga, 11th overall); select Stephen Zimmerman (UNLV) in the second round of the 2016 NBA Draft (41st overall); acquire a future second round pick and cash considerations from Portland in exchange for the draft rights to Jake Layman (Maryland, 47th overall).
June 29, 2016	Name Chad Forcier, Corliss Williamson and David Adelman assistant coaches; acquire Jodie Meeks from Detroit in exchange for a conditional future second round draft pick.
July 7, 2016	Sign free agents D.J. Augustin, Bismack Biyombo and Jeff Green; re-sign free agent Evan Fournier; sign Stephen Zimmerman; acquire cash considerations from Portland in exchange for Shabazz Napier.
July 15, 2016	Acquire C.J. Wilcox and cash considerations from the Los Angeles Clippers in exchange for Devyn Marble and a future second round draft pick.
September 8, 2016	Sign free agents Cliff Alexander, Branden Dawson, Nick Johnson, Kevin Murphy, Arinze Onuaku and Damjan Rudez.
October 16, 2016	Waive Cliff Alexander, Branden Dawson and Kevin Murphy.
October 21, 2016	Sign free agent Ramon Galloway.
October 22, 2016	Waive Nick Johnson and Ramon Galloway.
October 25, 2016	Exercise the third-year team option on the contract of Mario Hezonja, and the fourth-year team options on the contracts of Aaron Gordon and Elfrid Payton.
November 28, 2016	Assign Stephen Zimmerman to Erie of the NBA Development League.
December 10, 2016	Recall Stephen Zimmerman from Erie of the NBA Development League.
December 15, 2016	Assign C.J. Wilcox and Stephen Zimmerman to Erie of the NBA Development League.
December 19, 2016	Recall C.J. Wilcox and Stephen Zimmerman from Erie of the NBA Development League.
December 31, 2016	Assign Stephen Zimmerman to Erie of the NBA Development League.
January 3, 2017	Assign C.J. Wilcox to Erie of the NBA Development League.
January 6, 2017	Waive Arinze Onuaku; recall C.J. Wilcox from Erie of the NBA Development League.
January 22, 2017	Sign Anthony Brown to a 10-day contract.
February 13, 2017	Recall Stephen Zimmerman from Erie of the NBA Development League.
February 14, 2017	Acquire Terrence Ross and a first round draft pick from Toronto in exchange for Serge Ibaka.

ALL-TIME TRANSACTIONS

April 3, 2017	Sign free agents Patricio Garino and Marcus Georges-Hunt; waive C.J. Wilcox.
April 13, 2017	Dismiss Rob Hennigan as general manager and Scott Perry as vice president/assistant general manager; name Matt Lloyd interim general manager.
May 23, 2017	Name Jeff Weltman president of basketball operations and John Hammond general manager.
May 25, 2017	Convey a future second round draft pick to Toronto in exchange for immediately releasing Jeff Weltman from his contract to become president of basketball operations of the team.
June 22, 2017	Select Jonathan Isaac (Florida State) in the first round of the 2017 NBA Draft (sixth overall); select Wesley Iwundu (Kansas State) in the second round of the 2017 NBA Draft (33rd overall); acquire a future protected first round draft pick and a future second round draft pick from Philadelphia in exchange for the draft rights to Anzejs Pasecniks (Latvia, 25th overall); acquire a future second round pick from Memphis in exchange for the draft rights to Ivan Rabb (California, 35th overall).
July 1, 2017	Sign Jonathan Isaac.
July 4, 2017	Waive Stephen Zimmerman.
July 9, 2017	Sign free agent Shelvin Mack.
July 10, 2017	Waive C.J. Watson.
July 15, 2017	Sign free agent Jonathon Simmons.
July 25, 2017	Sign Wesley Iwundu.
July 27, 2017	Sign free agents Arron Afflalo, Khem Birch and Mareese Speights.
July 31, 2017	Waive Marcus Georges-Hunt.
August 1, 2017	Waive Patricio Garino.
August 8, 2017	Name Anthony Parker general manager and Stan Heath head coach of the Lakeland Magic.
August 21, 2017	Sign free agent Adreian Payne to a two-way contract.
August 31, 2017	Sign free agents Troy Caupain and Kalin Lucas.
September 7, 2017	Re-sign free agent Damjan Rudez.
September 18, 2017	Promote Jay Hernandez and Matt Hill to assistant coach; name Randy Wittman coaching consultant.
September 20, 2017	Name David Tenney high performance director.
October 6, 2017	Name Tracy McGrady special assistant to the CEO.
October 9, 2017	Sign free agent Rodney Purvis.
October 13, 2017	Waive Troy Caupain, Kalin Lucas, Rodney Purvis and Damjan Rudez.
October 16, 2017	Sign free agent Jamel Artis to a two-way contract.
November 2, 2017	Assign Khem Birch to Lakeland of the NBA G League.
November 7, 2017	Assign Wes Iwundu to Lakeland of the NBA G League.

ALL-TIME TRANSACTIONS

November 8, 2017	Recall Khem Birch and Wes Iwundu from Lakeland of the NBA G League.
November 9, 2017	Assign Khem Birch and Wes Iwundu to Lakeland of the NBA G League.
November 20, 2017	Recall Khem Birch and Wes Iwundu from Lakeland of the NBA G League.
November 21, 2017	Assign Khem Birch and Wes Iwundu to Lakeland of the NBA G League.
December 1, 2017	Recall Khem Birch and Wes Iwundu from Lakeland of the NBA G League.
December 2, 2017	Assign Khem Birch to Lakeland of the NBA G League.
December 13, 2017	Recall Khem Birch from Lakeland of the NBA G League.
December 15, 2017	Assign Khem Birch to Lakeland of the NBA G League.
December 24, 2017	Recall Khem Birch from Lakeland of the NBA G League.
January 5, 2018	Assign Khem Birch and Wes Iwundu to Lakeland of the NBA G League.
January 6, 2018	Recall Khem Birch and Wes Iwundu from Lakeland of the NBA G League.
January 10, 2018	Assign Khem Birch to Lakeland of the NBA G League.
January 15, 2018	Recall Khem Birch from Lakeland of the NBA G League.
January 27, 2018	Waive Adreian Payne.
February 8, 2018	Acquire a second round draft pick from Phoenix in exchange for Elfrid Payton.
February 20, 2018	Sign Rashad Vaughn to a 10-day contract.
February 22, 2018	Assign Jonathan Isaac to Lakeland of the NBA G League; recall Isaac.
February 23, 2018	Assign Jonathan Isaac to Lakeland of the NBA G League.
February 25, 2018	Recall Jonathan Isaac from Lakeland of the NBA G League.
March 2, 2018	Sign Rashad Vaughn to a second 10-day contract.
March 7, 2018	Waive Rashad Vaughn.
March 8, 2018	Sign Rodney Purvis to a 10-day contract.
March 18, 2018	Sign Rodney Purvis to a second 10-day contract.
March 20, 2018	Assign Rodney Purvis to Lakeland of the NBA G League.
March 21, 2018	Recall Rodney Purvis from Lakeland of the NBA G League.
March 23, 2018	Assign Khem Birch and Rodney Purvis to Lakeland of the NBA G League.
March 24, 2018	Recall Khem Birch and Rodney Purvis from Lakeland of the NBA G League.
March 28, 2018	Sign Rodney Purvis for the remainder of the season.
April 12, 2018	Dismiss Frank Vogel as head coach.
May 30, 2018	Name Steve Clifford head coach.
June 21, 2018	Select Mo Bamba (Texas) in the first round of the 2018 NBA Draft (sixth overall); select Melvin Frazier Jr. (Tulane) in the second round of the 2018 NBA Draft (35th overall); acquire the draft rights to Justin Jackson (Maryland, 43rd overall) and a future second round draft pick from Denver in exchange for the draft rights to Jarred Vanderbilt (Kentucky, 41st overall).
June 25, 2018	Waive Shelvin Mack.

ALL-TIME TRANSACTIONS

June 26, 2018	Name Mike Batiste, Tyrone Corbin, Pat Delany, Steve Hetzel and Bruce Kreuzer assistant coaches.
July 3, 2018	Sign Mo Bamba.
July 6, 2018	Re-sign Aaron Gordon; sign Melvin Frazier Jr.; sign free agent Isaiah Briscoe.
July 8, 2018	Acquire Jerian Grant from Chicago and Timofey Mosgov from Charlotte in a three-team trade. Orlando sends Bismack Biyombo and two future second round draft picks to Charlotte. Chicago sends Julian Stone to Charlotte.
July 11, 2018	Sign free agent Troy Caupain to a two-way contract.
July 13, 2018	Sign free agent Braian Angola-Rodas.
July 20, 2018	Acquire Dakari Johnson and cash considerations from Oklahoma City in exchange for Rodney Purvis.
July 23, 2018	Acquire Jarell Martin and cash considerations from Memphis in exchange for Dakari Johnson and the draft rights to Tyler Harvey.
August 7, 2018	Sign free agent Amile Jefferson to a two-way contract.
September 5, 2018	Sign free agents B.J. Johnson and Gabe York.
September 27, 2018	Exercise third-year team option on Jonathan Isaac; sign free agent Devin Davis; waive Gabe York.
September 27, 2018	Sign free agent Devin Davis; waive Gabe York.
October 10, 2018	Sign free agent John Petrucelli; waive B.J. Johnson.
October 12, 2018	Waive Devin Davis, John Petrucelli and Braian Angola-Rodas.
November 10, 2018	Assign Isaiah Briscoe and Melvin Frazier Jr. to Lakeland of the NBA G League.
November 11, 2018	Recall Isaiah Briscoe and Melvin Frazier Jr. from Lakeland of the NBA G League.
November 14, 2018	Assign Isaiah Briscoe and Melvin Frazier Jr. to Lakeland of the NBA G League.
November 15, 2018	Recall Isaiah Briscoe and Melvin Frazier Jr. from Lakeland of the NBA G League.
November 16, 2018	Assign Isaiah Briscoe and Melvin Frazier Jr. to the Lakeland of the NBA G League.
November 17, 2018	Recall Isaiah Briscoe from Lakeland of the NBA G League.
November 18, 2018	Recall Melvin Frazier Jr. from Lakeland of the NBA G League.
November 19, 2018	Assign Melvin Frazier Jr. to Lakeland of the NBA G League.
November 21, 2018	Recall Melvin Frazier Jr. from Lakeland of the NBA G League.
November 23, 2018	Assign Melvin Frazier Jr. to Lakeland of the NBA G League.
November 27, 2018	Recall Melvin Frazier Jr. from Lakeland of the NBA G League.
December 6, 2018	Assign Melvin Frazier Jr. to Lakeland of the NBA G League.
December 7, 2018	Recall Melvin Frazier Jr. from Lakeland of the NBA G League.
December 30, 2018	Transfer two-way players Troy Caupain and Amile Jefferson to Orlando.
December 31, 2018	Assign Melvin Frazier Jr. to Lakeland of the NBA G League.
January 3, 2019	Transfer two-way player Troy Caupain to Lakeland.

ALL-TIME TRANSACTIONS

January 5, 2019	Transfer two-way player Amile Jefferson to Lakeland.
January 10, 2019	Recall Melvin Frazier Jr. from Lakeland of the NBA G League.
January 11, 2019	Assign Melvin Frazier Jr. to Lakeland of the NBA G League.
January 12, 2019	Recall Melvin Frazier Jr. from Lakeland of the NBA G League.
January 17, 2019	Assign Melvin Frazier Jr. to Lakeland of the NBA G League.
January 20, 2019	Recall Melvin Frazier Jr. from Lakeland of the NBA G League.
February 4, 2019	Transfer two-way player Amile Jefferson to Orlando.
February 7, 2019	Acquire Markelle Fultz from Philadelphia in exchange for Jonathon Simmons, a protected 2020 first round draft pick and a 2019 second round draft pick.
February 13, 2019	Assign Melvin Frazier Jr. and transfer two-way player Amile Jefferson to Lakeland of the NBA G League.
February 14, 2019	Recall Melvin Frazier Jr. from Lakeland of the NBA G League; transfer two-way players Troy Caupain and Amile Jefferson to Orlando.
February 15, 2019	Transfer two-way player Troy Caupain to Lakeland.
February 22, 2019	Assign Melvin Frazier Jr. to Lakeland of the NBA G League.
March 1, 2019	Recall Melvin Frazier Jr. from Lakeland of the NBA G League.
March 4, 2019	Transfer two-way player Troy Caupain to Orlando.
March 7, 2019	Transfer two-way player Troy Caupain to Lakeland.
March 9, 2019	Transfer two-way player Troy Caupain to Orlando.
March 14, 2019	Transfer two-way player Troy Caupain to Lakeland.
March 15, 2019	Sign free agent Michael Carter-Williams to a 10-day contract.
March 19, 2019	Transfer two-way player Amile Jefferson to Lakeland; transfer two-way player Amile Jefferson to Orlando.
March 22, 2019	Assign Melvin Frazier Jr. to Lakeland of NBA G League.
March 23, 2019	Transfer two-way player Amile Jefferson to Lakeland; recall Melvin Frazier Jr. and transfer two-way player Amile Jefferson to Orlando.
March 25, 2019	Sign Michael Carter-Williams to a second 10-day contract; transfer two-way player Troy Caupain to Orlando.
March 26, 2019	Transfer two-way player Troy Caupain to Lakeland.
March 27, 2019	Assign Melvin Frazier Jr. to Lakeland of the NBA G League.
March 29, 2019	Transfer two-way player Amile Jefferson to Lakeland.
March 30, 2019	Transfer two-way player Amile Jefferson to Orlando.
April 2, 2019	Transfer two-way player Amile Jefferson to Lakeland.
April 3, 2019	Transfer two-way players Troy Caupain and Amile Jefferson to Orlando; recall Melvin Frazier Jr. from Lakeland of the NBA G League.
April 4, 2019	Sign Michael Carter-Williams for the remainder of the season; waive Isaiah Briscoe.

ALL-TIME TRANSACTIONS

April 29, 2019	Co-Founder and Senior Vice President Pat Williams announces his retirement.
June 20, 2019	Select Chuma Okeke (Auburn) in the first round of the 2019 NBA Draft (16th overall); acquire a future second round draft pick and cash considerations from the L.A. Lakers in exchange for the draft rights to Talen Horton-Tucker (Iowa State, 46th overall).
June 25, 2019	Exercise team option on Wes Iwundu.
July 6, 2019	Re-sign Terrence Ross; sign free agent Al-Farouq Aminu; waive Timofey Mozgov; re-sign Nikola Vucevic.
July 10, 2019	Re-sign Michael Carter-Williams; re-sign Khem Birch.
July 23, 2019	Sign free agent Josh Magette to a two-way contract.
July 30, 2019	Re-sign Amile Jefferson to a two-way contract; sign free agents DaQuan Jeffries and Vic Law.
August 13, 2019	Sign free agent Hassani Gravett.
September 16, 2019	Exercise third-year team option on Mo Bamba and exercise fourth-year team option on Markelle Fultz and Jonathan Isaac.
September 24, 2019	Sign free agent Isaac Humphries.
September 27, 2019	Sign free agent B.J. Johnson.
October 6, 2019	Waive Hassani Gravett.
October 7, 2019	Sign free agent Jon Davis.
October 19, 2019	Waive Jon Davis, Isaac Humphries, DaQuan Jeffries, B.J. Johnson and Vic Law.
November 1, 2019	Sign Amile Jefferson.
November 4, 2019	Sign B.J. Johnson to a two-way contract.
November 16, 2019	Assign Melvin Frazier Jr. and Amile Jefferson to Lakeland of the NBA G League.
November 17, 2019	Recall Melvin Frazier Jr. and Amile Jefferson from Lakeland of the NBA G League.
December 10, 2019	Assign Melvin Frazier Jr. and Amile Jefferson to Lakeland of the NBA G League.
December 11, 2019	Recall Melvin Frazier Jr. and Amile Jefferson from Lakeland of the NBA G League.
December 19, 2019	Assign Melvin Frazier Jr. and Amile Jefferson to Lakeland of the NBA G League.
December 20, 2019	Recall Melvin Frazier Jr. and Amile Jefferson from Lakeland of the NBA G League.
January 9, 2020	Assign Melvin Frazier Jr. to Lakeland of the NBA G League.
January 11, 2020	Sign Josh Magette to a 10-day contract; sign free agent Vic Law to a two-way contract.
January 14, 2020	Sign free agent Gary Clark to a 10-day contract; release Josh Magette.
January 26, 2020	Recall Melvin Frazier Jr. from Lakeland of the NBA G League.
January 29, 2020	Sign free agent Gary Clark to a second 10-day contract.
February 2, 2020	Assign Melvin Frazier Jr. to Lakeland of the NBA G League.
February 6, 2020	Acquire James Ennis III from Philadelphia in exchange for a 2020 second round draft pick; waive Amile Jefferson.

ALL-TIME TRANSACTIONS

February 8, 2020	Sign Gary Clark for the remainder of the season; recall Melvin Frazier Jr. from Lakeland of the NBA G League.
February 9, 2020	Assign Melvin Frazier Jr. to Lakeland of the NBA G League.
February 10, 2020	Recall Melvin Frazier Jr. from Lakeland of the NBA G League.
February 21, 2020	Assign Melvin Frazier Jr. to Lakeland of the NBA G League.
March 2, 2020	Recall Melvin Frazier Jr. from Lakeland of the NBA G League.
March 3, 2020	Assign Melvin Frazier Jr. to Lakeland of the NBA G League.
March 12, 2020	Recall Melvin Frazier Jr. from Lakeland of the NBA G League.
November 16, 2020	Sign Chuma Okeke.
November 18, 2020	Acquire two future second round draft selections from Milwaukee (a second round pick owed to Milwaukee from Indiana in either 2022, 2023 or 2024 and Milwaukee's second round pick in 2026) in exchange for a second round draft pick (45th overall) in the 2020 NBA Draft; Select Cole Anthony (North Carolina) in the first round of the 2020 NBA Draft (15th overall).
November 21, 2020	Sign Cole Anthony.
November 23, 2020	Re-sign Gary Clark.
November 24, 2020	Re-sign Michael Carter-Williams; sign free agent Dwayne Bacon.
November 25, 2020	Re-sign James Ennis III.
November 27, 2020	Sign free agents Jordan Bone and Karim Mané to two-way contracts; sign free agents Devin Cannady, Robert Franks and Jon Teske.
December 16, 2020	Exercise fourth-year team option on Mo Bamba.
December 19, 2020	Waive Devin Cannady, Robert Franks and Jon Teske; sign free agent Jeff Downtin; waive Jeff Downtin.
December 21, 2020	Sign Markelle Fultz and Jonathan Isaac to contract extensions.
February 3, 2021	Sign free agent Frank Mason III to a two-way contract; waive Jordan Bone.
February 15, 2021	Sign free agent Chasson Randle to a two-way contract; waive Frank Mason III.
March 25, 2021	Acquire Wendell Carter Jr., Otto Porter Jr. and two future first round draft picks from Chicago in exchange for Al-Farouq Aminu and Nikola Vučević; acquire R.J. Hampton, Gary Harris and a future first round draft pick from Denver in exchange for Gary Clark and Aaron Gordon; acquire two future second round draft picks and Jeff Teague from Boston in exchange for Evan Fournier.
March 27, 2021	Waive Jeff Teague.
April 6, 2021	Sign free agent Devin Cannady to a 10-day contract.
April 8, 2021	Waive Khem Birch.
April 12, 2021	Sign free agent Robert Franks to a 10-day contract.
April 13, 2021	Sign free agent Donta Hall to a 10-day contract; release Devin Cannady from his 10-day contract; waive Karim Mané.
April 16, 2021	Sign Devin Cannady to a two-way contract.
April 22, 2021	Sign Robert Franks to a second 10-day contract.

ALL-TIME TRANSACTIONS

April 23, 2021	Sign Donta Hall to a second 10-day contract.
April 27, 2021	Sign free agent Moritz Wagner for the remainder of the season; release Robert Franks from his 10-day contract.
May 2, 2021	Sign free agent Ignas Brazdeikis to a 10-day contract; release Donta Hall from his 10-day contract.
May 4, 2021	Sign free agent Sindarius Thornwell to a two-way contract; waive Devin Cannady.
May 9, 2021	Sign free agent Donta Hall for the remainder of the season.
May 12, 2021	Sign Ignas Brazdeikis for the remainder of the season.
June 5, 2021	Mutually agree to part ways with Head Coach Steve Clifford.
July 11, 2021	Name Jamahl Mosley head coach.
July 29, 2021	Select Jalen Suggs (Gonzaga) in the first round of the 2021 NBA Draft (fifth overall); Select Franz Wagner (Michigan) in the first round of the 2021 NBA Draft (eighth overall); Acquire a future second round pick (2026 via Detroit) and cash considerations from the L.A. Clippers in exchange for the draft rights to Jason Preston (33rd overall, 2021 NBA Draft).
August 3, 2021	Sign Jalen Suggs and Franz Wagner.
August 6, 2021	Sign free agent Robin Lopez.
August 8, 2021	Waive Dwayne Bacon; Name Nate Tibbetts, Jesse Mermuys, Dale Osbourne, Bret Brielmaier and Lionel Chalmers assistant coaches.
August 11, 2021	Re-sign free agent Ignas Brazdeikis to a two-way contract.
August 23, 2021	Re-sign free agent Moritz Wagner.
September 8, 2021	Sign free agents Jeff Downtin, Hassani Gravett and Jon Teske.
September 9, 2021	Sign free agent E'Twaun Moore.
September 21, 2021	Sign free agent Admiral Schofield.
October 5, 2021	Exercise third-year team options on Cole Anthony, R.J. Hampton and Chuma Okeke.
October 7, 2021	Sign free agent Jeremiah Tilmon; Waive Jon Teske.
October 11, 2021	Promote Matt Lloyd to vice president of basketball operations, Anthony Parker to assistant general manager and Adetunji Adedipe to general manager of the Lakeland Magic/Orlando Magic scout.
October 12, 2021	Sign free agent Devin Cannady; Waive Jeremiah Tilmon.
October 15, 2021	Sign free agent B.J. Johnson; Waive Devin Cannady.
October 16, 2021	Sign Wendell Carter Jr. to a contract extension; Waive Jeff Downtin, Hassani Gravett, B.J. Johnson and Admiral Schofield.
October 26, 2021	Sign free agent Mychal Mulder to a two-way contract.
December 17, 2021	Sign free agents Aleem Ford, Hassani Gravett, B.J. Johnson and Admiral Schofield to 10-day contracts via NBA hardship exceptions.

ALL-TIME TRANSACTIONS

December 21, 2021	Sign free agents Tim Frazier and Freddie Gillespie to 10-day contracts via NBA hardship exceptions.
December 27, 2021	Sign Hassani Gravett and Admiral Schofield to second 10-day contracts via NBA hardship exceptions.
December 31, 2021	Sign Tim Frazier and Freddie Gillespie to second 10-day contracts via NBA hardship exceptions.
January 6, 2022	Sign Admiral Schofield to a two-way contract; Waive Mychal Mulder.
January 13, 2022	Sign President of Basketball Operations Jeff Weltman and General Manager John Hammond to contract extensions.
February 10, 2022	Acquire Bol Bol, P.J. Dozier, a future second round draft pick and cash considerations from Boston in exchange for a protected second round draft pick; Also use TPE to complete the deal; Waive Michael Carter-Williams, P.J. Dozier and E'Twaun Moore.
March 22, 2022	Sign free agent Jeff Downtin to a 10-day contract.
March 31, 2022	Sign free agent Devin Cannady to a 10-day contract; release Jeff Downtin.
April 10, 2022	Sign Devin Cannady.
June 23, 2022	Acquire a future second round draft pick (2028, better of L.A. Lakers or Washington) and cash considerations from the L.A. Lakers in exchange for a 2022 second round draft pick (35th overall); Select Paolo Banchemo (Duke) in the first round of the 2022 NBA Draft (first overall); Select Caleb Houston (Michigan) in the second round of the 2022 NBA Draft (32nd overall).
June 30, 2022	Sign Gary Harris to a contract extension.
July 1, 2022	Sign Paolo Banchemo.
July 7, 2022	Re-sign free agent Bol Bol; Re-sign free agent Mo Bamba.
July 10, 2022	Sign Caleb Houston.
July 22, 2022	Re-sign free agent Admiral Schofield to a two-way contract.
July 25, 2022	Sign free agent Kevon Harris to a two-way contract.
September 12, 2022	Sign free agent Joel Ayayi.
September 24, 2022	Waive Joel Ayayi; Sign free agents Aleem Ford and Zavier Simpson.
October 8, 2022	Waive Aleem Ford and Zavier Simpson; Sign free agents Alex Morales and Jay Scrubb.
October 10, 2022	Waive Alex Morales; Sign free agent Drake Jeffries.
October 12, 2022	Waive Drake Jeffries; Sign free agent Simi Shittu.
October 15, 2022	Waive Devin Cannady, Jay Scrubb and Simi Shittu.
October 28, 2022	Exercise third-year team options on Jalen Suggs and Franz Wagner, as well as fourth-year team options on Cole Anthony and Chuma Okeke.
December 6, 2022	Assign Jonathan Isaac to Lakeland of the NBA G League.
December 14, 2022	Assign R.J. Hampton to Lakeland of the NBA G League.

ALL-TIME TRANSACTIONS

December 17, 2022	Recall R.J. Hampton from Lakeland of the NBA G League.
January 5, 2023	Assign R.J. Hampton to Lakeland of the NBA G League.
January 10, 2023	Assign Jonathan Isaac to Lakeland of the NBA G League.
January 14, 2023	Recall R.J. Hampton from Lakeland of the NBA G League.
January 16, 2023	Assign Caleb Houston to Lakeland of the NBA G League.
January 20, 2023	Recall Jonathan Isaac from Lakeland of the NBA G League.
January 25, 2023	Recall Caleb Houston from Lakeland of the NBA G League.
January 27, 2023	Assign R.J. Hampton and Caleb Houston to Lakeland of the NBA G League.
January 29, 2023	Recall R.J. Hampton and Caleb Houston from Lakeland of the NBA G League.
February 4, 2023	Assign R.J. Hampton to Lakeland of the NBA G League.
February 6, 2023	Recall R.J. Hampton from Lakeland of the NBA G League; Assign Chuma Okeke to Lakeland of the NBA G League.
February 8, 2023	Assign Caleb Houston to Lakeland of the NBA G League.
February 9, 2023	Recall Caleb Houston from Lakeland of the NBA G League; Acquire guard Patrick Beverley and cash considerations from the Los Angeles Lakers, as well as a future second round draft pick (2024 selection) from the Denver Nuggets, as part of a four-team trade also involving the L.A. Clippers; Orlando sends center Mo Bamba to the L.A. Lakers as part of the deal. Other details of the trade are as follows: Denver acquires Thomas Bryant from the L.A. Lakers, the L.A. Clippers acquire Bones Hyland from Denver, and the L.A. Lakers acquire Bamba from Orlando, Davon Reed from Denver, as well as two future second round draft picks (2024 and 2025 selections) from the L.A. Clippers.
February 11, 2023	Assign R.J. Hampton to Lakeland of the NBA G League; Recall R.J. Hampton and Chuma Okeke from Lakeland of the NBA G League.
February 12, 2023	Waive Patrick Beverley and Terrence Ross.
February 13, 2023	Sign free agent Goga Bitadze.
February 21, 2023	Waive R.J. Hampton; Convert contract of Admiral Schofield to standard NBA contract.
February 22, 2023	Assign Caleb Houston to Lakeland of the NBA G League.
February 26, 2023	Sign free agent Michael Carter-Williams.
February 28, 2023	Recall Caleb Houston from Lakeland of the NBA G League.
March 4, 2023	Assign Caleb Houston to Lakeland of the NBA G League.
March 5, 2023	Recall Caleb Houston from Lakeland of the NBA G League.
March 12, 2023	Assign Caleb Houston to Lakeland of the NBA G League.
March 14, 2023	Recall Caleb Houston from Lakeland of the NBA G League.
March 24, 2023	Sign free agent Jay Scrubb to a two-way contract.
April 18, 2023	Name Arnie Kander vice president of player performance and wellness.
June 5, 2023	Waive Jay Scrubb.

ALL-TIME TRANSACTIONS

June 22, 2023	Select Anthony Black (Arkansas) in the first round of the 2023 NBA Draft (sixth overall); Select Jett Howard (Michigan) in the first round of the 2023 NBA Draft (11th overall); Acquire a future second round draft pick (2030) and cash considerations from Milwaukee in exchange for the draft rights to Andre Jackson Jr. (Connecticut, 36th overall).
June 29, 2023	Exercise team option on Goga Bitadze for the 2023-24 season; Decline team options on Michael Carter-Williams and Admiral Schofield.
June 30, 2023	Exercise team option on Gary Harris.
July 1, 2023	Sign Anthony Black and Jett Howard.
July 4, 2023	Waive Bol Bol.
July 5, 2023	Promote Anthony Parker to general manager and Pete D'Alessandro to executive vice president; John Hammond transitions to senior advisor.
July 7, 2023	Sign free agent Joe Ingles.
July 11, 2023	Re-sign free agent Moritz Wagner.
July 17, 2023	Acquire the unprotected swap rights to a 2026 first round draft pick from Phoenix or Washington in exchange for three future second round draft picks – a 2024 pick from Denver, a 2026 least-favorable pick between Orlando, Milwaukee or Detroit (via the L.A. Clippers) and a 2028 pick from Boston (protected 31-45).
July 20, 2023	Re-sign free agent Admiral Schofield to a two-way contract.
September 12, 2023	Sign free agents Trevelin Queen and Brandon Williams.
September 13, 2023	Sign free agent Mac McClung.
September 14, 2023	Sign free agent Alex Morales.
September 15, 2023	Waive Alex Morales.
September 29, 2023	Sign free agent D.J. Wilson.

Magic All-Time Month-By-Month Record

Year	Oct.	Nov.	Dec.	Jan.	Feb.	Mar.	Apr.	May	July	Aug.	Total
1989-90	–	7-7	2-13	4-10	3-10	1-13	1-11	–	–	–	18-64
1990-91	–	3-12	4-11	4-10	8-3	7-8	5-7	–	–	–	31-51
1991-92	–	6-8	0-15	5-10	3-10	3-12	4-6	–	–	–	21-61
1992-93	–	8-3	5-8	5-8	8-6	7-9	8-7	–	–	–	41-41
1993-94	–	6-5	10-7	10-5	7-3	8-8	9-4	–	–	–	50-32
1994-95	–	10-2	13-4	12-2	8-5	10-5	4-7	–	–	–	57-25
1995-96	–	13-2	10-4	8-6	11-3	12-3	6-4	–	–	–	60-22
1996-97	–	8-4	2-12	11-4	9-5	10-6	5-6	–	–	–	45-37
1997-98	0-1	10-5	7-7	4-12	8-4	8-7	4-5	–	–	–	41-41
1998-99	–	–	–	–	10-4	12-6	10-7	1-0	–	–	33-17
1999-00	–	7-8	8-6	5-12	6-5	11-5	4-5	–	–	–	41-41
2000-01	1-0	4-11	9-5	7-7	9-3	9-7	4-6	–	–	–	43-39
2001-02	1-0	6-9	8-8	8-6	8-3	9-7	4-5	–	–	–	44-38
2002-03	2-0	8-7	8-8	6-9	5-6	10-5	3-5	–	–	–	42-40
2003-04	1-1	0-14	7-9	5-12	4-8	2-13	2-4	–	–	–	21-61
2004-05	–	8-5	7-7	9-8	4-7	6-10	2-9	–	–	–	36-46
2005-06	–	7-7	5-8	6-9	2-12	9-8	7-2	–	–	–	36-46
2006-07	–	12-4	6-10	6-8	4-9	6-8	6-3	–	–	–	40-42
2007-08	1-0	13-4	8-7	7-7	8-5	10-4	5-3	–	–	–	52-30
2008-09	0-2	13-2	12-3	10-3	8-6	12-2	4-5	–	–	–	59-23
2009-10	2-0	12-4	9-4	9-8	8-4	12-2	7-1	–	–	–	59-23
2010-11	1-1	12-3	8-8	10-6	7-4	9-6	5-2	–	–	–	52-30
2011-12	–	–	3-1	9-8	11-4	9-7	5-9	–	–	–	37-29
2012-13	–	5-10	7-9	2-12	2-11	3-13	1-7	–	–	–	20-62
2013-14	0-2	6-8	4-11	3-14	5-7	3-11	2-6	–	–	–	23-59
2014-15	0-2	7-10	6-10	2-13	4-6	3-11	3-5	–	–	–	25-57
2015-16	0-2	9-6	10-5	2-12	5-7	6-11	3-4	–	–	–	35-47
2016-17	0-3	7-8	8-8	4-12	3-7	5-11	2-4	–	–	–	29-53
2017-18	5-2	4-11	3-12	3-10	3-8	4-10	3-4	–	–	–	25-57
2018-19	2-5	9-7	5-8	5-11	8-3	9-5	4-1	–	–	–	42-40
2019-20	2-2	5-9	7-8	7-8	6-6	3-2	–	–	1-0	2-5	33-40
2020-21	–	–	4-1	4-12	5-8	3-10	3-13	2-7	–	–	21-51
2021-22	1-6	3-12	3-11	4-11	4-7	5-10	2-3	--	--	--	22-60
2022-23	1-6	4-11	8-7	7-7	6-5	7-8	1-4	--	--	--	34-48
Totals	20-35	232-218	216-255	203-292	210-204	243-263	137-174	3-7	1-0	2-5	1,268-1,453

Magic All-Time Triple-Doubles

2020-21:	Aaron Gordon (18 pts., 17 rebs., 10 asts. @ New York, 1-18-21); Nikola Vucevic (30 pts., 16 rebs., 10 asts. vs. Golden State, 2-19-21)
2019-20:	Markelle Fultz (21 pts., 11 rebs., 10 asts. @ L.A. Lakers, 1-15-20); Aaron Gordon (17 pts., 12 asts., 11 rebs. vs. Minnesota, 2-28-20)
2018-19:	Nikola Vucevic (27 pts., 13 rebs., 12 asts. @ Philadelphia, 10-20-18)
2017-18:	Nikola Vucevic (31 pts., 13 rebs., 10 asts. @ Atlanta, 12-9-17)
2016-17:	Elfrid Payton (16 pts., 11 rebs., 10 asts. vs. New York, 3-6-17); Elfrid Payton (22 pts., 14 rebs., 14 asts. vs. Chicago, 3-8-17); Elfrid Payton (13 pts., 13 asts., 10 rebs. @ Sacramento, 3-13-17); Elfrid Payton (14 pts., 11 rebs., 10 asts. vs. Detroit, 3-24-17); Elfrid Payton (20 pts., 11 rebs., 11 asts. @ Brooklyn, 4-1-17)
2015-16:	Victor Oladipo (21 pts., 13 rebs., 10 asts. vs. Oklahoma City, 10-30-15); Elfrid Payton (20 pts., 10 rebs., 10 asts. @ Detroit, 3-23-16)
2014-15:	Elfrid Payton (15 pts., 10 rebs., 12 asts. @ Dallas, 3-18-15); Elfrid Payton (22 pts., 10 rebs., 10 asts. vs. Portland, 3-20-15)
2013-14:	Victor Oladipo (26 pts., 10 rebs., 10 asts. @ Philadelphia, 12-3-13)
2010-11:	Hedo Turkoglu (10 pts., 14 rebs., 10 asts. vs. Golden State, 1-3-11)
2008-09:	Dwight Howard (30 pts., 19 rebs., 10 blks. @ Oklahoma City, 11-12-08)
2007-08:	Hedo Turkoglu (13 pts., 13 asts., 12 rebs. vs. Dallas, 2-4-08); Hedo Turkoglu (23 pts., 13 asts., 10 rebs. vs. Atlanta, 3-10-08)
2005-06:	Steve Francis (22 pts., 10 rebs., 10 asts. vs. Philadelphia, 1-29-06)
2002-03:	Tracy McGrady (46 pts., 13 asts., 10 rebs. @ New Jersey, 2-23-03)
2001-02:	Tracy McGrady (22 pts., 11 rebs., 11 asts. vs. Philadelphia, 2-23-02)
1999-00:	Charles “Bo” Outlaw (10 pts., 14 rebs., 10 asts. vs. Boston, 3-28-00)
1997-98:	Charles “Bo” Outlaw (25 pts., 13 rebs., 10 asts. vs. New Jersey, 4-17-98)
1995-96:	Anthony Bowie (20 pts., 10 rebs., 10 asts. vs. Detroit, 3-19-96); Brian Shaw (11 pts., 10 rebs., 10 asts. vs. L.A. Clippers, 12-29-95)
1994-95:	Anfernee Hardaway (35 pts., 12 asts., 10 rebs. at Milwaukee, 11-26-94)
1993-94:	Anfernee Hardaway (14 pts., 12 asts., 11 rebs. at Boston 4-15-94); Shaquille O’Neal (24 pts., 28 rebs., 15 blks. at New Jersey 11-20-93)
1992-93:	Scott Skiles (14 pts., 12 rebs., 12 asts. vs. Washington 11-12-92)
1991-92:	Nick Anderson (12 pts., 12 rebs., 10 asts. vs. Dallas 1-24-92)
1989-90:	Scott Skiles (23 pts., 17 asts., 12 rebs. at New York 3-20-90); Sam Vincent (21 pts., 17 asts., 11 rebs. vs. Indiana 1-30-90)

ALL-TIME AWARD WINNERS

All-NBA Teams

2011-12 – Dwight Howard (First Team)
2010-11 – Dwight Howard (First Team)
2009-10 – Dwight Howard (First Team)
2008-09 – Dwight Howard (First Team)
2007-08 – Dwight Howard (First Team)
2006-07 – Dwight Howard (Third Team)
2003-04 – Tracy McGrady (Second Team)
2002-03 – Tracy McGrady (First Team)
2001-02 – Tracy McGrady (First Team)
2000-01 – Tracy McGrady (Second Team)
1996-97 – Anfernee Hardaway (Third Team)
1995-96 – Anfernee Hardaway (First Team),
Shaquille O'Neal (Third Team)
1994-95 – Anfernee Hardaway (First Team),
Shaquille O'Neal (Second Team)
1993-94 – Shaquille O'Neal (Third Team)

NBA All-Rookie Teams

2022-23 – Paolo Banchero (First Team)
2021-22 – Franz Wagner (First Team)
2014-15 – Elfrid Payton (First Team)
2013-14 – Victor Oladipo (First Team)
2004-05 – Dwight Howard (First Team),
Jameer Nelson (Second Team)
2002-03 – Drew Gooden (First Team),
Gordan Giricek (Second Team)
2000-01 – Mike Miller (First Team)
1999-00 – Chucky Atkins (Second Team)
1998-99 – Matt Harpring (First Team),
Michael Doleac (Second Team)
1993-94 – Anfernee Hardaway (First Team)
1992-93 – Shaquille O'Neal (First Team)
1991-92 – Stanley Roberts (Second Team)
1990-91 – Dennis Scott (First Team)

NBA All-Defensive Teams

2011-12 – Dwight Howard (First Team)
2010-11 – Dwight Howard (First Team)
2009-10 – Dwight Howard (First Team)
2008-09 – Dwight Howard (First Team)
2007-08 – Dwight Howard (Second Team)
1995-96 – Horace Grant (Second Team)
1994-95 – Horace Grant (Second Team)

NBA Defensive Player-of-the-Year

2010-11 – Dwight Howard
2009-10 – Dwight Howard
2008-09 – Dwight Howard

NBA Executive-of-the-Year

1999-00 – John Gabriel

NBA Coach-of-the-Year

1999-00 – Glenn “Doc” Rivers

NBA Rookie-of-the-Year

2022-23 – Paolo Banchero
2000-01 – Mike Miller
1992-93 – Shaquille O'Neal

NBA Sixth Man Award

1998-99 – Darrell Armstrong

NBA Sportsmanship Award

2004-05 – Grant Hill

NBA Most Improved Player

2011-12 – Ryan Anderson
2007-08 – Hedo Turkoglu
2000-01 – Tracy McGrady
1998-99 – Darrell Armstrong
1990-91 – Scott Skiles

NBA All-Star Appearances Game

2021 – Nikola Vucevic
2019 – Nikola Vucevic
2012 – Dwight Howard
2011 – Dwight Howard
2010 – Dwight Howard, Stan Van Gundy
(Head Coach), Brendan Malone
(Asst. Coach), Patrick Ewing (Asst. Coach),
Steve Clifford (Asst. Coach), Bob Beyer
(Asst. Coach), Ahmad Ajami (Asst. Coach)
2009 – Dwight Howard, Rashard Lewis,
Jameer Nelson (out with injury)
2008 – Dwight Howard
2007 – Dwight Howard
2005 – Grant Hill
2004 – Tracy McGrady
2003 – Tracy McGrady
2002 – Tracy McGrady
2001 – Tracy McGrady, Grant Hill (out with injury)
1998 – Anfernee Hardaway
1997 – Anfernee Hardaway
1996 – Anfernee Hardaway,
Shaquille O'Neal
1995 – Anfernee Hardaway,
Shaquille O'Neal,
Brian Hill (Head Coach),
Richie Adubato (Asst. Coach),
Tree Rollins (Asst. Coach),
Tom Sterner (Asst. Coach)
1994 – Shaquille O'Neal
1993 – Shaquille O'Neal

Rookie/Rising Stars Game

2023 – Paolo Banchero, Franz Wagner
2022 – Cole Anthony, Jalen Suggs, Franz Wagner
2016 – Mario Hezonja, Elfrid Payton
2015 – Victor Oladipo, Elfrid Payton
2014 – Victor Oladipo
2013 – Andrew Nicholson, Nikola Vucevic
2006 – Dwight Howard, Jameer Nelson (out w/injury)
2005 – Dwight Howard
2002 – Mike Miller
2001 – Mike Miller
1994 – Anfernee Hardaway (MVP)

Other

2023 – Paolo Banchero (Skills Challenge)
2022 – Cole Anthony (Slam Dunk Contest)
2021 – Nikola Vucevic (Skills Challenge)
2020 – Aaron Gordon (Slam Dunk Contest)
2019 – Nikola Vucevic (Skills Challenge)
2017 – Aaron Gordon (Slam Dunk Contest)
2016 – Aaron Gordon (Slam Dunk Contest)
2015 – Victor Oladipo (Slam Dunk Contest),
Elfrid Payton (Skills Challenge)
2014 – Arron Afflalo (Long Distance Shootout),
Victor Oladipo (Skills Challenge with
Michael Carter-Williams)
2012 – Ryan Anderson (Long Distance Shootout),
Jameer Nelson (Shooting Stars with
Dennis Scott and Marie Ferdinand-Harris)
2009 – Dwight Howard (Slam Dunk Contest),
Rashard Lewis (Long Distance Shootout)
2008 – Dwight Howard (Slam Dunk Contest – *WINNER)
2007 – Dwight Howard (Slam Dunk Contest)
2003 – Pat Garrity (Long Distance Shootout)
2002 – Mike Miller (Long Distance Shootout)
2001 – Tracy McGrady (2ball with Nykesha Sales of
Orlando Miracle), Pat Garrity (Long Distance
Shootout)
1996 – Darrell Armstrong (Slam Dunk Contest),
Dennis Scott (Long Distance Shootout)
1995 – Nick Anderson (Long Distance Shootout)
1992 – Nick Anderson (Slam Dunk Contest)
1991 – Dennis Scott (Long Distance Shootout),
Otis Smith (Slam Dunk Contest)

ALL-TIME AWARD WINNERS

NBA Player of the Month

February, 2011 – Dwight Howard
October/November, 2010 – Dwight Howard
April, 2008 – Hedo Turkoglu
December, 2007 – Dwight Howard
November, 2007 – Dwight Howard
November, 2006 – Dwight Howard
April, 2006 – Dwight Howard
March, 2003 – Tracy McGrady
November, 2002 – Tracy McGrady
February, 2002 – Tracy McGrady
February, 2001 – Tracy McGrady
November, 1995 – Anfernee Hardaway
March, 1995 – Shaquille O'Neal
November, 1994 – Shaquille O'Neal
December, 1993 – Shaquille O'Neal

NBA Rookie of the Month

March/April, 2023 – Paolo Banchero
February, 2023 – Paolo Banchero
January, 2023 – Paolo Banchero
December, 2022 – Paolo Banchero
December, 2021 – Franz Wagner
May, 2021 – R.J. Hampton
January, 2015 – Elfrid Payton
February, 2014 – Victor Oladipo
December, 2013 – Victor Oladipo
March, 2001 – Mike Miller (co-winner)
February, 2001 – Mike Miller
April, 1994 – Anfernee Hardaway
January, 1994 – Anfernee Hardaway
February, 1993 – Shaquille O'Neal
January, 1993 – Shaquille O'Neal
December, 1992 – Shaquille O'Neal
November, 1992 – Shaquille O'Neal
March, 1991 – Dennis Scott

NBA Coach of the Month

March/April, 2019 – Steve Clifford
December, 2015 – Scott Skiles
April, 2010 – Stan Van Gundy
October/November, 2009 – Stan Van Gundy
January, 2009 – Stan Van Gundy
November, 2006 – Brian Hill
November, 2004 – Johnny Davis

ALL-TIME AWARD WINNERS

NBA Player of the Week (week ending)

Nikola Vucevic	11-17-19
Nikola Vucevic	11-18-18
Nikola Vucevic	3-30-14
Dwight Howard	1-22-12
Dwight Howard	3-27-11
Dwight Howard	2-27-11
Dwight Howard	2-13-11
Dwight Howard	1-23-11
Dwight Howard	11-28-10
Dwight Howard	11-8-10
Dwight Howard	4-11-10
Dwight Howard	2-21-10
Dwight Howard	12-20-09
Dwight Howard	11-1-09
Dwight Howard	4-6-09
Dwight Howard	3-30-09
Dwight Howard	2-23-09
Jameer Nelson	1-19-09
Dwight Howard	1-12-09
Jameer Nelson	12-22-08
Hedo Turkoglu	2-3-08
Hedo Turkoglu	1-27-08
Dwight Howard	12-2-07
Dwight Howard	11-18-07
Dwight Howard	11-26-06
Grant Hill	11-21-04
Tracy McGrady	12-21-03
Tracy McGrady	4-13-03
Tracy McGrady	3-9-03
Tracy McGrady	2-23-03
Tracy McGrady	3-17-02
Darrell Armstrong	2-4-01
Darrell Armstrong	3-28-99
Nick Anderson	2-22-98
Dennis Scott	4-21-96
Shaquille O'Neal	3-3-96
Anfernee Hardaway	11-12-95
Shaquille O'Neal	3-5-95
Shaquille O'Neal	12-4-94
Anfernee Hardaway	11-27-94
Shaquille O'Neal	12-12-93
Nick Anderson	2-7-93
Shaquille O'Neal	11-15-92
Nick Anderson	1-26-92
Scott Skiles	4-21-91
Dennis Scott	3-10-91

Eastern Conference Championship Teams

1994-95, 2008-09

Division Championship Teams

2007-08, 2008-09, 2009-10, 2018-19 – Southeast Division
1994-95, 1995-96 – Atlantic Division

USA Olympic Basketball Teams

2008 – Dwight Howard
1996 – Anfernee Hardaway, Shaquille O'Neal

Rich & Helen DeVos Community Enrichment Award

2022-23 – Wendell Carter Jr.
2021-22 – Markelle Fultz
2018-19 – Aaron Gordon, Jonathan Isaac
2017-18 – Arron Afflalo
2016-17 – Elfrid Payton
2015-16 – Victor Oladipo
2014-15 – Tobias Harris, Victor Oladipo
2013-14 – Tobias Harris
2012-13 – Jameer Nelson
2011-12 – Dwight Howard, J.J. Redick
2010-11 – Dwight Howard
2009-10 – Dwight Howard
2008-09 – Dwight Howard
2007-08 – Dwight Howard
2006-07 – Charles “Bo” Outlaw
2005-06 – Charles “Bo” Outlaw
2004-05 – Dwight Howard
2003-04 – Pat Garrity
2002-03 – Tracy McGrady
2001-02 – Monty Williams
2000-01 – Grant Hill
1999-00 – Darrell Armstrong
1998-99 – Charles “Bo” Outlaw
1997-98 – Darrell Armstrong
1996-97 – Anfernee Hardaway
1995-96 – Nick Anderson

Orlando Magic Hall of Fame

2023 – Dennis Scott
2022 – John Gabriel, Brian Hill
2020 – Darrell Armstrong
2019 – David Steele
2018 – Tracy McGrady
2017 – Anfernee Hardaway, Jimmy Hewitt
2016 – Rich DeVos
2015 – Shaquille O'Neal
2014 – Nick Anderson, Pat Williams

ALL-TIME DRAFT PICKS

Magic All-Time Draft Selections

	Draft	Round Player (Overall Pick)	College
1989 Draft	1	Nick Anderson (11)	Illinois
	2	Michael Ansley (37)	Alabama
1990 Draft	1	Dennis Scott (4)	Georgia Tech
1991 Draft	1	Brian Williams (10)	Arizona
	1	Stanley Roberts (23)	Louisiana State
	2	Chris Corchiani (36)	North Carolina State
1992 Draft	1	Shaquille O'Neal (1)	Louisiana State
1993 Draft	1*	Chris Webber (1)	Michigan
	1	Geert Hammink (26)	Louisiana State
	* Orlando traded rights to Webber to Golden State for rights to Anfernee Hardaway (Memphis State, 3rd overall pick) and first round picks in 1996, 1998 and 2000.		
1994 Draft	1	Brooks Thompson (27)	Oklahoma State
	2	Rodney Dent (31)	Kentucky
1995 Draft	1	David Vaughn (25)	Memphis
1996 Draft	1	Brian Evans (27)	Indiana
	2	Amal McCaskill (49)	Marquette
1997 Draft	1	Johnny Taylor (17)	Tennessee-Chattanooga
	2*	Eric Washington (47)	Alabama
	* Orlando traded rights to Washington and a 1999 second round selection to Denver for the rights to Jason Lawson (Villanova, 42nd pick).		
1998 Draft	1	Michael Doleac (12)	Utah
	1	Keon Clark (13)	UNLV
	1	Matt Harpring (15)	Georgia Tech
	2	Miles Simon (42)	Arizona
1999 Draft	2	Laron Profit (38)	Maryland
	* Orlando acquired the rights to Corey Maggette (Duke, 13th pick overall) from Seattle, along with Dale Ellis, Don MacLean and Billy Owens in exchange for Horace Grant and two future second-round picks; Also acquired the rights to Louis Bullock (Michigan, 42nd overall) from Minnesota in exchange for future considerations.		
2000 Draft	1	Mike Miller (5)	Florida
	1*	Keyon Dooling (10)	Missouri
	1*	Courtney Alexander (13)	Fresno State
* Orlando acquired a future first round pick from the L.A. Clippers in exchange for the rights to the 10th overall pick in the 2000 NBA Draft (Dooling), Corey Maggette, Derek Strong and future considerations; Also obtained a future first round pick and future considerations from Dallas in exchange for the rights to the 13th overall pick in the 2000 NBA Draft (Alexander).			
2001 Draft	1	Steven Hunter (15)	DePaul
	1	Jeryl Sasser (22)	SMU
	2*	Omar Cook (32)	St. John's
	* Orlando traded the rights to Cook to Denver to fulfill a previous trade obligation; Also acquired the rights to Brendan Haywood (North Carolina, 20th overall) from Cleveland in exchange for Michael Doleac.		

ALL-TIME DRAFT PICKS

2002 Draft	1* Curtis Borchardt (18)	Stanford
	* Orlando acquired the rights to Ryan Humphrey (Notre Dame, 19th overall) and a 2002 second round pick (47th overall) from Utah in exchange for the rights to Borchardt; Also acquired the rights to Mario Kasun (Croatia, 41st overall) from the L.A. Clippers in exchange for future considerations (protection of first round pick owed by L.A. goes from 1-17 to 1-23 in 2003); Also acquired the draft rights to Rashard Griffith (1995 pick, 38th overall) from Milwaukee in exchange for the draft rights to Jamal Sampson (47th overall).	
2003 Draft	1 Reece Gaines (15)	Louisville
	2 Zaur "Zaza" Pachulia (42)	Turkey
	* Orlando acquired the rights to Keith Bogans (Kentucky, 43rd overall) from Milwaukee in exchange for cash considerations.	
2004 Draft	1 Dwight Howard (1)	SW Atl. Christian Academy
	2 Anderson Varejao (30)	Brazil
	2* Antonio Burks (36)	Memphis
	* Orlando traded the rights to Burks to Memphis in exchange for cash considerations; Also acquired the draft rights to Jameer Nelson (St. Joseph's, 20th overall) from Denver in exchange for a future first round pick.	
2005 Draft	1 Fran Vazquez (11)	Spain
	2 Travis Diener (38)	Marquette
	2* Martynas Andriuskevicius (44)	Lithuania
	* Orlando traded the rights to Andriuskevicius to Cleveland in exchange for a 2006 second round draft pick and cash considerations; Also acquired the draft rights to Marcin Gortat (57th overall) from Phoenix in exchange for cash considerations.	
2006 Draft	1 J.J. Redick (11)	Duke
	2 James Augustine (41)	Illinois
	2* Lior Eliyahu (44)	Israel
	* Orlando traded the rights to Eliyahu to Houston in exchange for cash considerations.	
2007 Draft	2* Reyshawn Terry (44)	North Carolina
	* Orlando traded the rights to Terry to Dallas in exchange for the draft rights to Milovan Rakovic (60th overall) and cash considerations; Also traded the 54th selection overall to Houston in exchange for cash considerations.	
2008 Draft	1 Courtney Lee (22)	Western Kentucky
2010 Draft	1 Daniel Orton (29)	Kentucky
	2 Stanley Robinson (59)	Connecticut
2011 Draft	2 DeAndre Liggins (53)	Kentucky
	* Orlando acquired the rights to Justin Harper (Richmond, 32nd overall) from Cleveland in exchange for two future second round draft picks.	
2012 Draft	1 Andrew Nicholson (19)	St. Bonaventure
	2 Kyle O'Quinn (49)	Norfolk State
2013 Draft	1 Victor Oladipo (2)	Indiana
	2 Romero Osby (51)	Oklahoma
2014 Draft	1 Aaron Gordon (4)	Arizona
	1* Dario Saric (12)	Croatia
	* Orlando traded the rights to Saric, along with a future first round draft pick and a future second round draft pick to Philadelphia in exchange for the draft rights to Elfrid Payton (Louisiana-Lafayette, 10th overall); Also acquired the draft rights to Roy Devyn Marble (56th overall) from Denver along with Evan Fournier in exchange for Arron Afflalo.	

ALL-TIME DRAFT PICKS

2015 Draft	1 Mario Hezonja (5)	Croatia
	2 Tyler Harvey (51)	Eastern Washington
2016 Draft	1* Domantas Sabonis (11)	Gonzaga
	2 Stephen Zimmerman (41)	UNLV
	2* Jake Layman (47)	Maryland
	* Orlando traded the rights to Sabonis, along with Victor Oladipo and Ersan Ilyasova to Oklahoma City in exchange for Serge Ibaka; Also traded the draft rights to Layman to Portland in exchange for a future second round draft pick and cash considerations.	
2017 Draft	1 Jonathan Isaac (6)	Florida State
	1* Anzejs Pasecniks (25)	Latvia
	2 Wesley Iwundu (33)	Kansas State
	2* Ivan Rabb (35)	California
	* Orlando traded the rights to Pasecniks to Philadelphia in exchange for a future first round draft pick and a future second round draft pick; Also traded the draft rights to Rabb to Memphis in exchange for a future second round draft pick.	
2018 Draft	1 Mohamed Bamba (6)	Texas
	2 Melvin Frazier (35)	Tulane
	2* Jarred Vanderbilt (41)	Kentucky
	* Orlando traded the rights to Vanderbilt to Denver in exchange for the draft rights to Justin Jackson (Maryland, 43rd overall) and a future second round draft pick.	
2019 Draft	1 Chuma Okeke (16)	Auburn
	2* Talen Horton-Tucker (46)	Iowa State
	* Orlando traded the rights to Horton-Tucker to the L.A. Lakers in exchange for a future second round draft pick (2020) and cash considerations.	
2020 Draft	1 Cole Anthony (15)	North Carolina
	* Orlando traded their second round draft pick (45th overall) to Milwaukee in exchange for two future second round draft picks (a second round pick owed to Milwaukee from Indiana in either 2022, 2023 or 2024 and Milwaukee's second round pick in 2026).	
2021 Draft	1 Jalen Suggs (5)	Gonzaga
	1 Franz Wagner (8)	Michigan
	* Orlando traded their second round draft pick (33rd overall) to the L.A. Clippers in exchange for a future second round draft pick (a second round pick owed from Detroit in 2026) and cash considerations.	
2022 Draft	1 Paolo Banchero (1)	Duke
	2 Caleb Houstan (32)	Michigan
	* Orlando traded their second round draft pick (35th overall) to the L.A. Lakers in exchange for a future second round draft pick (a second round pick in 2028, better of either the Lakers' or Washington's) and cash considerations.	
2023 Draft	1 Anthony Black (6)	Arkansas
	1 Jett Howard (11)	Michigan
	2* Andre Jackson Jr. (36)	Connecticut
	* Orlando traded the rights to Jackson Jr. to Milwaukee in exchange for a future second round draft pick (2030) and cash considerations.	

ALL-TIME CAREER LEADERS

(Seasons played in parentheses)

Games Played

Nick Anderson	692	(10)
Jameer Nelson	651	(10)
Dwight Howard	621	(8)
Nikola Vucevic	591	(9)
Pat Garrity	513	(9)
Darrell Armstrong	502	(9)
Hedo Turkoglu	497	(8)
Dennis Scott	446	(7)
Evan Fournier	435	(7)
Aaron Gordon	428	(7)

Minutes

Dwight Howard	22,471	(8)
Nick Anderson	22,440	(10)
Jameer Nelson	19,038	(10)
Nikola Vucevic	18,791	(9)
Hedo Turkoglu	16,233	(8)
Darrell Armstrong	14,234	(9)
Horace Grant	14,233	(7)
Anfernee Hardaway	13,721	(6)
Evan Fournier	13,714	(7)
Dennis Scott	13,692	(7)

Points

Dwight Howard	11,435	(8)
Nick Anderson	10,650	(10)
Nikola Vucevic	10,423	(9)
Tracy McGrady	8,298	(4)
Jameer Nelson	8,184	(10)
Shaquille O'Neal	8,019	(4)
Hedo Turkoglu	7,216	(8)
Evan Fournier	7,049	(7)
Anfernee Hardaway	7,018	(6)
Dennis Scott	6,603	(7)

Average Points Per Game

Tracy McGrady	28.1	(3)
Shaquille O'Neal	27.2	(4)
Steve Francis	19.4	(2)
Anfernee Hardaway	19.0	(6)
Reggie Theus	18.9	(1)
Dwight Howard	18.4	(8)
Nikola Vucevic	17.6	(9)
Juwan Howard	17.0	(1)
Vince Carter	16.3	(2)
Rashard Lewis	16.3	(4)

Field Goals Made

Nikola Vucevic	4,490	(9)
Nick Anderson	4,075	(10)
Dwight Howard	4,034	(8)
Shaquille O'Neal	3,208	(4)
Jameer Nelson	3,109	(10)
Tracy McGrady	2,985	(4)
Anfernee Hardaway	2,542	(6)
Evan Fournier	2,530	(7)
Hedo Turkoglu	2,510	(8)
Dennis Scott	2,421	(7)

Field Goals Attempted

Nikola Vucevic	9,003	(9)
Nick Anderson	8,976	(10)
Jameer Nelson	7,033	(10)
Dwight Howard	6,988	(8)
Tracy McGrady	6,689	(4)
Hedo Turkoglu	5,812	(8)
Dennis Scott	5,737	(7)
Evan Fournier	5,603	(7)
Shaquille O'Neal	5,522	(4)
Anfernee Hardaway	5,380	(6)

3-Point Field Goals Made

Dennis Scott	981	(7)
Nick Anderson	900	(10)
Evan Fournier	895	(7)
Jameer Nelson	874	(10)
Hedo Turkoglu	794	(8)
Terrence Ross	697	(7)
Rashard Lewis	658	(4)
Darrell Armstrong	654	(9)
Pat Garrity	624	(9)
JJ Redick	549	(7)

3-Point Field Goals Attempted

Nick Anderson	2,480	(10)
Dennis Scott	2,432	(7)
Evan Fournier	2,382	(7)
Jameer Nelson	2,335	(10)
Hedo Turkoglu	2,095	(8)
Terrence Ross	1,986	(7)
Darrell Armstrong	1,892	(9)
Rashard Lewis	1,650	(4)
Pat Garrity	1,569	(9)
Aaron Gordon	1,495	(7)

Free Throws Made

Dwight Howard	3,366	(8)
Tracy McGrady	1,819	(4)
Shaquille O'Neal	1,602	(4)
Nick Anderson	1,600	(10)
Anfernee Hardaway	1,568	(6)
Hedo Turkoglu	1,402	(8)
Scott Skiles	1,176	(5)
Darrell Armstrong	1,156	(9)
Evan Fournier	1,094	(7)
Jameer Nelson	1,092	(10)
Nikola Vucevic	1,053	(9)

Free Throws Attempted

Dwight Howard	5,727	(8)
Shaquille O'Neal	2,936	(4)
Nick Anderson	2,376	(10)
Tracy McGrady	2,368	(4)
Anfernee Hardaway	2,047	(6)
Hedo Turkoglu	1,741	(8)
Nikola Vucevic	1,389	(9)
Evan Fournier	1,348	(7)
Jameer Nelson	1,337	(10)
Scott Skiles	1,319	(5)

Rebounds

Dwight Howard	8,072	(8)
Nikola Vucevic	6,381	(9)
Shaquille O'Neal	3,691	(4)
Nick Anderson	3,667	(10)
Horace Grant	3,353	(7)
Aaron Gordon	2,753	(7)
Hedo Turkoglu	2,221	(8)
Bo Outlaw	2,160	(7)
Tracy McGrady	2,067	(4)
Jameer Nelson	2,038	(10)

Assists

Jameer Nelson	3,501	(10)
Scott Skiles	2,776	(5)
Darrell Armstrong	2,555	(9)
Anfernee Hardaway	2,343	(6)
Nick Anderson	1,937	(10)
Hedo Turkoglu	1,927	(8)
Elfrid Payton	1,804	(4)
Nikola Vucevic	1,668	(9)
Tracy McGrady	1,533	(4)
Evan Fournier	1,300	(7)

Steals

Nick Anderson	1,004	(10)
Darrell Armstrong	830	(9)
Anfernee Hardaway	718	(6)
Dwight Howard	626	(8)
Jameer Nelson	619	(10)
Nikola Vucevic	537	(9)
Tracy McGrady	452	(4)
Dennis Scott	429	(7)
Horace Grant	426	(7)
Hedo Turkoglu	425	(8)

Blocked Shots

Dwight Howard	1,344	(8)
Shaquille O'Neal	824	(4)
Nikola Vucevic	550	(9)
Bo Outlaw	536	(7)
Horace Grant	415	(7)
Mo Bamba	364	(5)
Nick Anderson	338	(10)
Tracy McGrady	292	(4)
Aaron Gordon	277	(7)
Jonathan Isaac	210	(4)

Personal Fouls

Dwight Howard	2,002	(8)
Jameer Nelson	1,681	(10)
Nikola Vucevic	1,475	(9)
Hedo Turkoglu	1,377	(8)
Nick Anderson	1,354	(10)
Pat Garrity	1,212	(9)
Jeff Turner	1,190	(7)
Evan Fournier	1,089	(7)
Shaquille O'Neal	1,053	(4)
Dennis Scott	970	(7)

ALL-TIME CAREER LEADERS

Scoring Average

Season	Player	G	PTS	Avg
1989-90	Catledge	74	1,435	19.4
1990-91	Skiles	79	1,357	17.2
1991-92	Anderson	60	1,196	19.9
1992-93	O'Neal	81	1,893	23.4
1993-94	O'Neal	81	2,377	29.3
1994-95	O'Neal	79	2,315	29.3
1995-96	O'Neal	54	1,434	26.6
1996-97	Hardaway	59	1,210	20.5
1997-98	Anderson	58	890	15.3
1998-99	Hardaway	50	791	15.8
1999-00	Armstrong	82	1,330	16.2
2000-01	McGrady	77	2,065	26.8
2001-02	McGrady	76	1,948	25.6
2002-03	McGrady	75	2,407	32.1
2003-04	McGrady	67	1,878	28.0
2004-05	Francis	78	1,663	21.3
2005-06	Howard	82	1,292	15.8
2006-07	Howard	82	1,443	17.6
2007-08	Howard	82	1,695	20.7
2008-09	Howard	79	1,624	20.6
2009-10	Howard	82	1,503	18.3
2010-11	Howard	78	1,784	22.9
2011-12	Howard	54	1,113	20.6
2012-13	Afflalo	64	1,057	16.5
2013-14	Afflalo	73	1,330	18.2
2014-15	Vucevic	74	1,428	19.3
2015-16	Vucevic	65	1,181	18.2
2016-17	Fournier	68	1,167	17.2
2017-18	Fournier	57	1,013	17.8
2018-19	Vucevic	80	1,665	20.8
2019-20	Vucevic	62	1,215	19.6
2020-21	Ross	46	717	15.6
2021-22	Anthony	65	1,062	16.3
2022-23	Banchero	72	1,437	20.0

Points

Season	Player	G	PTS
1989-90	Theus	76	1,438
1990-91	Skiles	79	1,357
1991-92	Anderson	60	1,196
1992-93	O'Neal	81	1,893
1993-94	O'Neal	82	2,377
1994-95	O'Neal	79	2,315
1995-96	Hardaway	82	1,780
1996-97	Seikaly	74	1,277
1997-98	Grant	76	921
1998-99	Hardaway	50	791
1999-00	Armstrong	82	1,330
2000-01	McGrady	77	2,065
2001-02	McGrady	76	1,948
2002-03	McGrady	75	2,407
2003-04	McGrady	67	1,878
2004-05	Francis	78	1,663
2005-06	Howard	82	1,292
2006-07	Howard	82	1,443
2007-08	Howard	82	1,695
2008-09	Howard	79	1,624
2009-10	Howard	82	1,503
2010-11	Howard	78	1,784
2011-12	Howard	54	1,113
2012-13	Afflalo	64	1,057
2013-14	Afflalo	73	1,330
2014-15	Vucevic	74	1,428
2015-16	Fournier	79	1,213
2016-17	Fournier	68	1,167
2017-18	Gordon	58	1,022
2018-19	Vucevic	80	1,665
2019-20	Fournier	66	1,221
2020-21	Ross	46	717
2021-22	F. Wagner	79	1,197
2022-23	F. Wagner	80	1,485

Games Played

Season	Player	G
1989-90	Anderson	81
1990-91	Scott/Kite	82
1991-92	Catledge	78
1992-93	O'Neal	81
1993-94	Hardaway/Scott/Skiles	82
1994-95	O'Neal	79
1995-96	Hardaway/Scott	82
1996-97	Strong	82
1997-98	Outlaw	82
1998-99	Armstrong/Grant/Hardaway/Harping	50
1999-00	Armstrong/Atkins/Garrity/Outlaw	82
2000-01	Amaechi/Miller/Williams	82
2001-02	Armstrong	82
2002-03	Armstrong	82
2003-04	Howard, Ju.	81
2004-05	Howard, D.	82
2005-06	Battie/Howard/Stevenson	82
2006-07	Howard	82
2007-08	Bogans/Foyle/Howard/Turkoglu	82
2008-09	Johnson	80
2009-10	Howard/Redick/Williams	82
2010-11	Howard	78
2011-12	Redick	65
2012-13	Vucevic	77
2013-14	Harkless/Oladipo	80
2014-15	Payton	82
2015-16	Fournier/Hezonja	79
2016-17	Payton	82
2017-18	Biyombo	82
2018-19	Augustin/Fournier/Ross	81
2019-20	Fultz	72
2020-21	Bacon	72
2021-22	F. Wagner	79
2022-23	F. Wagner	80

Free Throw Percentage

Season	Player	G	FTM-A	PCT
1989-90	Vincent	63	188-214	.879
1990-91	Skiles	79	340-377	.902
1991-92	Skiles	75	248-277	.895
1992-93	Skiles	78	289-324	.892
1993-94	Skiles	82	195-222	.878
1994-95	Turner	49	26-29	.897
1995-96	Scott	82	182-222	.820
1996-97	Armstrong	67	92-106	.868
1997-98	Armstrong	48	105-123	.854
1998-99	Armstrong	50	161-178	.904
1999-00	Armstrong	82	225-247	.911
2000-01	Armstrong	75	220-249	.884
2001-02	Armstrong	82	182-205	.888
2002-03	Armstrong	82	165-188	.878
2003-04	Howard	81	318-393	.809
2004-05	Francis	78	499-606	.823
2005-06	Turkoglu	78	255-296	.861
2006-07	Nelson	77	183-221	.828
2007-08	Dooling	72	163-193	.845
2008-09	Lewis	79	225-269	.836
2009-10	Redick	82	191-222	.860
2010-11	Redick	59	112-128	.875
2011-12	Redick	65	143-157	.911
2012-13	Redick	50	115-129	.891
2013-14	Nelson	68	96-112	.857
2014-15	Oladipo	72	262-320	.819
2015-16	Fournier	79	199-238	.836
2016-17	Green	69	145-168	.863
2017-18	Augustin	75	164-189	.868
2018-19	Ross	81	126-144	.875
2019-20	Augustin	57	161-181	.890
2020-21	Ross	46	120-138	.870
2021-22	F. Wagner	79	189-219	.863
2022-23	Anthony	60	152-170	.894

Field Goal Percentage

Season	Player	G	FGM-A	PCT
1989-90	Anasley	72	231-465	.497
1990-91	Anasley	67	144-263	.548
1991-92	Roberts	55	236-446	.529
1992-93	O'Neal	81	733-1,304	.562
1993-94	O'Neal	81	953-1,591	.599
1994-95	O'Neal	79	930-1,594	.583
1995-96	O'Neal	54	592-1,033	.573
1996-97	Grant	67	358-695	.515
1997-98	Outlaw	82	301-543	.554
1998-99	Outlaw	31	84-154	.545
1999-00	Outlaw	82	204-339	.602
2000-01	Outlaw	80	226-368	.614
2001-02	Williams	68	198-362	.547
2002-03	DeClercq	77	149-279	.534
2003-04	Hunter	59	82-155	.529
2004-05	Howard	82	352-677	.520
2005-06	Howard	82	468-881	.531
2006-07	Howard	82	526-873	.603
2007-08	Howard	82	583-974	.599
2008-09	Howard	79	560-979	.572
2009-10	Howard	82	510-834	.612
2010-11	Howard	78	619-1,044	.593
2011-12	Howard	54	416-726	.573
2012-13	Vucevic	77	461-889	.519
2013-14	Vucevic	57	353-696	.507
2014-15	Vucevic	74	631-1,206	.523
2015-16	Vucevic	65	533-1,046	.510
2016-17	Biyombo	81	179-339	.528
2017-18	Biyombo	82	183-352	.520
2018-19	Vucevic	80	701-1,354	.518
2019-20	Vucevic	62	493-1,033	.477
2020-21	Ennis	41	115-243	.473
2021-22	Carter Jr.	62	359-684	.525
2022-23	Bol	70	261-478	.546

3-Point Field Goal Percentage

Season	Player	G	3PM-A	PCT
1989-90	Skiles	70	52-132	.394
1990-91	Skiles	79	93-228	.408
1991-92	Scott	52	17-44	.386
1992-93	Bowie	54	108-268	.403
1993-94	Skiles	82	68-165	.412
1994-95	Scott	62	150-352	.426
1995-96	Scott	82	267-628	.425
1996-97	Scott	66	147-373	.394
1997-98	Anderson	58	77-214	.360
1998-99	Armstrong	50	69-189	.365
1999-00	Garrity	82	79-197	.401
2000-01	Garrity	76	97-224	.433
2001-02	Garrity	80	169-396	.427
2002-03	Garrity	81	161-407	.396
2003-04	Lue	76	80-209	.383
2004-05	Turkoglu	67	93-245	.380
2005-06	Nelson	62	70-165	.424
2006-07	Turkoglu	73	109-281	.388
2007-08	Nelson	69	64-154	.416
2008-09	Nelson	42	82-181	.453
2009-10	Redick	82	111-274	.405
2010-11	Turkoglu	56	86-213	.404
2011-12	Duhon	63	50-119	.420
2012-13	Redick	50	117-300	.390
2013-14	Afflalo	73	128-300	.427
2014-15	Frye	75	136-346	.393
2015-16	Fournier	79	156-390	.400
2016-17	Meeks	36	56-137	.409
2017-18	Augustin	75	114-272	.419
2018-19	Augustin	81	131-311	.421
2019-20	Fournier	66	173-434	.399
2020-21	Ennis	41	45-104	.433
2021-22	Harris	61	116-302	.384
2022-23	G. Harris	48	94-218	.431

Free Throw Percentage

Season	Player	G	FTM-A	PCT
1989-90	Vincent	63	188-214	.879
1990-91	Skiles	79	340-377	.902
1991-92	Skiles	75	248-277	.895
1992-93	Skiles	78	289-324	.892
1993-94	Skiles	82	195-222	.878
1994-95	Turner	49	26-29	.897
1995-96	Scott	82	182-222	.820
1996-97	Armstrong	67	92-106	.868
1997-98	Armstrong	48	105-123	.854
1998-99	Armstrong	50	161-178	.904
1999-00	Armstrong	82	225-247	.911
2000-01	Armstrong	75	220-249	.884
2001-02	Armstrong	82	182-205	.888
2002-03	Armstrong	82	165-188	.878
2003-04	Howard	81	318-393	.809
2004-05	Francis	78	499-606	.823
2005-06	Turkoglu	78	255-296	.861
2006-07	Nelson	77	183-221	.828
2007-08	Dooling	72	163-193	.845
2008-09	Lewis	79	225-269	.836
2009-10	Redick	82	191-222	.860
2010-11	Redick	59	112-128	.875
2011-12	Redick	65	143-157	.911
2012-13	Redick	50	115-129	.891
2013-14	Nelson	68	96-112	.857
2014-15	Oladipo	72	262-320	.819
2015-16	Fournier	79	199-238	.836
2016-17	Green	69	145-168	.863
2017-18	Augustin	75	164-189	.868
2018-19	Ross	81	126-144	.875
2019-20	Augustin	57	161-181	.890
2020-21	Ross	46	120-138	.870
2021-22	F. Wagner	79	189-219	.863
2022-23	Anthony	60	152-170	.894

YEARLY LEADERS

Rebounds

Season	Player	G	Off/Def	Total	AVG
1989-90	Green	73	166/422	588	8.1
1990-91	Kite	82	189/399	588	7.1
1991-92	Catledge	78	257/292	549	7.0
1992-93	O'Neal	81	342/780	1,122	13.9
1993-94	O'Neal	81	384/688	1,072	13.2
1994-95	O'Neal	79	328/573	901	11.4
1995-96	O'Neal	74	182/414	596	11.0
1996-97	Seikaly	54	274/427	701	9.5
1997-98	Grant	76	228/390	618	8.1
1998-99	Grant	50	117/234	351	7.0
1999-00	Wallace	81	211/454	665	8.2
2000-01	Outlaw	80	211/408	619	7.7
2001-02	McGrady	76	150/447	597	7.9
2002-03	McGrady	75	121/367	488	6.5
2003-04	Howard, Jr.	81	171/399	570	7.0
2004-05	Howard, D.	82	287/536	823	10.0
2005-06	Howard	82	288/734	1,022	12.5
2006-07	Howard	82	283/725	1,008	12.3
2007-08	Howard	82	279/882	1,161	14.2
2008-09	Howard	79	336/757	1,093	13.8
2009-10	Howard	82	284/798	1,082	13.2
2010-11	Howard	78	309/789	1,098	14.1
2011-12	Howard	54	200/585	785	14.5
2012-13	Vucevic	77	273/644	917	11.9
2013-14	Vucevic	57	185/441	626	11.0
2014-15	Vucevic	74	238/572	810	10.9
2015-16	Vucevic	65	174/402	576	8.9
2016-17	Vucevic	75	176/603	779	10.4
2017-18	Vucevic	57	101/422	523	9.2
2018-19	Vucevic	80	224/736	960	12.0
2019-20	Vucevic	62	140/533	673	10.9
2020-21	Carter Jr.	22	62/131	193	8.8
2021-22	Carter Jr.	62	139/509	648	10.5
2022-23	Carter Jr.	57	120/377	497	8.7

Assists

Season	Player	G	Assists	AVG
1989-90	Theus	76	407	5.4
1990-91	Skiles	79	660	8.4
1991-92	Skiles	75	544	7.3
1992-93	Skiles	78	735	9.4
1993-94	Hardaway	82	544	6.6
1994-95	Hardaway	77	551	7.2
1995-96	Hardaway	82	582	7.1
1996-97	Hardaway	59	332	5.6
1997-98	Price	63	297	4.7
1998-99	Armstrong	50	335	6.7
1999-00	Armstrong	82	501	6.1
2000-01	Armstrong	75	524	7.0
2001-02	Armstrong	82	453	5.5
2002-03	McGrady	75	411	5.5
2003-04	McGrady	67	370	5.5
2004-05	Francis	78	547	7.0
2005-06	Nelson	62	302	4.9
2006-07	Nelson	77	330	4.3
2007-08	Nelson	69	383	5.6
2008-09	Turkoglu	77	375	4.9
2009-10	Nelson	65	353	5.4
2010-11	Nelson	76	456	6.0
2011-12	Nelson	57	325	5.7
2012-13	Nelson	56	413	7.4
2013-14	Nelson	68	476	7.0
2014-15	Payton	82	533	6.5
2015-16	Payton	73	467	6.4
2016-17	Payton	82	529	6.5
2017-18	Mack	69	272	3.9
2018-19	Augustin	81	426	5.3
2019-20	Fultz	72	369	5.1
2020-21	Anthony	47	192	4.1
2021-22	Anthony	65	369	5.7
2022-23	Fultz	60	341	5.7

Steals

Season	Player	G	STL	AVG
1989-90	Reynolds	67	93	1.39
1990-91	Reynolds	80	95	1.19
1991-92	Anderson	60	97	1.62
1992-93	Anderson	79	128	1.62
1993-94	Hardaway	82	190	2.32
1994-95	Hardaway	79	130	1.65
1995-96	Hardaway	82	166	2.02
1996-97	Anderson	63	120	1.90
1997-98	Outlaw	82	107	1.30
1998-99	Hardaway	50	111	2.22
1999-00	Armstrong	82	169	2.06
2000-01	Armstrong	75	135	1.80
2001-02	Armstrong	82	157	1.91
2002-03	Armstrong	82	135	1.65
2003-04	McGrady	67	93	1.39
2004-05	Francis	78	112	1.44
2005-06	Nelson	62	70	1.13
2006-07	Nelson	77	73	0.96
2007-08	Lewis	81	99	1.22
2008-09	Lewis	79	81	1.03
2009-10	Lewis	72	78	1.08
2010-11	Howard	78	107	1.37
2011-12	Howard	54	81	1.50
2012-13	Nelson	56	71	1.27
2013-14	Oladipo	80	129	1.61
2014-15	Payton	82	142	1.73
2015-16	Oladipo	72	116	1.61
2016-17	Payton	82	88	1.07
2017-18	Hezonija	75	81	1.08
2018-19	Vucevic	80	81	1.01
2019-20	Fultz	72	90	1.25
2020-21	Okeke	45	48	1.07
2021-22	Okeke	70	97	1.39
2022-23	Fultz	60	87	1.45

YEARLY LEADERS

Blocked Shots

Season	Player	G	BLK	AVG
1989-90	Reynolds	67	64	0.96
1990-91	Kite	82	81	0.99
1991-92	Roberts	55	83	1.51
1992-93	O'Neal	81	286	3.53
1993-94	O'Neal	81	231	2.85
1994-95	O'Neal	79	192	2.43
1995-96	O'Neal	54	115	2.13
1996-97	Seikaly	74	107	1.45
1997-98	Outlaw	82	181	2.21
1998-99	Grant	50	60	1.20
1999-00	Outlaw	82	148	1.80
2000-01	Outlaw	80	137	1.71
2001-02	McGrady	76	73	0.96
2002-03	McGrady	75	59	0.79
2003-04	Hunter	59	73	1.24
2004-05	Howard	82	136	1.66
2005-06	Howard	82	115	1.40
2006-07	Howard	82	156	1.90
2007-08	Howard	82	176	2.15
2008-09	Howard	79	231	2.92
2009-10	Howard	82	228	2.78
2010-11	Howard	78	186	2.38
2011-12	Howard	54	116	2.15
2012-13	Vucevic	77	79	1.03
2013-14	O'Quinn	69	88	1.28
2014-15	Dedmon	59	50	0.85
2015-16	Vucevic	65	70	1.08
2016-17	Biyombo	81	91	1.12
2017-18	Biyombo	82	95	1.16
2018-19	Isaac	75	98	1.31
2019-20	Bamba	62	86	1.39
2020-21	Bamba	46	58	1.26
2021-22	Bamba	71	118	1.66
2022-23	Bol	70	85	1.21

Personal Fouls

Season	Player	G	PF/DQ	AVG
1989-90	Acres	80	248/4	3.1
1990-91	Kite	82	298/4	3.6
1991-92	Turner	75	229/6	3.1
1992-93	O'Neal	81	321/8	4.0
1993-94	O'Neal	81	281/3	3.5
1994-95	O'Neal	79	258/1	3.3
1995-96	Koncak	67	226/7	3.4
1996-97	Seikaly	74	275/4	3.7
1997-98	Outlaw	82	260/1	3.2
1998-99	Austin	49	125/1	2.6
1999-00	Doleac	81	224/3	2.8
2000-01	Garity	76	241/3	3.2
2001-02	Garity	80	230/1	2.9
2002-03	DeClercq	77	258/5	3.4
2003-04	Howard	81	284/1	3.5
2004-05	Francis	78	273/5	3.5
2005-06	Howard	82	277/1	3.4
2006-07	Howard	82	245/3	3.0
2007-08	Howard	82	274/3	3.3
2008-09	Howard	79	270/5	3.4
2009-10	Howard	82	287/4	3.5
2010-11	Howard	78	258/4	3.3
2011-12	Howard	54	159/2	2.9
2012-13	Vucevic	77	218/4	2.8
2013-14	Oladipo	80	210/0	2.6
2014-15	Vucevic	74	220/3	3.0
2015-16	Fournier	79	214/4	2.7
2016-17	Biyombo	81	202/0	2.5
2017-18	Simmons	69	175/1	2.5
2018-19	Fournier	81	225/2	2.8
2019-20	Fournier	66	161/1	2.4
2020-21	Bacon	72	103/0	1.4
2021-22	Bamba	71	182/3	2.6
2022-23	F. Wagner	80	183/1	2.3

Turnovers

Season	Player	G	TO	AVG
1989-90	Theus	76	226	3.0
1990-91	Skiles	79	252	3.2
1991-92	Skiles	75	233	3.1
1992-93	O'Neal	81	307	3.8
1993-94	Hardaway	82	292	3.6
1994-95	Hardaway	77	258	3.4
1995-96	Hardaway	82	229	2.8
1996-97	Seikaly	74	218	2.9
1997-98	Outlaw	82	175	2.1
1998-99	Armstrong	50	158	3.2
1999-00	Armstrong	82	248	3.0
2000-01	Armstrong	75	200	2.7
2001-02	McGrady	76	189	2.5
2002-03	McGrady	75	195	2.6
2003-04	McGrady	67	179	2.7
2004-05	Francis	78	317	4.1
2005-06	Howard	82	217	2.6
2006-07	Howard	82	317	3.9
2007-08	Howard	82	263	3.2
2008-09	Howard	79	240	3.0
2009-10	Howard	82	274	3.3
2010-11	Howard	78	279	3.6
2011-12	Howard	54	175	3.2
2012-13	Nelson	56	154	2.8
2013-14	Oladipo	80	256	3.2
2014-15	Oladipo	72	204	2.8
2015-16	Payton	73	177	2.4
2016-17	Payton	82	178	2.2
2017-18	Simmons	69	146	2.1
2018-19	Gordon	78	162	2.1
2019-20	Fultz	72	147	2.0
2020-21	Anthony	47	106	2.3
2021-22	Anthony	65	170	2.6
2022-23	Banchero	72	200	2.8

THE EVOLUTION OF ORLANDO MAGIC UNIFORMS



10,000! On December 22, 1988, the 10,000th season ticket was sold, ending the Magic's commitment to the NBA of guaranteeing 10,000 season ticketholders by January 1, 1989. Pat Williams (above) makes the announcement of Orlando meeting its season ticket goal.

A MODERN DAY P.T. BARNUM, Pat Williams turned a dream into the Orlando Magic more than 30 years ago.

"I had been working in conjunction with Jimmy Hewitt on this idea of trying to bring a basketball team to Orlando," said Williams. "He had put everything in place with ownership, an arena, the backing of the city. He called one night, late April 1986, and I remember taking the phone call in my kitchen. Jimmy, in his unmistakable southern drawl, said, 'Bubba, we've gone about as far as we can go down here. If you come down here and spearhead it we'll go forward... If you don't, we'll pull the plug.'"

Williams could feel the urgency. He knew it was decision time.

"We (Philadelphia 76ers) were getting ready for the lottery in which we had a pick and we were getting ready for the playoffs. We ended up winning the lottery and had a good playoff run which made things more confusing.

"But I knew deep within that the adventure and risk involved in trying to start up a team was really something that I had to pursue. There was a restlessness in my spirit. I needed a new adventure."

Williams took the leap of faith and resigned his position as general manager of the Philadelphia 76ers.

More than 30 magical years later, Williams has certainly lived an incredible adventure.

MAGICAL MOMENTS

September, 1985

Jim Hewitt, an Orlando businessman, approaches Philadelphia 76ers General Manager Pat Williams about joining with him to attempt to bring an NBA franchise to Orlando.

June 19, 1986

Williams joins Hewitt in his endeavor and the first season ticket deposit of \$100 is accepted for the yet-to-be-named NBA franchise.

July 2, 1986

Williams, Hewitt and Orlando Mayor Bill Frederick present a check for \$100,000 and a set of Mickey Mouse ears to NBA Commissioner David Stern, officially entering the race to bring an NBA franchise to Orlando.

July 27, 1986

Williams announces that the Orlando franchise in the NBA would be named the Magic. The name is chosen from 4,296 entries submitted in a contest held by the *Orlando Sentinel*.

August 21, 1986

A group of 32 investors is formed to finance the purchase of an NBA franchise in Orlando. The group, headed by Jim Hewitt, includes William duPont III, real estate developer; Don Dizney, managing general partner of the Orlando Renegades of the USFL; Robert Fraley, attorney and sports agent; and Jim and Steve Caruso, owners of Southern Fruit Citrus.

August 22, 1986

Norm Sonju, general manager of the Dallas Mavericks and Jerry West, general manager of the Los Angeles Lakers visit Orlando to speak at a gathering of business leaders about the value of an NBA team to Orlando.

September 2, 1986

Season ticket orders for the Magic exceed the 5,000 mark as 5,100 deposits are on record by the close of business.

September 9, 1986

Season ticket deposits exceed the 6,000 mark as 6,004 orders are on record by the close of business.

September 24, 1986

Curly Neal, former Harlem Globetrotter, places a deposit for the 7,000th season ticket order and is named as the Magic's honorary ticket drive chairman.

October 3, 1986

New York Mets Manager Davey Johnson places a deposit for four season tickets, placing total orders over the 10,000 mark.

October 20, 1986

Williams and the Orlando group make a presentation to the NBA Board of Governors requesting that a franchise be granted to Orlando. At the meeting, 14,176 deposits for season tickets were presented to the board. The number marked the highest season ticket base among the seven cities which were being considered for NBA franchises.

January 5, 1987

Ground is broken for the Orlando Arena.

January 12, 1987

Williams and Hewitt meet with NBA expansion committee officials in New York to discuss the possibilities of bringing an NBA team to Orlando. At the meeting, Williams presents NBA Commissioner David Stern with a jar of dirt from the groundbreaking ceremony and a ceremonial arena seat used in the celebration.

February 12, 1987

William duPont III becomes general partner of Orlando Magic, Ltd., thus paving the way for stronger financial backing of the proposed NBA Magic franchise.

March 2, 1987

The NBA expansion committee consisting of Richard Bloch, owner of the Phoenix Suns; Alan Cohen, owner of the Boston Celtics; and Charlie Thomas, owner of the Houston Rockets tours Orlando.

April 22, 1987

The NBA Board of Governors grants an expansion franchise to Orlando and announces that the team will begin play in the 1989-90 season.

May 29, 1987

Marlin Ferrell becomes the first full-time employee of the Orlando Magic. Ferrell, employed for the previous five years by the greater Orlando Chamber of Commerce, will serve as assistant to Pat Williams and Magic office manager.

June 2, 1987

John Gabriel, assistant coach and scout for the Philadelphia 76ers, is hired as the team's first coaching staff member.

June 18, 1987

Orlando becomes the first expansion team to unveil its team logo and colors – Electric Blue, Quick Silver and Magic Black.

June 1, 1988

Matt Guokas, former head coach of the Philadelphia 76ers, is named the first head coach of the Orlando Magic.



FIRST COACH: On June 1, 1988, Matt Guokas, the former head coach of the Philadelphia 76ers, was named the first head coach of the Orlando Magic.

August 23, 1988

Sunshine Network is named as the cable television network of the Orlando Magic.

October 19, 1988

15 women are chosen from among 150 applicants to form the first professional dance team of the Magic. The group is named "The Magic Girls."

MAGICAL MOMENTS

October 21, 1988

The Magic unveil their game uniforms at a luncheon/fashion show at the Omni Hotel. The home uniform is white with a black pinstripe and black and blue trim. On the road, the Magic will wear a black uniform with white pinstripe and blue and white trim.

October 31, 1988

Stuff, the Magic Dragon, the official mascot of the Orlando Magic, is unveiled at a birthday ceremony at Church Street Station in downtown Orlando. Stuff will represent the Magic at all home games as well as civic and social events throughout Central Florida.

December 22, 1988

The 10,000th season ticket is sold and fully committed, ending the Magic's commitment to the NBA of guaranteeing 10,000 season ticketholders by January 1, 1989. Curly Neal is hired in a full-time capacity as director of special projects.

January 20, 1989

David Steele, long-time radio voice of the Florida Gators, is hired as the radio voice of the Magic.

May 1, 1989

Paul Porter, former NBA All-Star Game announcer and former public address announcer for the Cleveland Cavaliers, is hired as public address announcer for the club.

May 9, 1989

The first exhibition schedule in the club's history is announced. Highlights of the schedule include eight games in six cities throughout the state of Florida.

June 12, 1989

The Magic win the coin toss determining the draft order in both the expansion and college drafts. Magic head coach Matt Guokas selects to pick first in the expansion draft ahead of Minnesota, and the Timberwolves therefore will select 10th in the college draft and second in the expansion draft. The toss is held at the Los Angeles Airport Marriott.

MAGICAL MOMENTS

June 15, 1989

The Magic select 12 players in the 1989 NBA Expansion Draft via conference call with the league office and Minnesota Timberwolves. The Magic selected 6-9 forward, Sidney Green (New York); 6-7 guard, Reggie Theus (Atlanta); 6-8 forward, Terry Catledge (Washington); 6-2 guard, Sam Vincent (Chicago); 6-5 guard/forward, Otis Smith (Golden State); 6-1 guard, Scott Skiles (Indiana); 6-8 guard/forward, Jerry Reynolds (Seattle); 6-11 forward/center, Mark Acres (Boston); 6-4 guard, Morlon Wiley (Dallas); 6-4 guard, Jim Farmer (Utah); 6-10 forward/center Keith Lee (New Jersey) and 6-3 guard, Frank Johnson (Houston).

June 27, 1989

The Magic select 6-6 forward, Nick Anderson from the University of Illinois, as their first ever NBA college draft selection. Anderson is selected 11th overall in the first round of the draft in New York. In the second round, the Magic select 6-7 forward, Michael Ansley from the University of Alabama. Ansley is the 37th pick overall in the draft. The Magic also acquire 6-11 center, Dave Corzine from the Chicago Bulls in a draft night trade that sends the Magic second-round picks in 1990 and 1992 to the Bulls.

July 7, 1989

Groundbreaking ceremonies are held for the Magic practice facility located across the parking lot from the Orlando Arena. The building, an existing facility for city recreational use, will take on \$325,000 in renovations which include a new basketball floor, new lighting, and an addition onto the building which will contain a Magic locker room and administrative offices.

July 10, 1989

Chip Caray, son of Atlanta Hawks broadcaster Skip Caray and grandson of longtime Chicago Cubs broadcaster Harry Caray, is hired as the television voice of the Magic. Caray will assume the play-by-play duties for all Magic Television broadcasts.

July 20, 1989

The inaugural regular season schedule is announced for the 1989-90 season. The Magic will open their first season at home on November 4th, against the New Jersey Nets with NBA Commissioner David Stern in attendance.

July 21-29, 1989

The 1989 Magic rookie and free agent camp at the University of Central Florida culminates with a four-game sweep of the NBA South Summer League. The Magic defeated the Charlotte Hornets, Atlanta Hawks, and Miami Heat twice, once on a network affiliate live broadcast. The broadcast was the first-ever NBA summer league game televised by a network affiliate in prime time.

October 2, 1989

Magic players gather for the opening of the 1989 training camp held at the Magic practice facility in the City of Orlando recreational complex.

October 13, 1989

The world champion Detroit Pistons are the first opponents of the Magic in the Orlando Arena as both teams open their 1989 exhibition schedule.

November 3, 1989

The Magic host a charitable black-tie gala at Universal Studios to benefit the Orlando Magic Youth Foundation. The Black Tie and Tennies event becomes an annual affair.



HERE COME THE MAGIC: The Orlando Magic were officially welcomed with a downtown parade on Nov. 3, 1989. Following the parade, team members were introduced. Orlando hosted the New Jersey Nets on Nov. 4, 1989, for the team's first-ever regular season game. Pat Williams and Matt Guokas lead the parade, while Williams introduces the Magic.



OPENING TIP: First regular season game, November 4, 1989 vs. New Jersey at the Orlando Arena.

November 4, 1989

The Magic open their inaugural season at home against the New Jersey Nets. The opening is highlighted by a Hollywood pre-game show and the debut of the official Magic song. Celebrities from the stage, screen, professional sports, and government are in attendance for the extravaganza.

September 19, 1991

The DeVos family purchases the Orlando Magic.



WE ARE FAMILY: The DeVos family purchased the Orlando Magic in September of 1991. At that time, family head Rich DeVos made it clear that the real owners of the NBA franchise would continue to be the Central Florida community and the loyal Magic fans. Late Sr. Chairman Rich DeVos (left) with Darrell Armstrong (right).

MAGICAL MOMENTS



RECORD BREAKER: On December 30, 1990, Scott Skiles set the NBA record for assists in a game with 30 vs. Denver.

May 23, 1993

Having just one of 66 ping pong balls in the cylinder, Orlando's number comes up to give the Magic the first selection in the 1993 NBA Draft. Then-General Manager Pat Williams represented the Magic at the May 23, 1993 draft lottery proceedings. The Magic had received the No. 1 pick by virtue of winning the lottery the prior year and selected Shaquille O'Neal.

June 30, 1993

Brian Hill is named head coach after Matt Guokas moves to the front office position of vice president of basketball development. Orlando also selects Chris Webber as the No. 1 pick in the NBA Draft and then trades him to Golden State for Anfernee Hardaway (third pick overall) and three future first round selections.

MAGICAL MOMENTS

April 8, 1994

Orlando clinches its first-ever playoff berth with a 117-103 win over Detroit.

April 17, 1995

With a 111-110 victory over Washington, Orlando clinches its first Atlantic Division championship.

June 4, 1995

Orlando defeats Indiana 105-81 in Game 7 of the Eastern Conference Finals to earn a trip to the NBA Finals. Orlando becomes the second fastest team (six years) to advance to the Finals in league history (Milwaukee advanced to the NBA Finals in 1970-71, its third year).



CONFERENCE FINALS: In just the franchise's sixth year of existence, Orlando advanced to The NBA Finals. The Magic became the second-fastest team to advance to the NBA Championship Series in league history. Orlando defeated Boston, Chicago and Indiana en route to its championship meeting with Houston. (Above) Orlando celebrates its Game 7 victory over Indiana in the Eastern Conference Finals to advance to The 1995 NBA Finals by hoisting head coach Brian Hill to the heavens.

July 12, 1995

The Magic and Florida Hospital unveil plans for a \$50 million sportsplex, including a state-of-the-art sports medicine and rehabilitation facility, a world-class health club, a sports-themed restaurant, retail shops, practice and training facilities for the Magic, as well as office space for Florida Hospital and the Magic.

February 5, 1996

RDV Sports unveils plans for Magic Carpet Aviation, Inc. Ground is broken on a 24,000-square-foot hangar, housing the corporate offices of Magic Carpet Aviation, Inc. and the team's Boeing 737 plane.

March 18, 1996

Magic forward Jeff Turner retires from basketball and is named color analyst for the Magic Radio Network. Turner's retirement leaves Nick Anderson as the sole member of Orlando's 1989 inaugural team to remain on the active roster.



RECORD BREAKER: On April 18, 1996, Dennis Scott (left) set the NBA record for three-pointers in a game with 11 vs. Atlanta.

April 22, 1996

NBA Commissioner David Stern announces that the Orlando Magic and New Jersey Nets will meet at the Tokyo Dome on November 7 and 9, 1996 to compete in the NBA Japan Games.

April 29, 1996

Orlando Magic president Bob Vander Weide names John Gabriel as the team's new general manager. Pat Williams is promoted to senior executive vice president.

May 6, 1996

Ground is broken on the RDV Sportsplex, a state-of-the-art family-oriented complex which will link Central Florida's business, educational, medical and athletic resources. Situated on 21-acres in the Maitland Summit area of unincorporated Orange County in Florida, the 365,000-square-foot RDV Sportsplex will feature a sports medicine and rehabilitation facility, a world-class health club, a restaurant, retail shops, practice and training facilities for the Magic, as well as corporate offices for Florida Hospital and the Magic. Completion of the RDV Sports/Florida Hospital project is scheduled for early in 1998.

November 7-8, 1996

Orlando defeats New Jersey in two regular season games in the NBA Japan Games. More than 77,000 fans pack the Tokyo Dome for the event. It is just the fourth time the league has staged regular season games in Japan and the first time Orlando has played a regular season game abroad.

January 9, 1997

The Orlando Magic team plane takes off from its new hangar for the first time. The new hub of Magic Carpet Aviation is 24,000 square feet and houses the team plane - RDV Sports' Boeing 737. In addition, the facility has 13,000-square-feet of office, maintenance and storage space.

April 23, 1997

The last piece of steel is placed and the RDV Sportsplex is "topped off." Hundreds of construction workers join RDV Sports COO Bob Vander Weide and Florida Hospital president Tom Werner for the festivities. The 365,000-square-foot RDV Sportsplex, the only facility of its kind in the country blending professional sports and medicine, will open in February 1998.

MAGICAL MOMENTS

June 3, 1997

Hall of Famer Chuck Daly, who directed the Detroit Pistons to back-to-back NBA World Championships (1989, 1990) and guided the original U.S. Olympic Dream Team to a gold medal in 1992, is named Orlando's head coach.

July 24, 1997

Tim Walsh, a 13-year veteran of the New York Knicks, is named head athletic trainer of the Magic. Walsh replaces Lenny Carrier, who was named the Philadelphia 76ers trainer back on May 8. Carrier is the only person to witness every Magic game, home or away, for the club's first eight years of existence.

February 21, 1998

The Magic hold their first-ever practice at the RDV Sportsplex (which opened for public use Feb. 9), as the squad prepares for the L.A. Lakers the next day. In the contest (Feb. 22), Nick Anderson scores 30 points and hits a game-winning three-pointer with 7.1 seconds left to lift Orlando over Shaquille O'Neal and the Lakers, 96-94.

April 17, 1998

Orlando closes its ninth season at home with a 121-109 victory over New Jersey. The contest marks the final telecast of nine-year Magic broadcaster Chip Caray, who will follow in his grandfather Harry Caray's legacy as broadcaster for the Chicago Cubs. Orlando announced on March 20, 1998 that radio play-by-play man David Steele will replace Caray on television broadcasts, while Dennis Neumann will take over for Steele on radio.

May 24, 1999

Head Coach Chuck Daly announces his retirement and will remain as a consultant to General Manager John Gabriel.

June 7, 1999

Name Glenn "Doc" Rivers head coach. Rivers becomes the fifth coach in the history of the franchise.

August 3, 1999

Obtain guard Tariq Abdul-Wahad, along with a future first round draft selection, from Sacramento in exchange for Nick Anderson. Anderson was the last remaining player from the Magic's inaugural season squad in 1989-90.

August 27, 1999

Obtain Lee Mayberry, Makhtar Ndiaye, Rodrick Rhodes and Michael Smith from Vancouver, send Don McLean and a future first-round draft pick to Houston and a future second-round draft pick to Vancouver as part of a three-team, 11-player trade, which at that time was the most players involved in a deal in NBA history.

January 2, 2000

At the debut of Miami's AmericanAirlines Arena, center John Amaechi scores the first NBA points of the new millennium.

April 26, 2000

Doc Rivers is named the 1999-2000 NBA Coach of the Year. He becomes only the fifth coach in league history to capture the award after his first season.

May 14, 2000

John Gabriel is named the 1999-2000 NBA Executive of the Year. He was selected by a vote of NBA executives conducted by The Sporting News.

August 3, 2000

After renouncing the rights to six players and completing two sign-and-trade deals, the Magic add to of the most coveted free agents available during the summer of 2000 - five-time NBA All-Star Grant Hill and emerging superstar Tracy McGrady.

May 6, 2003

Tracy McGrady is named to the All-NBA First Team for the second consecutive year. He led the NBA in scoring with a career-high 32.1 ppg, while also setting the Magic single-season point mark with 2,407 points (eclipsing Shaquille O'Neal's 2,377 points in 1993-94). In addition, McGrady became the sixth player in NBA history to average at least 30 points, six rebounds and five assists in a season.

July 28, 2003

In a press conference at City Hall and in anticipation of its 15th Anniversary season, Orlando unveils its new uniform (1989 black pinstripes, 1998 Jhane-Barnes-designed star uniform). The new design is a simple, timeless, classic, while the away jersey is adorned with 'Orlando' - a changed designed to reinforce the team's commitment to its hometown.

March 10, 2004

Tracy McGrady scores 62 points vs. Washington, setting a new franchise record for most points in a game. McGrady went 20-of-37 from the floor, 5-of-14 from three-point range and 17-of-26 from the free throw line. He becomes only the 11th player in NBA history to score 62 points or more in a single game.

May 26, 2004

The ping pong balls bounce the right way, as the Orlando Magic win the NBA Draft Lottery at the proceedings in Secaucus, N.J. Pat Williams, Orlando's senior vice president and lucky charm, wins the lottery for the third time in history as the team representative. The Magic had 250 chances out of 1,000 to come away with the top pick.



KISS FOR LUCK: The Magic win the 2004 NBA Draft Lottery at the proceedings in Secaucus, N.J. Pat Williams, Orlando's senior vice president and lucky charm, wins the lottery for the third time in franchise history.

MAGIC FIRSTS

First Regular Season Game: Nov. 4, 1989, vs. New Jersey (New Jersey 111, Orlando 106)

First Magic Starting Line-up: F) Jerry Reynolds, F) Terry Catledge, C) Dave Corzine, G) Reggie Theus, G) Sam Vincent

Opening Tip: Lost to New Jersey (Dave Corzine vs. Joe Barry Carroll)

First Magic Score: Terry Catledge 10-foot jumper at 11:20 in the first quarter

First Field Goal Attempt: Dave Corzine

First Free Throw Attempt: Jerry Reynolds (7:28 of first quarter, missed)

First Free Throw Made: Jerry Reynolds (7:28 of first quarter, hit second of two)

First Assist: Reggie Theus (9:26 of first quarter to Terry Catledge)

First Three-Point Field Goal: Reggie Theus (4:13 of third quarter)

First Rebound: Terry Catledge (offensive rebound off Dave Corzine miss)

First Substitution: Otis Smith and Mark Acres (first quarter)

First Dunk: Otis Smith (12.4 seconds left in the first quarter)

First Turnover: Terry Catledge (travel at 8:33 in first quarter)

First Blocked Shot: Sam Vincent

First Quarter Score: Orlando 23, New Jersey 23

First Half Score: New Jersey 54, Orlando 53

First Third Quarter Score: New Jersey 87, Orlando 84

First Double-Double: Terry Catledge (25 pts., 16 rebs.)

First Exhibition Game/Win: Oct. 13, 1989, vs. Detroit (Orlando 118, Detroit 109)

First Regular Season Win: Nov. 6, 1989, vs. New York (Orlando 118, New York 110)

First Road Win/Overtime Game: Nov. 8, 1989, at Cleveland (Orlando 117, Cleveland 110)

MAGIC PLAYOFF GAME FIRSTS

First Playoff Game: Apr. 28, 1994, vs. Indiana (Indiana 89, Orlando 88)

First Score: Dennis Scott (11:40 of first quarter)

First Rebound: Shaquille O'Neal (10:15 of first quarter)

First Assist: Nick Anderson to Dennis Scott (11:40 of first quarter)

First Steal: Dennis Scott off Dale Davis loose ball (8:41 of first quarter)

First Turnover: Anfernee Hardaway (11:04 of first quarter)

First Dunk: Shaquille O'Neal from Larry Krystkowiak (7:29 of first quarter)

First Blocked Shot: Dennis Scott (10:26 of first quarter)

First Playoff Win: Apr. 28, 1995, vs. Boston (Orlando 124, Boston 77)

MAGICAL MOMENTS

June 24, 2004

The Magic select Dwight Howard with the first overall pick of the 2004 NBA Draft. Later that evening, Orlando trades for the rights to guard Jameer Nelson, the college player of the year.

February 20, 2005

After five surgeries to his left ankle, forward Grant Hill returns to all-star form and is voted a starter for the 2005 NBA All-Star Game.

May 24, 2005

Orlando's search for a head coach ends with the winningest-coach in the history of the franchise. Brian Hill returns for his second stint at the helm of the Magic.

June 27, 2005

Otis Smith and Dave Twardzik are promoted to assistant general manager, while Alex Martins returns to the organization as its executive vice president of marketing and franchise relations.

March 5, 2006

Dwight Howard is one of 23 players selected to the 2006-08 USA Men's Senior National Team program.

April 19, 2006

Despite an 89-83 loss at Indiana, the Magic finish the 2005-06 campaign with 16 wins in their final 22 games, the best finish during that span in franchise history.

May 3, 2006

Orlando promotes Otis Smith to general manager, Alex Martins to chief operating officer and Jim Fritz to chief financial officer.

March 29, 2007

The NBA announces that the Magic will participate in NBA China Games 2007. Orlando will take on Cleveland and the Chinese National Team in Shanghai and Macao during the preseason.

May 10, 2007

Dwight Howard is named to the All-NBA Third Team. He becomes just the fourth player in franchise history to earn All-NBA honors.



NUMBER ONE: Dwight Howard is greeted by NBA Commissioner David Stern after the Orlando Magic selected him as the first overall pick in the 2004 NBA Draft.

June 7, 2007

After a whirlwind search, the Magic name Stan Van Gundy as the franchise's ninth head coach.

July 11, 2007

Orlando acquires All-Star forward Rashard Lewis from Seattle in a sign-and-trade deal.

July 12, 2007

The Magic ink All-NBA center Dwight Howard to a contract extension.

July 26, 2007

By a 5-2 vote, the Orange County Commission approved a public building program that includes a new state-of-the-art Events Center, a new Performing Arts Center, and a renovation of the Citrus Bowl Stadium. By a 6-1 vote, the City of Orlando gave its approval on July 23. The new Events Center is scheduled to open in September 2010.



COMMUNITY SPIRIT: While constantly striving to be the professional model of the twenty-first century, the Orlando Magic takes great pride in its continuing involvement in Central Florida. Says Cheri DeVos, chairperson of the Orlando Magic Youth Foundation (OMYF), "We have a responsibility to this community, both as a team and as a business, to help make this a better place to live. We believe the best way for us to enrich our community is to reach out to the young people we can impact the most." OMYF has raised more than \$1 million each of the last five years for underprivileged children organizations. The Orlando Magic was the first sports team to receive the World Hall of Fame's Pro Team Community Award in May 1995. Bo Outlaw is a three-time winner of the Rich and Helen DeVos Community Enrichment Award (1998-99, 2005-06, 2006-07).

March 31, 2008

The Orlando Magic clinch the 2007-08 Southeast Division championship. It marks the third division title in franchise history and the first since 1995-96.

April 13, 2008

The Magic defeat the Chicago Bulls at the United Center, 104-84, and reach the 50-win mark for the first time since 1995-96.

MAGICAL MOMENTS

April 28, 2008

Dwight Howard records his third 20-point/20-rebound performance of the playoffs and the Orlando Magic defeated the Toronto Raptors to advance past the First Round of the NBA Playoffs for the first time in 12 years.

July 25, 2008

Ground is broken on the new Orlando Events Center. The facility is scheduled to open in October 2010.

January 13, 2009

Orlando drains an NBA-record 23 three-point field goals during a 139-107 victory at Sacramento. The old record was 21 three-pointers, set by Toronto on March 13, 2005 vs. Philadelphia.



BREAKING GROUND: Orange County Mayor Richard Crotty, Orlando Mayor Buddy Dyer and then-Magic COO Alex Martins help break ground on the new Orlando Events Center.

MAGICAL MOMENTS

January 29, 2009

Rashard Lewis and Jameer Nelson join Dwight Howard on the Eastern Conference All-Star team. It marks the first time in franchise history that three Magic players are selected to participate in the NBA All-Star Game.

March 25, 2009

Orlando clinches the 2008-09 Southeast Division championship with an 84-82 win over Boston. It is the Magic's second consecutive division crown and their fourth overall.

April 21, 2009

Dwight Howard is named the NBA Defensive Player of the Year, becoming the first player in team history to capture the award. Later, he would be named to the All-NBA First Team for the second straight season.

May 17, 2009

The Magic travel to Boston and defeat the Celtics, 101-82, in Game #7 of the Eastern Conference Semifinals. It marks the first time in history that the Celtics have led a playoff series 3-2 and not advanced. Orlando meanwhile heads to the Eastern Conference Finals for the first time since 1996.

May 30, 2009

Orlando defeats Cleveland in Game #6 of the Eastern Conference Finals, 103-90, wins the Eastern Conference championship and advances to the NBA Finals for the second time in franchise history.

June 29, 2009

The Magic and Orange County celebrate the groundbreaking of five community gymnasiums at South Econ Community Park.

August 5, 2009

Orlando's new events center, which will open in the fall of 2010 and compete to host major national events, concerts and family shows, while serving as the home to the Orlando Magic, is officially named Amway Center.

April 6, 2010

The Magic clinch their third consecutive Southeast Division title and their fifth division crown overall.



EASTERN CONFERENCE CHAMPS: Dwight Howard lifts the Eastern Conference championship trophy, as the Magic advance to the 2009 NBA Finals.



BACK WHERE WE BELONG: Rich DeVos joins in the celebration after Orlando defeated Cleveland and captured the Eastern Conference title.

MAGICAL MOMENTS

October 1, 2010

The doors to the new Amway Center officially open. The state-of-the-art facility was designed to reflect the character of the community, meet the goals of the users and build on the legacy of sports and entertainment in Orlando.

October 10, 2010

Orlando plays its first home preseason game at Amway Center, a 135-81 rout of the New Orleans Hornets. A sellout crowd of 18,846 enjoyed the 54-point win, the largest margin of victory ever in a preseason game.

October 28, 2010

The Magic host Washington in the first regular season game at Amway Center. Orlando recorded a 112-83 victory, tying for the largest margin of victory in a season opener in franchise history. Dwight Howard led the Magic with 23 points, 10 rebounds and three blocks.

April 6, 2011

Orlando recorded its 50th win of the season at Charlotte. It marked the seventh time in team history that they reached the 50-win plateau, and the fourth consecutive season, marking the longest streak in the history of the franchise.

April 18, 2011

Dwight Howard is named the 2010-11 NBA Defensive Player of the Year. He became the first player in NBA history to capture the honor in three consecutive seasons.



NEW EVENTS CENTER: The City of Orlando and the Orlando Magic opened the state-of-the-art Amway Center on Church Street in downtown Orlando on October 1, 2010.

April 20, 2010

Dwight Howard is named the NBA's Defensive Player of the Year for the second straight season.

April 26, 2010

Orlando defeats Charlotte in Game #4 of its First Round playoff series, marking the first time in team history that it recorded a four-game sweep. The Magic would also sweep Atlanta in the next round and advance to the Eastern Conference Finals for the second straight time.

May 6, 2010

Dwight Howard is named to the All-NBA First Team for the third consecutive year. It also marked the first time a member of the Magic was unanimously selected to the All-NBA First Team.

May 26, 2010

Orlando defeats Boston in Game #5 of the Eastern Conference Finals, 113-92. It would turn out to be the last game ever played at Amway Arena, as the Celtics eliminated the Magic in six games.

June 15, 2010

The Magic unveil a new logo, which evolves with a stronger, cleaner, more timeless design to match the team's championship ideals. The new logo incorporates the Magic's current jersey wordmark, giving a more integrated look.



AMWAY CENTER

MAGICAL MOMENTS

May 12, 2011

Dwight Howard is named to the 2010-11 All-NBA First Team. It marked the fourth consecutive season that Howard was named to the First Team.

December 7, 2011

Dan DeVos takes on the responsibilities as chairman for the Magic, while Alex Martins is promoted to chief executive officer.

February 24-26, 2012

The 2012 NBA All-Star Weekend is held in Orlando, culminating with the 61st NBA All-Star Game on Sunday, February 26. In a thrilling contest, the West defeated the East, 152-149. More than \$95 million in economic impact in Orange County, Florida was generated from the NBA All-Star Weekend.



CALLING ALL-STARS: Orlando and the Amway Center hosted the 61st NBA All-Star Game on February 26, 2012.

April 15, 2012

With a 100-84 win at Cleveland, the Magic secure a berth into the NBA Playoffs for the sixth consecutive season, the longest active streak in the Eastern Conference.

May 23, 2012

At a sports industry annual awards ceremony, the Amway Center was named "Facility of the Year" for 2012. The announcement was made by *Street & Smith's SportsBusiness Journal* and *SportsBusiness Daily* at the prestigious Sports Business Awards in New York City, which annually recognizes excellence and outstanding achievement in the business of sports.

May 24, 2012

Dwight Howard is named to the All-NBA First Team for the fifth straight time.

October 7, 2012

The Magic take part in NBA Mexico Game 2012 against the New Orleans Hornets in a preseason game held at the newly-launched Mexico City Arena.

December 31, 2012

Center Nikola Vucevic rips down a career-high and Magic franchise record 29 rebounds during an overtime loss to Miami at Amway Center. The 29 boards broke the nearly 20-year-old team mark for most rebounds in a game of 28, set by Shaquille O'Neal on November 20, 1993 at New Jersey.



RECORD-BREAKER: Nikola Vucevic grabs the ball against the Miami Heat on December 31, 2012.

October 17, 2015

The Orlando Magic travel to Brazil and participate in NBA Global Games Rio 2015, where they face Brazilian champion Flamengo at the HSBC Arena.

AMWAY CENTER FIRSTS

First Regular Season Game/Win:	October 28, 2010 vs. Washington (Orlando 112, Washington 83)
Score After Each Quarter:	1st) Orlando 29, Washington 15; 2nd) Orlando 58, Washington 34; 3rd) Orlando 90, Washington 59
First Magic Starting Lineup:	F) Quentin Richardson, F) Rashard Lewis, C) Dwight Howard, G) Vince Carter, G) Jameer Nelson
Opening Tip:	Won tip (Howard vs. JaVale McGee)
First Points:	Vince Carter (reverse layup at 11:43 in the first quarter)
First Field Goal Attempt:	Carter (11:43 in the first quarter)
First Three-Point FG Made:	Quentin Richardson (9:48 in the first quarter)
First Three-Point FG Attempted:	Rashard Lewis (10:28 in the first quarter, missed)
First Free Throw Made:	McGee (WAS) (10:40 in the first quarter, second of two)
First Free Throw Attempted:	McGee (WAS) (10:40 in the first quarter, missed first of two)
First Magic Free Throw Made:	Howard (6:59 in the first quarter)
First Rebound:	Rashard Lewis (11:14 in the first quarter, defensive)
First Assist:	Jameer Nelson (11:06 in the first quarter, Lewis layup)
First Steal:	McGee (WAS) (9:07 in the first quarter)
First Blocked Shot:	Howard (4:37 in the first quarter, blocked John Wall)
First Dunk:	Lewis (5:18 in the first quarter)
First Turnover:	Nelson (9:07 in the first quarter, bad pass)
First Foul:	Carter (10:40 in the first quarter)
First Substitution:	Hilton Armstrong (WAS) (6:59 in the first quarter, for McGee)
First Double-Double:	Howard (October 28, 2010 vs. Washington; 23 points, 10 rebounds)
First Preseason Game:	October 10, 2010 vs. New Orleans (Orlando 135, New Orleans 81)



MAGICAL MOMENTS

January 14, 2016

The Orlando Magic battle Toronto at the O2 Arena in London, England. Despite 27 points from Victor Oladipo, Orlando falls in overtime to the Raptors, 106-103.

March 6, 2017

Elfrid Payton records his fourth career triple-double with 16 points, 11 rebounds and 10 assists against New York, becoming the franchise's all-time leader in triple doubles.

May 23, 2017

The Orlando Magic name Jeff Weltman president of basketball operations and John Hammond general manager.

June 20, 2017

Walt Disney World Resort becomes the Orlando Magic's first jersey sponsor. Starting with the 2017-18 NBA season, fans will feel the magic when the Disney logo is added on players' jerseys as part of this expanded relationship.



LONDON BRIDGE: The Orlando Magic took on the Toronto Raptors at the O2 Arena in London, England in January 2016.

November 29, 2017

Aaron Gordon pours in 40 points vs. Oklahoma City, becoming the first Magic player since Dwight Howard in 2010-11 with multiple 40+ point games during the same season.

December 13-15, 2018

The Orlando Magic are featured in NBA Mexico City Games 2018 at Arena Ciudad de Mexico. On Dec. 13, Nikola Vucevic tallied 26 points and 10 rebounds, as the Magic defeated Chicago, 97-91. Then on Dec. 15, Evan Fournier poured in 24 points, as Orlando beat Utah, 96-89.

January 31, 2019

Nikola Vucevic is named an NBA All-Star. It marked the first time that Vucevic has been selected as an NBA All-Star during his career. He becomes the eighth player to be named an NBA All-Star while wearing a Magic uniform (O'Neal, Hardaway, McGrady, Hill, Howard, Lewis, Nelson) and the first since Dwight Howard in 2012.

April 7, 2019

With their 116-108 win at Boston, the Orlando Magic clinched a berth into the 2019 NBA Playoffs and the 2018-19 Southeast Division title. It marks the Magic's sixth division championship and their first playoff berth since 2012.

July 6, 2020

After having the 2019-20 campaign halted in mid-March, the NBA and Disney reach an agreement that makes the ESPN Wide World of Sports Complex at Walt Disney World the venue for all games for the restart of the regular season, which resumes with 22 teams returning to play and with no fans in attendance. The Magic become the first team to enter the NBA Campus, looking forward to restarting the season while using that platform to drive meaningful social impact.

July 22 & 31, 2020

Orlando and the L.A. Clippers become the first team to play a scrimmage game during the NBA Restart at Disney on July 22. The Magic would later play their first 'seeding game' on July 31, defeating Brooklyn, 128-118. Evan Fournier led six Orlando players in double figures with 24 points.



MAGICAL MOMENTS



GET OFF THE BENCH. GET INTO THE GAME: The Orlando Magic arrive at the NBA Campus at Walt Disney World Complex ready for the restart of the 2019-20 season.

August 7, 2020

The Magic secure a berth in the 2020 NBA Playoffs, marking their second straight trip to the postseason. It marks the first time that Orlando had playoff appearances in consecutive seasons since the 2010-11, 2011-12 campaigns.

August 20, 2020

During Game #2 against Milwaukee in Orlando's First Round playoff series, Nikola Vucevic pours in 32 points, one game after netting a career playoff-high 35 points. Vucevic becomes the fifth player in franchise history to record consecutive 30+ point games during the playoffs and the first to do it since Apr. 16-19, 2011.

February 23, 2021

Nikola Vucevic is named an NBA All-Star for the second time. He becomes the sixth player to be named an NBA All-Star multiple times while wearing a Magic uniform, joining Shaquille O'Neal, Anfernee Hardaway, Tracy McGrady, Grant Hill and Dwight Howard.

March 11, 2021

The Lakeland Magic defeat Delaware, 97-78, and capture the 2020-21 NBA G League championship. Devin Cannady scored a game-high 22 points and was named NBA G League Final MVP.

MAGICAL MOMENTS



BOUNCING OUR WAY: Head Coach Jamahl Mosley is all smiles after the Orlando Magic win the 2022 NBA Draft Lottery.

July 11, 2021

Jamahl Mosley is named the 15th head coach in franchise history.

July 21, 2021

The final steel beam is put in place as the AdventHealth Training Center is “topped off.”

February 18, 2022

Cole Anthony, Jalen Suggs and Franz Wagner all participate in the Rising Stars event as part of 2022 NBA All-Star Weekend in Cleveland. Orlando was one of three teams that had three players named to play. In the championship game, Wagner hit the game-clinching free throw, leading Team Barry to victory.

April 10, 2022

Orlando knocks down 23 three-pointers in the season finale against Miami, tying the franchise record for most three-pointers made in a game. It marked the fifth time in team history that Orlando connected on 20+ three-pointers in a game.



RISING STARS: Jalen Suggs (left), Franz Wagner (middle) and Cole Anthony (right) were named to participate in the 2022 Rising Stars event at NBA All-Star Weekend in Cleveland.

MAGICAL MOMENTS

May 17, 2022

The Orlando Magic win the 2022 NBA Draft Lottery and the right to select first overall in the NBA Draft. It marks the fourth time that the franchise has landed the number one pick. In a last-minute switch, Head Coach Jamahl Mosley represents the Magic on stage and the move proves lucky for Orlando.

May 18, 2022

Forward Franz Wagner is named to the 2021-22 NBA All-Rookie First Team. Wagner becomes the tenth player in franchise history to be named to the All-Rookie First Team and the first since 2014-15.




WITH THE #1 PICK: Paolo Banchero is selected by the Orlando Magic with the first overall pick in the 2022 NBA Draft.

June 23, 2022

The Orlando Magic select forward Paolo Banchero with the first overall pick of the 2022 NBA Draft.

August 31, 2022

The AdventHealth Training Center officially opens. The 130,000-square-foot facility, located on a nearly four-acre site at South Division Avenue and West Central Boulevard, is the not only the new, state-of-the-art practice and training home to the Orlando Magic, but also a destination sports-medicine center to Central Florida.



ALL-ROOKIE: Franz Wagner was named to the NBA All-Rookie First Team in 2021-22.



OPEN FOR BUSINESS: The AdventHealth Training Center ribbon-cutting ceremony took place on August 31, 2022.

MAGICAL MOMENTS

April 11, 2023

The Orlando Magic announces it will relocate its NBA G League affiliate to Kissimmee, FL, and it will be rebranded as the Osceola Magic. Their new home will be in Osceola Heritage Park, beginning play at Silver Spurs Arena in November 2023.

April 25, 2023

Paolo Banchero is named the 2022-23 NBA Rookie of the Year, joining Shaquille O'Neal and Mike Miller as the only players in franchise history to win the award. Banchero receives 98 of the possible 100 first place votes and is the runaway winner.



ROY: Paolo Banchero was named the 2022-23 Kia NBA Rookie of the Year. For his accomplishments, he was awarded the Wilt Chamberlain Trophy by the league. Banchero received 494 points (98 first place votes) from a panel of 100 sportswriters and broadcasters.

May 8, 2023

Paolo Banchero is chosen to the NBA All-Rookie First Team. He was the only player that was unanimously selected. Banchero became the 11th player in team history chosen to the NBA All-Rookie First Team.

July 6, 2023

Paolo Banchero is named to the 2023 USA Men's National Team, which competed at the 2023 FIBA Men's World Cup in Manila.

July 24, 2023

Jamahl Mosley is named the head coach of the 2023 USA Men's Select Team, which trained with the USA Basketball Men's National Team as it prepared for the 2023 FIBA Men's World Cup.

August 9, 2023

As part of the Orlando Magic's commitment to the Central Florida community, the team announced \$1,000,000 in grants to be distributed through the Orlando Magic Youth Foundation in three ways – a summer grant cycle, a winter grant cycle and microgrants.

September 10, 2023

Franz and Moritz Wagner led Germany to a gold medal during the 2023 FIBA Men's World Cup. Franz was named to the tournament's All-Second Team.



WAGNERS WIN WORLD CUP: Franz and Moritz Wagner embrace after leading Germany to the 2023 FIBA Men's World Cup championship.



HALL OF FAME



On March 23, 2023, Denis Scott became the 12th inductee into the Orlando Magic Hall of Fame. He joined team co-founder Pat Williams, Nick Anderson, Shaquille O'Neal, the late Rich DeVos, Anfernee 'Penny' Hardaway, 'founding father' the late Jimmy Hewitt, Tracy McGrady, David Steele, Darrell Armstrong, John Gabriel and Brian Hill.

The Orlando Magic Hall of Fame honors and celebrates the great players, coaches and executives who have had a major impact during the team's illustrious history. It bridges the past with the future of

Magic basketball, and the design provides Magic fans an opportunity to enjoy the exhibits on game nights at the Amway Center. The exhibit is located in the Amway Center on the Terrace Level near Nutrilite Magic Fan Experience.

The inductees are determined based on their overall on and off the court contributions to the team and organization, years of service, impact in the community and general character of the individual.



ORLANDO MAGIC HALL OF FAME INDUCTEES

- 2014:** Nick Anderson
Pat Williams
- 2015:** Shaquille O'Neal
- 2016:** Rich DeVos
- 2017:** Anfernee Hardaway
Jimmy Hewitt
- 2018:** Tracy McGrady
- 2019:** David Steele
- 2020:** Darrell Armstrong
- 2022:** John Gabriel
Brian Hill
- 2023:** Denis Scott



RECORDS



MAGIC DRIVE TIME
hosted by **Dante Marchitelli & Jake Chapman**
fm 96.9
the game
ORLANDO'S SPORTS LEADER

Monday-Friday | 6:00pm - 6:30pm

Tune in to **FM 96.9 The Game** or on **iHeartRadio** to hear the latest Orlando Magic and NBA news from people in the know. Join Dante and Jake each day with special co-hosts, including Magic players, broadcasters, front office personnel, President of Basketball Operations Jeff Weltman, General Manager Anthony Parker and Head Coach Jamahl Mosley.

MAGIC INDIVIDUAL HIGHS

MOST POINTS GAME

Career — 11,435	Dwight Howard, 2004-12
Season — 2,407	Tracy McGrady, 2002-03
Game — 62	Tracy McGrady, vs. Washington (3-10-04)
Half — 37	Tracy McGrady, vs. Denver, 1st (3-9-03)
Quarter — 25	Tracy McGrady, vs. Denver, 2nd (3-9-03)
Overtime — 13	Darrell Armstrong, @ Philadelphia, 2nd OT (2-2-01); Shaquille O'Neal, vs. New York, 3rd OT (2-14-93)

MOST FIELD GOALS MADE

Career — 4,490	Nikola Vucevic, 2012-21
Season — 953	Shaquille O'Neal, 1993-94
Game — 22	Shaquille O'Neal, vs. Minnesota (4-20-94)
Half — 13	Several times. Most recently, Vince Carter, vs. New Orleans, 2nd (2-8-10)
Quarter — 9	Shaquille O'Neal vs. Milwaukee, 1st (2-16-96); Dennis Scott, vs. L.A. Lakers, 1st (3-10-91)
Overtime — 5	Franz Wagner, vs. Sacramento (11-5-23); Shaquille O'Neal, vs. New York, 3rd OT (2-14-93)

MOST FIELD GOALS ATTEMPTED

Career — 9,003	Nikola Vucevic, 2012-21
Season — 1,813	Tracy McGrady, 2002-03
Game — 40	Shaquille O'Neal, @ Washington (3-22-96)
Half — 23	Tracy McGrady, @ Miami, 1st (3-23-03)
Quarter — 16	Tracy McGrady, vs. Washington, 3rd (3-10-04)
Overtime — 8	Shaquille O'Neal, vs. New York, 3rd OT (2-14-93)

HIGHEST FIELD GOAL PERCENTAGE (min. 300 made)

Season — 612	Dwight Howard (510-834), 2009-10
Game — 1.000	Several times. Most without a miss (11), Dwight Howard, @ Houston (2-24-10)
Half — 1.000	Several times. Most without a miss (10), Most recently, Dwight Howard, @ Philadelphia, 1st (4-14-07)
Quarter — 1.000	Several times. Most without a miss (8), Shaquille O'Neal, vs. Detroit, 3rd (1-11-95)
Overtime — 1.000	Several times. Most without a miss (5), Most recently, Franz Wagner, vs. Sacramento (11-5-23)

MOST THREE-POINT FIELD GOALS MADE

Career — 981	Dennis Scott, 1990-97
Season — 267	Dennis Scott, 1995-96
Game — 11	Dennis Scott, vs. Atlanta (4-18-96)
Half — 8	Jason Richardson, @ Milwaukee, 2nd (2-11-12); Tracy McGrady, @ Cleveland, 1st (1-26-04)
Quarter — 5	Several times. Most recently, Mo Bamba, @ Philadelphia, 2nd (1-19-22)
Overtime — 3	Cole Anthony, vs. Philadelphia (3-13-22); Jason Richardson, @ Golden State (3-11-11)

MOST THREE-POINT FIELD GOALS ATTEMPTED

Career — 2,480	Nick Anderson, 1989-99
Season — 628	Dennis Scott, 1995-96
Game — 19	Dennis Scott, vs. Milwaukee (4-13-93)
Half — 12	Tracy McGrady, @ Atlanta, 2nd (2-2-03); Dennis Scott, vs. Milwaukee, 2nd (4-13-93)
Quarter — 9	Tracy McGrady, vs. Washington, 3rd (3-10-04)
Overtime — 5	Arron Afflalo, @ Philadelphia, 2nd OT (12-3-13)

HIGHEST THREE-POINT FIELD GOAL PERCENTAGE (min. 82 made)

Season — 453	Jameer Nelson (82-181), 2008-09
Game — 1.000	Several times. Most without a miss (6), Gary Harris, vs. Indiana (1-25-23); Mickael Pietrus, @ Dallas, (4-1-10)
Half — 1.000	Several times. Most without a miss (5), Most recently, Jason Richardson, @ Miami, 2nd (3-3-11)
Quarter — 1.000	Several times. Most without a miss (5), Most recently, J.J. Redick, vs. Detroit, 1st (1-27-13)
Overtime — 1.000	Several times. Most without a miss (2), Most recently, Evan Fournier, vs. Minnesota (11-18-15)

MOST FREE THROWS MADE

Career — 3,366	Dwight Howard, 2004-12
Season — 576	Tracy McGrady, 2002-03
Game — 21	Dwight Howard, @ Golden State (1-12-12)
Half — 15	Dwight Howard, @ Oklahoma City, 2nd (1-13-11)
Quarter — 12	Sam Vincent, vs. L.A. Clippers, 4th (2-3-90); Rony Seikaly, vs. Chicago Bulls, 4th (12-10-97)
Overtime — 8	Terry Catledge, @ Miami (12-8-89)

MOST FREE THROWS ATTEMPTED

Career — 5,727	Dwight Howard, 2004-12
Season — 916	Dwight Howard, 2010-11
Game — 39*	Dwight Howard, @ Golden State (1-12-12) (*NBA Single Game Record)
Half — 21	Dwight Howard, @ State, 2nd (1-12-12)
Quarter — 16	Dwight Howard, vs. Cleveland, 4th (2-3-12); Dwight Howard, vs. Charlotte, 3rd (11-23-07)
Overtime — 8	Anfernee Hardaway, vs. New Jersey, 3rd OT (11-8-95); Terry Catledge, @ Miami (12-8-89)

HIGHEST FREE THROW PERCENTAGE (min. 125 made)

Season — .911	J.J. Redick (143-157), 2011-12; Darrell Armstrong (225-247), 1999-00
Game — 1.000	Several times. Most without a miss, Grant Hill (17), @ Minnesota (11-1-02)
Half — 1.000	Several times. Most without a miss, Tracy McGrady (11), vs. San Antonio (12-5-03); Grant Hill (11), @ Minnesota (11-1-02)
Quarter — 1.000	Several times. Most without a miss, Rony Seikaly (12), vs. Chicago (12-10-97)
Overtime — 1.000	Several times. Most without a miss, Paolo Banchoero (6), vs. L.A. Clippers (12-7-22); Darrell Armstrong (6), @ San Antonio (1-20-01)

MOST REBOUNDS

Career — 8,072	Dwight Howard, 2004-12
Season — 1,161	Dwight Howard, 2007-08
Game — 29	Nikola Vucevic, vs. Miami (12-31-12)
Half — 20	Shaquille O'Neal, @ New Jersey, 2nd (11-20-93)
Quarter — 12	Dwight Howard, vs. Charlotte, 3rd (11-18-06); Dwight Howard, vs. Detroit, 1st (2-10-06)
Overtime — 6	Nick Anderson, vs. New Jersey, 3rd OT (11-8-96)

MOST OFFENSIVE REBOUNDS

Career — 2,226	Dwight Howard, 2004-12
Season — 384	Shaquille O'Neal, 1993-94
Game — 14	Shaquille O'Neal (2), @ Charlotte, OT (11-9-94); vs. Boston (2-15-94)
Half — 10	Michael Ansley, @ Milwaukee, 2nd (2-1-90)
Quarter — 8	Nikola Vucevic, vs. Miami, 3rd (11-22-14)
Overtime — 4	Dwight Howard, @ New Orleans (1-12-11); Terry Catledge, vs. Washington (3-30-90)

MOST DEFENSIVE REBOUNDS

Career — 5,806	Dwight Howard, 2004-12
Season — 882	Dwight Howard, 2007-08
Season — 21	Dwight Howard, vs. Miami (3-13-12)
Half — 13	Several times. Most recently, Tobias Harris, vs. L.A. Lakers, 1st (1-24-14)
Quarter — 10	Dwight Howard, vs. Miami, 4th (3-13-12); Dwight Howard, vs. Charlotte, 3rd (11-18-06)
Overtime — 5	Dwight Howard, vs. Minnesota (4-1-07)

MOST ASSISTS

Career — 3,501	Jameer Nelson, 2004-14
Season — 735	Scott Skiles, 1992-93
Game — 30*	Scott Skiles, vs. Denver (12-30-90) (*NBA Single Game Record)
Half — 16	Scott Skiles, vs. Denver, 2nd (12-30-90)
Quarter — 10	Scott Skiles, vs. Denver, 3rd (12-30-90)
Overtime — 7	Sam Vincent, vs. Washington (3-3-90)

MOST STEALS

Career — 1,004	Nick Anderson, 1989-99
Season — 190	Anfernee Hardaway, 1993-94
Game — 8	Nick Anderson, @ Washington (11-12-91)
Half — 5	Several times. Most recently, Chuma Okeke, @ Atlanta, 1st (12-22-21)
Quarter — 4	Several times. Most recently, Markelle Fultz, @ L.A. Clippers, 1st (3-18-23)
Overtime — 2	Several times. Most recently, Markelle Fultz, vs. Miami (3-11-23)

MOST BLOCKED SHOTS

Career — 1,344	Dwight Howard, 2004-12
Season — 286	Shaquille O'Neal, 1992-93
Game — 15	Shaquille O'Neal, @ New Jersey (11-20-93)
Half — 8	Shaquille O'Neal, @ New Jersey, 2nd (11-20-93)
Quarter — 6	Dwight Howard, vs. Minnesota, 3rd (11-3-10)
Overtime — 3	Shaquille O'Neal, vs. New York, 3rd OT (2-14-93)

MOST TURNOVERS

Career — 1,930	Dwight Howard, 2004-12
Season — 317	Dwight Howard, 2006-07; Steve Francis, 2004-05
Game — 11	Dwight Howard, @ Chicago (2-26-07)
Half — 7	Dwight Howard, vs. Toronto, 1st (1-6-10); Terry Catledge, vs. Boston, 2nd (1-17-90)
Quarter — 6	Elfrid Payton, vs. Indiana, 3rd (4-8-17)
Overtime — 2	Several times. Most recently, Markelle Fultz, vs. Miami (2-11-23)

MOST PERSONAL FOULS

Career — 2,002	Dwight Howard, 2004-12
Season — 381	Shaquille O'Neal, 1992-93
Game — 6	Several times. Most recently, Goga Bitadze, vs. Detroit (4-2-23)
Half — 6	Several times. Most recently, Wendell Carter Jr., @ Miami, 2nd (1-27-23)
Quarter — 6	Andrew Nicholson, vs. Indiana, 4th (1-16-13); Stanley Roberts, vs. Detroit, 4th (12-26-91)
Overtime — 4	Several times. Most recently, Nikola Vucevic, vs. Minnesota (11-7-14)

MOST DISQUALIFICATIONS

Career — 25	Dwight Howard, 2004-12
Season — 10	Michael Doleac, 2000-01

MOST MINUTES PLAYED

Career — 22,471	Dwight Howard, 2004-12
Season — 3,224	Shaquille O'Neal, 1993-94
Game — 58	Horace Grant, vs. Toronto, 3rd OT (2-27-98)

MAGIC TEAM HIGHS

MOST POINTS

Season — 9,136	2022-23
Game — 155	vs. Denver (12-30-90)
1st Half — 81	vs. Atlanta (4-5-19)
2nd Half — 83	vs. Denver (12-30-90)
1st Quarter — 50	vs. Atlanta (12-14-22)
2nd Quarter — 43	@ Toronto (2-14-23)
3rd Quarter — 49	@ Milwaukee (2-20-95)
4th Quarter — 45	@ Charlotte (1-26-94); vs. Denver (12-30-90)
Overtime — 19	@ Golden State (3-11-11)

MOST FIELD GOALS MADE

Season — 3,460	1994-95
Game — 62	@ Charlotte (1-26-94)
Half — 33	@ Charlotte, 2nd (1-26-94)
Quarter — 20	@ Charlotte, 4th (1-26-94)
Overtime — 9	vs. New Jersey, 3rd OT (11-8-95)

MOST FIELD GOALS ATTEMPTED

Season — 7,525	2000-01
Game — 113	@ Charlotte (11-9-94); vs. Denver (12-30-90)
Half — 62	@ Milwaukee, 2nd (2-1-90)
Quarter — 35	@ Milwaukee, 4th (2-1-90)
Overtime — 23	vs. New Jersey, 3rd OT (11-8-95)

HIGHEST FIELD GOAL PERCENTAGE

Season — .502	1994-95
Game — .653	@ Charlotte (1-26-94)
Half — .784	vs. Milwaukee, 2nd (12-30-09)
Quarter — .842	vs. Cleveland, 2nd (3-10-06)
Overtime — 1.000	@ Chicago (12-31-07)

MOST THREE-POINT FIELD GOALS MADE

Season — 999	2021-22
Game — 23	vs. Miami (4-10-22); @ Sacramento (1-13-09)
Half — 13	Several times. Most recently, vs. Brooklyn, 1st (3-19-21)
Quarter — 8	Several times. Most recently, vs. San Antonio, 4th (12-23-23)
Overtime — 4	vs. New Jersey, 3rd OT (11-8-95)

MOST THREE-POINT FIELD GOALS ATTEMPTED

Season — 3,022	2021-22
Game — 58	vs. Miami (4-10-22)
Half — 33	vs. Miami (4-10-22)
Quarter — 19	vs. Miami, 4th (4-10-22)
Overtime — 8	vs. New Jersey, 3rd OT (11-8-95)

HIGHEST THREE-POINT FIELD GOAL PERCENTAGE

Season — .386	2007-08
Game — .857	6-7, @ Indiana (11-27-92)
Half — 1.000	Several times. Most without a miss (4), vs. Phoenix, 1st (11-4-12), vs. Detroit, 1st (1-18-05)
Quarter — 1.000	Several times. Most recently without a miss (6), @ Charlotte, 4th (1-20-20)
Overtime — 1.000	Several times. Most recently without a miss (3), vs. Miami (3-11-23)

MOST FREE THROWS MADE

Season — 2,060	1989-90
Game — 45	vs. @ Denver (3-2-91)
Half — 32	vs. Chicago, 2nd (2-14-90)
Quarter — 21	vs. Chicago, 4th (12-10-97)
Overtime — 10	vs. Charlotte (2-17-09); @ Chicago (1-16-93); @ Cleveland (11-8-89)

MOST FREE THROWS ATTEMPTED

Season — 2,725	1989-90
Game — 57	vs. Sacramento (2-1-93)
Half — 40	vs. Chicago, 2nd (2-14-90)
Quarter — 26	@ New Jersey, 4th (2-26-08); vs. Boston, 4th (1-26-00); @ Washington, 1st (2-24-90)
Overtime — 13	vs. New Jersey, 3rd OT (11-8-95)

TEAM HIGHS

HIGHEST FREE THROW PERCENTAGE

Season — .787	2021-22
Game — 1.000	Several times. Most without a miss (27), vs. Atlanta (3-3-21)
Half — 1.000	Several times. Most without a miss (18), last @ Atlanta, 2nd (12-19-22)
Quarter — 1.000	Several times. Most without a miss (15), vs. Portland (3-20-15); @ Chicago, 2nd (12-1-10)
Overtime — 1.000	Several times. Most without a miss (7), vs. L.A. Clippers (12-7-22)

MOST REBOUNDS

Season — 3,769	1989-90
Game — 69	vs. Washington (11-12-92)
Half — 42	@ Milwaukee, 2nd (2-1-90)
Quarter — 28	vs. L.A. Lakers, 1st (3-23-97)
Overtime — 13	vs. New Jersey, 3rd OT, (11-8-95)

MOST OFFENSIVE REBOUNDS

Season — 1,304	1989-90
Game — 33	@ Atlanta (11-11-89)
Half — 20	vs. Brooklyn, 1st (11-8-96)
Quarter — 13	vs. Atlanta, 1st (1-9-97)
Overtime — 8	Several times. Most recently, vs. Toronto, 3rd OT (2-27-98)

MOST DEFENSIVE REBOUNDS

Season — 2,902	2018-19
Game — 51	vs. Chicago (3-2-16)
Half — 31	vs. Washington, 1st (3-3-90)
Quarter — 19	vs. Sacramento, 2nd (1-22-10)
Overtime — 10	vs. New Jersey, 3rd OT (11-8-95)

MOST ASSISTS

Season — 2,281	2000-01
Game — 46	@ Milwaukee (2-20-95)
Half — 27	@ Milwaukee, 1st (2-20-95)
Quarter — 15	@ Chicago, 1st (2-26-02); vs. Boston, 3rd (12-30-90)
Overtime — 6	Several times. Most recently, vs. Milwaukee (4-10-13)

MOST STEALS

Season — 743	1999-00
Game — 20	vs. Cleveland (3-21-03); @ New Jersey (2-10-99)
Half — 13	Several times. Most recently, vs. Washington, 2nd (1-8-20)
Quarter — 8	Several times. Most recently, @ Phoenix, 1st (3-17-17)
Overtime — 5	vs. New Jersey, 3rd OT (11-8-95)

MOST BLOCKED SHOTS

Season — 488	1994-95
Game — 19	@ New Jersey (11-20-93)
Half — 12	@ New Jersey, 2nd (11-20-93)
Quarter — 9	vs. L.A. Lakers, 1st (12-23-16)
Overtime — 6	vs. New York, 3rd OT (2-14-93)

MOST TURNOVERS

Season — 1,443	1999-00
Game — 37	@ Milwaukee (11-16-89)
Half — 20	@ Milwaukee (11-16-89)
Quarter — 12	Several times. Most recently, @ Philadelphia, 3rd (1-14-00)
Overtime — 6	vs. Toronto, 3rd OT (2-27-98)

TEAM HIGHS/LOWS

MOST PERSONAL FOULS

Season — 2,071	2000-01
Game — 37	vs. Toronto (11-1-14); @ San Antonio (1-20-01)
Half — 25	@ Charlotte, 2nd (11-6-04)
Quarter — 16	@ Milwaukee, 4th (12-4-10); @ Milwaukee, 4th (3-23-01)
Overtime — 9	vs. Chicago (4-17-06)

MOST DISQUALIFICATIONS

Season — 30	1992-93
Game — 3	Several times. Most recently, @ Miami (3-6-13)

MAGIC TEAM LOWS

FEWEST POINTS

Season — 4,473	1998-99
Game — 56	@ Boston (1-23-12)
1st Half — 27	vs. Boston (12-25-09); @ Houston (1-24-05)
2nd Half — 20	@ Boston (1-23-12)
1st Quarter — 8	@ Boston (4-10-98)
2nd Quarter — 7	vs. New York (4-11-15)
3rd Quarter — 8	vs. Atlanta (3-1-99)
4th Quarter — 7	@ Detroit (2-7-96)
Overtime — 2	Several times. Most recently, vs. Phoenix (12-26-18)

FEWEST FIELD GOALS MADE

Season — 1,687	1998-99
Game — 16	@ Boston (1-23-12)
Half — 5	@ Boston, 2nd (1-23-12)
Quarter — 1	vs. Cleveland (12-4-96); @ Detroit, 4th (2-7-96)
Overtime — 0	@ Miami (12-8-89)

FEWEST FIELD GOALS ATTEMPTED

Season — 3,943	1998-99
Game — 55	@ L.A. Lakers (2-28-06)
Half — 22	vs. Chicago, 2nd (11-1-06)
Quarter — 8	@ Utah, 2nd (2-25-00)
Overtime — 3	@ Chicago (1-16-93)

LOWEST FIELD GOAL PERCENTAGE

Season — .428	1998-99
Game — .246	@ Boston (1-23-12)
Half — .185	@ Boston, 2nd (1-23-12)
Quarter — .018	vs. Miami, 4th (11-26-97)
Overtime — .000	@ Miami (12-8-89)

FEWEST THREE-POINT FIELD GOALS MADE

Season — 116	1989-90
Game — 0	Several times. Most recently, vs. Utah (3-14-07)
Half — 0	Several times. Most recently, vs. Sacramento, 2nd (11-5-22)

FEWEST THREE-POINT FIELD GOALS ATTEMPTED

Season — 393	1989-90
Game — 0	Several times. Most recently, vs. Philadelphia (2-8-90)
Half — 0	Several times. Most recently, @ Utah, 2nd (4-3-21)

LOWEST THREE-POINT FIELD GOAL PERCENTAGE

Season — .295	1989-90
Game — .000	Several times. Most recently, vs. Utah (3-14-07)
Half — .000	Several times. Most recently, vs. Sacramento, 2nd (11-5-22)

FEWEST FREE THROWS MADE

Season — 876	1998-99
Game — 3	Several times. Most recently, vs. Toronto (3-20-18)
Half — 0	Several times. Most recently, vs. Milwaukee, 1st (4-11-21)
Quarter — 0	Several times. Most recently, vs. Portland, 2nd (3-5-23)
Overtime — 0	Several times. Most recently, vs. Miami (2-11-23)

FEWEST FREE THROWS ATTEMPTED

Season — 1,252	1998-99
Game — 5	Several times. Most recently, @ Dallas (12-10-18)
Half — 0	Several times. Most recently, vs. Indiana, 1st (11-10-19)
Quarter — 0	Several times. Most recently, @ Toronto, 1st (2-14-23)
Overtime — 0	Several times. Most recently, vs. Miami (2-11-23)

LOWEST FREE THROW PERCENTAGE

Season — .660	2011-12
Game — .261	@ New Jersey (12-12-94)

FEWEST REBOUNDS

Season — 2,133	1998-99
Game — 21	@ Toronto (1-4-06)
Half — 8	Several times. Most recently, @ Los Angeles Lakers, 2nd (2-28-06)
Quarter — 1	vs. Detroit (4-10-04)
Overtime — 0	@ Philadelphia (12-3-13)

FEWEST OFFENSIVE REBOUNDS

Season — 688	1998-99
Game — 1	@ Memphis (3-5-22); vs. Denver (12-1-21)
Half — 0	Several times. Most recently, @ Memphis, 1st (3-5-22)
Quarter — 0	Several times. Most recently, @ Brooklyn, 1st (4-7-23)
Overtime — 0	Several times. Most recently, vs. Sacramento (11-5-22)

FEWEST DEFENSIVE REBOUNDS

Season — 1,445	1998-99
Game — 15	@ Denver (3-4-06)
Half — 5	Several times. Most recently, vs. Utah, 2nd (3-15-06)
Quarter — 0	vs. Detroit, 2nd (4-10-04); vs. New Orleans, 3rd (10-30-03)
Overtime — 0	@ Philadelphia (12-3-13); vs. L.A. Clippers (2-6-12)

FEWEST ASSISTS

Season — 1,067	1998-99
Game — 5	@ Miami (10-29-10)
Half — 1	Several times. Most recently, vs. Boston, 1st (1-28-10)
Quarter — 0	Several times. Most recently, @ Dallas, 3rd (2-11-17)
Overtime — 0	Several times. Most recently, vs. Miami (2-11-23)

FEWEST STEALS

Season — 451	2011-12
Game — 0	@ Houston (1-22-11); @ Washington (2-6-06)
Half — 0	Several times. Most recently, vs. New York, 2nd (2-7-23)
Quarter — 0	Several times. Most recently, vs. Cleveland, 3rd (4-4-23)
Overtime — 0	Several times. Most recently, vs. Miami (2-11-23)

FEWEST BLOCKED SHOTS

Season — 213	1998-99
Game — 0	Several times. Most recently, vs. Milwaukee (3-7-23)
Half — 0	Several times. Most recently, @ Miami, 1st (4-9-23)
Quarter — 0	Several times. Most recently, @ Miami, 4th (4-9-23)
Overtime — 0	Several times. Most recently, vs. Miami (2-11-23)

FEWEST TURNOVERS

Season — 819	1998-99
Game — 3	Several times. Most recently, vs. Utah (2-27-21)
Half — 0	Several times. Most recently, vs. Indiana, 2nd (4-25-21)
Quarter — 0	Several times. Most recently, @ L.A. Lakers, 1st (3-19-23)
Overtime — 0	Several times. Most recently, @ New Orleans (4-1-21)

FEWEST PERSONAL FOULS

Season — 935	1998-99
Game — 5	@ Philadelphia (2-4-13)
Half — 1	@ Philadelphia, 2nd (2-4-13); vs. Atlanta, 2nd (4-13-12)
Quarter — 0	Several times. Most recently, vs. Milwaukee, 2nd (12-5-22)
Overtime — 0	Several times. Most recently, @ Miami (12-28-07)

FEWEST DISQUALIFICATIONS

Season — 3	1998-99
------------	---------

MAGIC ROOKIE RECORDS

MOST POINTS

Season — 1,893	Shaquille O'Neal, 1992-93
Game — 46	Shaquille O'Neal, @ Detroit (2-16-93)

MOST FIELD GOALS MADE

Season — 733	Shaquille O'Neal, 1992-93
Game — 19	Shaquille O'Neal, @ Detroit (2-16-93)

MOST FIELD GOALS ATTEMPTED

Season — 1,304	Shaquille O'Neal, 1992-93
Game — 33	Dennis Scott, @ Philadelphia (3-18-91)

HIGHEST FIELD GOAL PERCENTAGE

Season — .562	Shaquille O'Neal (733-1,304), 1992-93
Game — 1.000	Most without a miss (5-5), Dwight Howard, vs. Denver (12-18-04)

MOST THREE-POINT FIELD GOALS MADE

Season — 148	Mike Miller, 2000-01
Game — 6	Mike Miller, @ New York (4-3-01); Dennis Scott, vs. Golden State (11-30-90)

MOST THREE-POINT FIELD GOALS ATTEMPTED

Season — 364	Mike Miller, 2000-01
Game — 12	Courtney Lee, @ Philadelphia (2-28-09)

HIGHEST THREE-POINT FIELD GOAL PERCENTAGE

Season — .407	Mike Miller (148-364), 2000-01
Game — 1.000	Several times. Most without a miss (4), Travis Diener, @ Milwaukee (12-3-05)

MOST FREE THROWS MADE

Season — 427	Shaquille O'Neal, 1992-93
Game — 14	Cole Anthony, @ Philadelphia (5-16-21)

MOST FREE THROWS ATTEMPTED

Season — 721 Shaquille O'Neal, 1992-93
 Game — 18 Shaquille O'Neal, vs. Golden State (11-19-92)

HIGHEST FREE THROW PERCENTAGE

Season — .863 Franz Wagner (189-219), 2021-22
 Game — 1.000 Several times, Most without a miss (14), Cole Anthony, @ Philadelphia (5-16-21)

MOST REBOUNDS

Season — 1,122 Shaquille O'Neal, 1992-93
 Game — 25 Shaquille O'Neal, vs. Washington (4-20-93)

MOST ASSISTS

Season — 544 Anfernee Hardaway, 1993-94
 Game — 15 Anfernee Hardaway, @ Golden State (3-22-94)

MOST STEALS

Season — 190 Anfernee Hardaway, 1993-94
 Game — 7 Jameer Nelson, vs. Philadelphia (1-22-05)

MOST BLOCKED SHOTS

Season — 286 Shaquille O'Neal, 1992-93
 Game — 9 Shaquille O'Neal, vs. New York (2-14-93)

MOST MINUTES PLAYED

Season — 3,071 Shaquille O'Neal, 1992-93
 Game — 57 Victor Oladipo, vs. Chicago, 3 OT (1-15-14)

MOST GAMES

Season — 82 Several times. Most recently, Elfrid Payton, 2014-15

MOST STARTS

Season — 82 Dwight Howard, 2004-05

MAGIC MISCELLANEOUS RECORDS/SINGLE GAME

LONGEST GAME

Regulation — 3:12 vs. Atlanta (12-7-01)
 1OT — 3:01 @ Miami (3-18-10)
 2OT — 3:31 @ New York (2-28-03)
 3OT — 3:24 vs. New Jersey (11-8-95); vs. New York (2-14-93)

SHORTEST GAME

1:50 @ Indiana (2-10-98); vs. Cleveland (2-23-90)

MOST POINTS SCORED IN A VICTORY

155 vs. Denver (12-30-90)

MOST POINTS SCORED IN A LOSS

136 vs. Oklahoma City (10-30-15)

FEWEST POINTS SCORED IN A VICTORY

70 vs. Atlanta (3-1-99)

FEWEST POINTS SCORED IN A LOSS

56 @ Boston (1-23-12)

LARGEST LEAD IN A GAME (*since recorded in 1996-97)

57 @ Milwaukee (2-20-95)
 50 vs. Atlanta (1-9-09)

LARGEST HALFTIME LEAD IN A GAME

38 vs. Atlanta (1-9-09)

LARGEST DEFICIT IN A GAME (*since recorded in 1996-97)

51 @ Milwaukee (11-22-21)

LARGEST HALFTIME DEFICIT IN A GAME

41 @ Milwaukee (11-22-21)

LARGEST DEFICIT OVERCOME IN A VICTORY

25 @ Cleveland (11-8-89)
 24 @ Miami (3-3-11)
 23 @ Charlotte (11-21-14)
 23 @ Charlotte (4-21-96)
 22 vs. Phoenix (12-8-03)
 21 vs. Cleveland (2-6-18)
 21 @ Boston (1-24-97)

MOST PLAYERS SCORING IN DOUBLE FIGURES

8 14 times, Most recently, vs. Detroit (4-2-23); Suggs (18), Anthony (17), F. Wagner (16), Banchero (14), Carter Jr. (14), Bitadze (13), Fultz (11), M. Wagner (11)

MOST POINTS OFF THE BENCH

85 vs. Golden State (3-26-95)

MOST SECOND CHANCE POINTS (*since recorded in 1996-97)

36 @ Indiana (10-29-13)

MOST POINTS IN THE PAINT (*since recorded in 1996-97)

78 vs. Sacramento (11-5-22)

MOST TECHNICAL FOULS

6 @ Indiana (2-4-12); @ Charlotte (4-6-11); @ Denver (12-14-10)

QUICKEST DISQUALIFICATION ON PERSONAL FOULS

11:16 Remaining in 4th, David Vaughn, @ Utah (1-19-96)

MAGIC MISCELLANEOUS RECORDS

INDIVIDUAL (SEASON)

Most games with 40 or more points — 11 Tracy McGrady, 2002-03
 Most games with 30 or more points — 51 Tracy McGrady, 2002-03
 Most games with 20 or more points — 73 Shaquille O'Neal, 1993-94
 Most games with 10 or more points — 81 Shaquille O'Neal, 1993-94
 Most double-doubles — 69 Dwight Howard, 2007-08
 Most times led/shared scoring lead in a game — 69 Tracy McGrady, 2002-03

TEAM (SEASON)

Most +100 point games — 76 1989-90
 Most games under 100 points — 58 2006-07; 1996-97
 Most games holding opponent under 100 points — 58 2010-11
 Most games to shoot +.500 — 45 1994-95
 Most games for opponent to shoot +.500 — 73 2003-04

LARGEST WINS-LOSSES

OPPONENT INDIVIDUAL HIGHS

LARGEST WINS-LOSSES

TOP WINS ALL-TIME

Pts	Date	Opp	Score
48	2-20-95	@ MIL	152-104
47	4-2-99	@ CHI	115-68
46	2-17-95	PHI	129-83
42	11-3-10	MIN	128-86
	12-3-01	MEM	113-71
41	12-19-92	@ ATL	125-84
40	1-21-11	TOR	112-72
	3-29-96	@ TOR	126-86
39	12-30-90	DEN	155-116
38	2-14-19	CHA	127-89

TOP LOSSES ALL-TIME

Pts	Date	Opp	Score
47	4-10-17	@ CHI	75-122
46	4-3-21	@ UTA	91-137
43	11-16-02	@ GS	92-135
42	3-15-22	BKN	108-150
	1-8-21	@ HOU	90-132
	1-30-91	@ BOS	102-144
40	11-18-17	UTA	85-125
	4-15-05	@ CHI	77-117
	12-17-94	@ SEA	84-124
	1-26-91	DET	81-121

TOP WINS AT HOME

Pts	Date	Opp	Score
46	2-17-95	PHI	129-83
42	11-3-10	MIN	128-86
	12-3-01	MEM	113-71
40	1-21-11	TOR	112-72
39	12-30-90	DEN	155-116
38	2-14-19	CHA	127-89
36	4-5-19	ATL	149-113
	3-8-00	CHI	103-67
35	12-7-01	ATL	129-94
	3-28-00	BOS	122-87
	11-21-94	MIA	124-89
	4-7-92	CHA	135-110

TOP LOSSES AT HOME

Pts	Date	Opp	Score
42	3-15-22	BKN	108-150
40	11-18-17	UTA	85-125
	1-26-91	DET	81-121
37	4-11-21	MIL	87-124
	4-6-18	CHA	100-137
36	5-5-21	BOS	96-132
35	11-26-21	CHI	88-123
	4-22-21	IND	100-135
	12-11-15	CLE	76-111
	12-29-12	TOR	88-123

TOP WINS ON THE ROAD

Pts	Date	Opp	Score
48	2-20-95	@ MIL	152-104
47	4-2-99	@ CHI	115-68
41	12-19-92	@ ATL	125-84
40	3-29-96	@ TOR	126-86
36	4-10-97	@ TOR	105-69
32	1-13-09	@ SAC	139-107
30	2-12-19	@ NO	118-88
	3-5-08	@ WAS	122-92
	11-3-01	@ CLE	99-69
29	12-2-10	@ CHI	107-78

TOP LOSSES ON THE ROAD

Pts	Date	Opp	Score
47	4-10-17	@ CHI	75-122
46	4-3-21	@ UTA	91-137
43	11-16-02	@ GS	92-135
42	1-8-21	@ HOU	90-132
	1-30-91	@ BOS	102-144
40	4-15-05	@ CHI	77-117
	12-17-94	@ SEA	84-124
39	11-9-12	@ BRK	68-107
	11-11-89	@ ATL	109-148
38	12-6-13	@ NY	83-121
	3-12-00	@ NJ	91-129

OPPONENT INDIVIDUAL HIGHS

MOST POINTS

Season — 220	Michael Jordan (44.0 ppg.), Chicago (five games), 1989-90
Game — 64	Michael Jordan (CHI), @ Chicago (1-16-93)
Half — 41	Kyrie Irving (BKN), @ Orlando, 1st (3-15-22)
Quarter — 25	Kyrie Irving (BKN), @ Orlando, 2nd (3-15-22); Monta Ellis (MIL) @ Milwaukee (3-17-13)
Overtime — 10	Several times. Most recently, LeBron James (MIA), @ Orlando (12-31-12)

MOST FIELD GOALS MADE

Season — 88	Michael Jordan (CHI), Five games, 1989-90
Game — 27	Michael Jordan (CHI), @ Chicago (1-16-93)
Half — 15	Michael Jordan (CHI), @ Chicago, 1st (1-16-93)
Quarter — 11	Michael Jordan (CHI), @ Chicago, 1st (1-16-93)
Overtime — 4	Several times. Most recently, De'Aaron Fox (SAC), @ Orlando (11-5-22)

MOST FIELD GOALS ATTEMPTED

Season — 154	Michael Jordan (CHI), Five games, 1989-90
Game — 49	Michael Jordan (CHI), @ Chicago (1-16-93)
Half — 24	Michael Jordan (CHI), @ Orlando, 1st (2-14-90)
Quarter — 16	Kobe Bryant (LAL), @ Orlando, 4th (3-7-10); Shaquille O'Neal (LAL), @ L.A. Lakers, 1st (11-11-01)
Overtime — 16	John Starks (NY), @ Orlando, 3rd OT (2-14-93)

HIGHEST FIELD GOAL PERCENTAGE (season minimum - 2 games/10 attempts per game)

Season — .864	Kenneth Faried (DEN), 19-22, Two games, 2016-17
Game — 1.000	Several times. Most without a miss (11). Most recently, Anthony Mason (CHA), @ Charlotte (2-17-97)
Half — 1.000	Several times. Most without a miss (10). Wayman Tisdale (SAC), @ Sacramento, 1st (12-15-90)
Quarter — 1.000	Several times. Most without a miss (9). LeBron James (MIA), @ Orlando, 1st (2-3-11)
Overtime — 1.000	Several times. Most without a miss (4). Dirk Nowitzki (DAL), @ Dallas (12-16-05)

MOST THREE-POINT FIELD GOALS MADE

Season — 19	J.J. Redick (PHI), 19-36, Two games, 2018-19
Game — 11	Fred VanVleet (TOR), @ Orlando (2-2-21)
Half — 8	Fred VanVleet (TOR), @ Orlando, 1st (2-2-21)
Quarter — 7	Damian Lillard (POR), 3rd, @ Portland (11-28-18)
Overtime — 2	Several times. Most recently, Trevor Ariza (WAS), @ Orlando (3-14-14)

MOST THREE-POINT FIELD GOALS ATTEMPTED

Season — 44	Michael Adams (DEN), Four games, 1990-91
Game — 19	Jaylen Brown (BOS), @ Orlando (3-21-21)
Half — 11	Several times. Most recently, Jaylen Brown (BOS), @ Orlando, 2nd (3-21-21)
Quarter — 9	Damian Lillard (POR), @ Portland, 3rd (11-28-18)
Overtime — 4	Several times. Most recently, Wesley Person (CLE), @ Cleveland (11-19-97)

HIGHEST THREE-POINT FIELD GOAL PERCENTAGE (season minimum - 2 games/5 attempts per game)

Season — .818	Chandler Parsons (DAL), 9-11, Two games, 2015-16
---------------	--

MOST FREE THROWS MADE

Season — 53	Allen Iverson (PHI), Four games, 2004-05
Game — 25	Dwight Howard (LAL), @ Orlando (3-12-13)
Half — 17	Allen Iverson (PHI), @ Philadelphia, 2nd (2-12-05)
Quarter — 12	Desmond Bane (MEM), @ Memphis, 4th (3-28-23)
Overtime — 8	Kirk Hinrich (CHI), @ Orlando (4-17-06)

OPPONENT INDIVIDUAL HIGHS

MOST FREE THROWS ATTEMPTED

Season — 60	Dwight Howard (LAL), Two games, 2012-13
Game — 39	Dwight Howard (LAL), @ Orlando (3-12-13)
Half — 20	Dwight Howard (LAL), @ Orlando, 2nd (3-12-13); Allen Iverson (PHI), @ Philadelphia, 2nd (2-12-05)
Quarter — 17	Dwight Howard (LAL), @ Orlando, 2nd (3-12-13)
Overtime — 10	Kirk Hinrich (CHI), @ Orlando (4-17-06)

HIGHEST FREE THROW PERCENTAGE (season minimum - 2 games/5 attempts per game)

Season — 1.000	Several times. Most without a miss (26), Kemba Walker (CHA), 26-26, Four games, 2017-18
Game — 1.000	Several times. Most without a miss (16), Paul Pierce (BOS), @ Orlando (12-28-02)
Half — 1.000	Several times. Most without a miss (11), Michael Jordan (CHI), @ Orlando, 2nd (12-10-97); A.C. Green (LAL), @ L.A. Lakers, 2nd (1-12-92)
Quarter — 1.000	Several times. Most without a miss (10), Most recently, Nate Robinson (DEN), @ Denver, 4th (1-7-15)
Overtime — 1.000	Several times. Most without a miss (6), Ben Gordon (CHI), @ Orlando (4-17-06)

MOST REBOUNDS

Season — 86	Dennis Rodman (DET), 21.5 rpg., Four games, 1991-92
Game — 27	Dennis Rodman (DET), @ Detroit (2-18-92)
Half — 19	Kevin Garnett (MIN), @ Orlando, 1st (12-27-99)
Quarter — 14	Dennis Rodman (CHI), @ Chicago, 1st (1-3-97)
Overtime — 7	Herb Williams (NY), @ Orlando, 3rd OT (2-14-93)

MOST OFFENSIVE REBOUNDS

Season — 33	Andre Drummond (DET), 8.25 orpg., Four games, 2018-19
Game — 12	Several times. Most recently, Zaza Pachulia (ATL), @ Atlanta (3-19-06)
Half — 10	Ben Wallace (DET), @ Detroit, 2nd (3-30-01)
Quarter — 7	Three times. Most recently, David Duke Jr. (BKN), @ Brooklyn, 4th (12-18-21)
Overtime — 4	Herb Williams (NY), @ Orlando, 3rd OT (2-14-93)

MOST DEFENSIVE REBOUNDS

Season — 61	Dennis Rodman (DET), 15.3 drpg., Four games, 1991-92
Game — 23	Jonas Valanciunas (MEM), @ Orlando (3-22-19); Kevin Garnett (MIN), @ Minnesota (1-12-05)
Half — 14	Several times. Most recently, Jonas Valanciunas (MEM), @ Orlando, 2nd (3-22-19)
Quarter — 11	John Henson (MIL), @ Orlando, 2nd (4-10-13)
Overtime — 4	Several times. Most recently, Andre Drummond (DET), @ Detroit (1-16-19)

MOST ASSISTS

Season — 74	John Stockton (UTA), 14.8 apg., Five games, 1990-91
Game — 22	Tim Hardaway (GS), @ Orlando (12-16-94)
Half — 13	Jose Calderon (TOR), @ Toronto (11-18-12); Mookie Blaylock (GS), @ Golden State, 2nd (11-12-00)
Quarter — 10	Jose Calderon (TOR), @ Toronto, 4th (11-18-12)
Overtime — 5	David Lee (GS), @ Golden State (3-11-11)

MOST STEALS

Season — 18	John Stockton (UTA), 3.2 stlpg., Five games, 1990-91
Game — 9	Allen Iverson (PHI), @ Philadelphia (3-19-00)
Half — 7	Allen Iverson (PHI), @ Philadelphia, 2nd (3-19-00); John Stockton (UTA), @ Utah, 1st (11-21-90)
Quarter — 6	John Stockton (UTA), @ Utah, 1st (11-21-90)
Overtime — 2	Several times. Most recently, Rajon Rondo (BOS), @ Boston, 2nd OT (3-28-07)

MOST BLOCKED SHOTS

Season — 32	Hakeem Olajuwon (HOU), 6.4 blkpg, Five games, 1990-91
Game — 11	Hakeem Olajuwon (HOU), @ Houston (12-20-90)
Half — 8	Mitchell Robinson (NYK) @ New York, 2nd (11-11-18)
Quarter — 6	Greg Ostertag (UTA), @ Utah, 4th (2-25-00)
Overtime — 3	Theo Ratliff (POR), @ Orlando (2-24-04)

OPPONENT INDIVIDUAL HIGHS/TEAM HIGHS

MOST TURNOVERS

Season — 22	Allen Iverson (PHI), 5.5 tpg., Four games, 2004-05
Game — 10	Allen Iverson (PHI), @ Philadelphia (3-28-01)
Half — 7	Several times. Most recently, Darius Garland (CLE), @ Cleveland, 1st (11-27-19)
Quarter — 5	Several times. Most recently, Luka Doncic (DAL), vs. Dallas, 3rd (1-30-22)
Overtime — 3	Stephen Jackson (GSW), @ Golden State (12-3-07)

MOST PERSONAL FOULS

Season — 22	Cliff Levingston (ATL), Five games, 1989-90
-------------	---

MOST DISQUALIFICATIONS

Season — 2	Several times. Most recently, Serge Ibaka (OKC), Two games, and Nikola Pekovic (MIN), Two games, 2010-11
------------	--

MOST MINUTES PLAYED

Season — 220	Paul Pierce (BOS), 44.0 mpg., Five games, 2002-03
Game — 60	Jimmy Butler (CHI), @ Chicago (1-15-14)

OPPONENT TEAM HIGHS **Half, Quarter and Overtime since 1996-97**

MOST POINTS

Season — 622	Atlanta, 124.4 ppg., Five games, 1989-90
Game — 150	vs. Brooklyn (3-15-22)
1st Half — 86	vs. Brooklyn (3-15-22)
2nd Half — 82	@ Boston (1-30-91)
1st Quarter — 50	@ Milwaukee (11-16-89)
2nd Quarter — 45	@ Milwaukee (3-1-23); vs. New Orleans (4-22-21)
3rd Quarter — 47	@ Philadelphia (1-19-22)
4th Quarter — 46	vs. Phoenix (1-29-91)
Overtime — 22	@ Golden State (3-11-11)

MOST FIELD GOALS MADE

Game — 59	@ Milwaukee (11-16-89)
Half — 32	vs. Brooklyn, 1st (3-15-22); vs. Oklahoma City, 1st (1-18-15)
Quarter — 20	vs. Brooklyn, 1st (3-15-22)
Overtime — 7	@ Golden State (3-11-11)

MOST FIELD GOALS ATTEMPTED

Game — 121	vs. Washington (3-3-90)
Half — 59	@ Brooklyn, 1st (2-30-99)
Quarter — 33	Several times. Most recently, @ Brooklyn, 4th (12-18-21)
Overtime — 13	vs. Philadelphia (3-20-17); vs. Milwaukee (4-10-13)

HIGHEST FIELD GOAL PERCENTAGE

Game — .649	vs. Philadelphia (50-77), (11-27-22); vs. San Antonio (50-77), (12-19-18)
Half — .771	vs. Los Angeles Lakers (27-35), 2nd (3-21-99)
Quarter — .857	@ Toronto, 3rd (2-23-14); @ Dallas, 3rd (4-5-05)
Overtime — 1.000	vs. Cleveland (11-13-05)

MOST THREE-POINT FIELD GOALS MADE

Game — 26	@ Milwaukee (3-1-23); @ Utah (4-3-21)
Half — 18	@ Utah, 1st (4-3-21)
Quarter — 10	Three times. Most recently, @ Milwaukee, 2nd (3-1-23)
Overtime — 4	@ Golden State (3-11-11)

OPPONENT TEAM HIGHS

MOST THREE-POINT FIELD GOALS ATTEMPTED

Game — 58	@ Golden State (1-7-23)
Half — 33	@ Golden State, 1st (1-7-23)
Quarter — 18	Several times. Most recently, @ Golden State, 1st (1-7-23)
Overtime — 7	vs. New York, 2nd OT (2-21-14)

MOST FREE THROWS MADE

Game — 44	vs. Miami (1-22-93)
Half — 28	vs. Cleveland, 2nd (2-11-08)
Quarter — 23	vs. L.A. Clippers, 4th (1-26-22)
Overtime — 14	vs. Chicago (4-17-06)

MOST FREE THROWS ATTEMPTED

Game — 55	vs. Phoenix (2-20-01)
Half — 36	@ Charlotte, 2nd (11-6-04)
Quarter — 28	@ Milwaukee, 4th (12-4-10)
Overtime — 16	@ Chicago (4-17-06)

HIGHEST FREE THROW PERCENTAGE

Game — 1.000	Several times. Most without a miss (19) @ Miami (10-25-21)
Half — 1.000	Several times. Most recently and most without a miss (21), vs. Utah, 2nd (12-15-18)

MOST REBOUNDS

Game — 73	vs. New York (2-14-93)
Half — 38	@ Detroit, 2nd (3-30-01)
Quarter — 23	@ New Orleans, 2nd (10-28-14)
Overtime — 11	@ Memphis (1-25-16)

MOST OFFENSIVE REBOUNDS

Game — 29	@ Detroit (3-30-01); @ Dallas (1-18-01)
Half — 18	Several times. Most recently, vs. Utah, 1st (2-18-04)
Quarter — 14	vs. Utah, 1st (2-18-04)
Overtime — 5	vs. Philadelphia (3-31-03)

MOST DEFENSIVE REBOUNDS

Game — 52	vs. Milwaukee (2-8-20)
Half — 29	@ Phoenix, 1st (2-14-21)
Quarter — 17	@ Phoenix, 1st (2-14-21)
Overtime — 9	@ Memphis (1-25-16)

MOST ASSISTS

Game — 46	vs. Golden State (12-1-17)
Half — 24	@ Brooklyn, 1st (2-6-04)
Quarter — 16	@ Cleveland, 3rd (4-4-17)
Overtime — 5	@ Golden State (3-11-11); vs. Los Angeles Lakers (2-18-00)

MOST STEALS

Game — 24	@ Milwaukee (3-6-92)
Half — 14	vs. Boston, 2nd (1-10-98)
Quarter — 10	vs. Boston, 4th (1-10-98)
Overtime — 3	Several times. Most recently, @ Boston, 2nd OT (3-28-07)

OPPONENT TEAM HIGHS/LOWS

MOST BLOCKED SHOTS

Game — 18	@ Indiana (10-29-13); @ Utah (11-12-01)
Half — 12	@ New York, 2nd (11-11-18); @ Utah, 1st (11-12-01)
Quarter — 7	Several times. Most recently, @ Toronto, 4th (2-14-23)
Overtime — 3	Several times. Most recently, vs. Indiana (3-2-22)

MOST TURNOVERS

Game — 30	@ Golden State (11-12-00)
-----------	---------------------------

MOST PERSONAL FOULS

Game — 39	vs. Milwaukee (11-24-08)
-----------	--------------------------

OPPONENT TEAM LOWS ** (Half, Quarter and Overtime since 1996-97)**

FEWEST POINTS

Season — 163	Houston, Two games, 2005-06; Houston, Two games, 1997-98
Game — 66	@ Dallas (1-15-97)
1st Half — 23	vs. Miami (4-22-99)
2nd Half — 19	vs. Miami (3-26-00)
1st Quarter — 8	@ Houston (11-23-94); Miami @ Orlando
2nd Quarter — 6	vs. Washington (1-6-08)
3rd Quarter — 8	vs. Detroit (11-21-12); @ New Jersey (2-10-99)
4th Quarter — 6	vs. Detroit (12-7-93)
Overtime — 2	vs. Detroit (3-2-18); @ New York (2-5-95); vs. New York (2-14-93)

FEWEST FIELD GOALS MADE

Game — 20	@ Cleveland (11-3-01)
Half — 5	vs. Miami, 2nd (3-26-00)
Quarter — 1	vs. Denver, 4th (12-7-00)
Overtime — 0	vs. Detroit (3-2-18); vs. Sacramento (1-21-06)

FEWEST FIELD GOALS ATTEMPTED

Game — 59	@ Memphis (12-2-05)
Half — 25	@ Atlanta, 2nd (4-16-99)
Quarter — 9	@ Indiana, 4th (4-14-99)
Overtime — 4	vs. Miami (3-11-23); @ Golden State (11-12-00)

LOWEST FIELD GOAL PERCENTAGE

Game — .253	@ Cleveland (11-3-01)
Half — .147	vs. Miami (3-26-00)

FEWEST THREE-POINT FIELD GOALS MADE

Game — 0	Several times. Most recently, @ Detroit (11-3-09)
Half — 0	Several times. Most recently, @ Chicago, 1st (2-13-23)
Quarter — 0	Several times. Most recently, vs. Detroit, 2nd (4-2-23)
Overtime — 0	Several times. Most recently, vs. Miami (3-11-23)

FEWEST THREE-POINT FIELD GOALS ATTEMPTED

Game — 0	Several times. Most recently, @ Boston (1-22-92)
Half — 0	Several times. Most recently, vs. Cleveland, 1st (3-2-01)
Quarter — 0	Several times. Most recently, @ Minnesota, 1st (1-4-19)
Overtime — 0	Several times. Most recently, vs. Miami (3-11-23)

OPPONENT TEAM LOWS

LOWEST THREE-POINT FIELD GOAL PERCENTAGE

Game — .000 Several times. Most recently, @ Detroit (0-6), (11-3-09)
Half — .000 Several times. Most recently, @ Chicago, 1st (2-13-23)

FEWEST FREE THROWS MADE

Game — 1 @ Atlanta (4-1-18); vs. Phoenix (11-24-13)
Half — 0 Several times. Most recently, vs. L.A. Clippers, 1st (1-26-22)

FEWEST FREE THROWS ATTEMPTED

Game — 1 @ Atlanta (4-1-18)
Half — 0 Several times. Most recently, vs. L.A. Clippers, 1st (1-26-22)

LOWEST FREE THROW PERCENTAGE

Game — .333 vs. Phoenix (11-24-13)
Half — .000 Several times. Most recently, @ Brooklyn, 1st (2-24-20)

FEWEST REBOUNDS

Game — 21 @ Chicago (12-1-10)
Half — 7 @ Boston, 2nd (2-12-06)
Quarter — 2 @ Philadelphia, 1st (4-11-11)
Overtime — 0 @ Milwaukee (3-16-11)

FEWEST OFFENSIVE REBOUNDS

Game — 0 vs. Oklahoma City (1-22-20)
Half — 0 Several times. Most recently, vs. Golden State, 2nd (11-3-22)
Quarter — 0 Several times. Most recently, vs. Cleveland, 2nd (4-4-23)
Overtime — 0 Several times. Most recently, vs. Miami (3-11-23)

FEWEST DEFENSIVE REBOUNDS

Game — 13 @ Charlotte (3-5-96)
Half — 5 vs. Atlanta, 2nd (3-26-06); vs. Brooklyn, 2nd (4-17-98)
Quarter — 1 Several times. Most recently, @ Philadelphia, 1st (4-14-07)
Overtime — 0 @ Milwaukee (3-16-11); @ Chicago (12-31-07)

FEWEST ASSISTS

Game — 7 Several times. Most recently, @ Dallas (4-1-10)
Half — 1 @ Indiana, 2nd (1-24-12); vs. Memphis, 2nd (4-8-09)
Quarter — 0 Several times. Most recently, vs. Dallas, 4th (11-9-23)
Overtime — 0 Several times. Most recently, vs. Detroit (2-12-20)

FEWEST STEALS

Game — 0 @ Atlanta (4-1-18); vs. New York (12-28-05)
Half — 0 Several times. Most recently, vs. L.A. Lakers, 1st (12-27-22)
Quarter — 0 Several times. Most recently, @ Miami, 3rd (4-9-23)
Overtime — 0 Several times. Most recently, vs. Miami (3-11-23)

FEWEST BLOCKED SHOTS

Game — 0 Several times. Most recently, vs. Golden State (2-19-21)
Half — 0 Several times. Most recently, @ New Orleans, 1st (3-9-22)

FEWEST TURNOVERS

Game — 3 Several times. Most recently, @ Los Angeles Lakers (3-14-11)

FEWEST PERSONAL FOULS

Game — 7 vs. Denver (1-9-13)

AMWAY CENTER INDIVIDUAL HIGHS

AMWAY CENTER INDIVIDUAL HIGHS

MOST POINTS

Game — 60 Kyrie Irving (BKN), vs. Brooklyn (3-15-22)
Half — 41 Kyrie Irving (BKN), vs. Brooklyn, 1st (3-15-22)
Quarter — 25 Kyrie Irving (BKN), vs. Brooklyn, 2nd (3-15-22)
Overtime — 10 LeBron James (MIA), vs. Miami (12-31-12)

MOST FIELD GOALS MADE

Game — 21 Russell Westbrook (OKC), vs. Oklahoma City (3-29-17)

MOST FIELD GOALS ATTEMPTED

Game — 40 Russell Westbrook (OKC), vs. Oklahoma City (3-29-17)

HIGHEST FIELD GOAL PERCENTAGE (min. four attempts)

Game — 1.000 Most without a miss (9), Andrew Nicholson, vs. Brooklyn (3-29-16);
Chris Bosh (MIA), vs. Miami (1-4-14)

MOST THREE-POINT FIELD GOALS MADE

Game — 11 Fred VanVleet (TOR), vs. Toronto (2-2-21)

MOST THREE-POINT FIELD GOALS ATTEMPTED

Game — 17 Stephen Curry (GS), vs. Golden State (2-28-19); James Harden (HOU), vs. Houston (1-13-19)

HIGHEST THREE-POINT FIELD GOAL PERCENTAGE (min. two attempts)

Game — 1.000 Several times. Most without a miss (6), Gary Harris, vs. Indiana (1-25-23)

MOST FREE THROWS MADE

Game — 25 Dwight Howard (LAL), vs. L.A. Lakers (3-12-13)

MOST FREE THROWS ATTEMPTED

Game — 39 Dwight Howard (LAL), vs. L.A. Lakers (3-12-13)

HIGHEST FREE THROW PERCENTAGE

Game — 1.000 Most without a miss (11), Victor Oladipo, vs. New York (2-11-15);
LeBron James (MIA), vs. Miami (11-20-13)

MOST REBOUNDS

Game — 29 Nikola Vucevic, vs. Miami (12-31-12)

MOST OFFENSIVE REBOUNDS

Game — 11 Several times. Most recently, Nikola Vucevic, vs. Miami (11-22-14)

MOST DEFENSIVE REBOUNDS

Game — 23 Jonas Valanciunas (MEM), vs. Memphis (3-22-19)

MOST ASSISTS

Game — 16 Rajon Rondo (BOS), vs. Boston (11-25-12); Jordan Farmar (NJ), vs. New Jersey (3-25-11)

MOST STEALS

Game — 7 Several times. Most recently, Jimmy Butler (MIA), vs. Miami (12-23-20)

AMWAY CENTER INDIVIDUAL/TEAM HIGHS

MOST BLOCKS

Game — 8 Dwight Howard, vs. Cleveland (2-3-12); Dwight Howard, vs. Minnesota (11-3-10)

MOST TURNOVERS

Game — 9 Victor Oladipo, vs. Dallas (11-16-13)

AMWAY CENTER TEAM HIGHS

MOST POINTS

Game — 150 Brooklyn (3-15-22)
Half — 86 Brooklyn, 1st (3-15-22)
Quarter — 50 vs. Atlanta (12-14-22)
Overtime — 18 Several times. Most recently, vs. Miami (3-11-23)

MOST FIELD GOALS MADE

Game — 56 vs. Atlanta (4-5-19); vs. Brooklyn (3-29-16)

MOST FIELD GOALS ATTEMPTED

Game — 113 Chicago (1-15-14)

HIGHEST FIELD GOAL PERCENTAGE

Game — .649 Philadelphia (50-77), (11-27-22); San Antonio (50-77) (12-19-18)

MOST THREE-POINT FIELD GOALS MADE

Game — 24 New York (10-22-21)

MOST THREE-POINT FIELD GOALS ATTEMPTED

Game — 58 vs. Miami (4-10-22)

HIGHEST THREE-POINT FIELD GOAL PERCENTAGE

Game — .818 (9-11) vs. Phoenix (11-4-12)

MOST FREE THROWS MADE

Game — 39 New York (3-1-11)

MOST FREE THROWS ATTEMPTED

Game — 50 vs. New York (3-1-11)

HIGHEST FREE THROW PERCENTAGE

Game — 1.000 Most without a miss (27), vs. Atlanta (3-3-21)

MOST REBOUNDS

Game — 65 vs. New Orleans (3-20-19)

MOST OFFENSIVE REBOUNDS

Game — 24 vs. Cleveland (1-30-11)

MOST DEFENSIVE REBOUNDS

Game — 51 vs. Chicago (3-2-16)

MOST ASSISTS

Game — 46 Golden State (12-1-17)

AMWAY CENTER TEAM HIGHS/LOWS

MOST STEALS

Game — 19 vs. Milwaukee (4-11-16)

MOST BLOCKED SHOTS

Game — 15 vs. Minnesota (11-3-10)

MOST TURNOVERS

Game — 28 vs. Indiana (4-13-11)

MOST PERSONAL FOULS

Game — 37 vs. Toronto (11-1-14)

AMWAY CENTER TEAM LOWS

FEWEST POINTS

Game — 59 vs. Chicago (3-19-12)
Half — 25 vs. Boston (1-26-12)
Quarter — 7 vs. New York, 2nd (4-11-15)
Overtime — 2 Detroit (3-2-18)

FEWEST FIELD GOALS MADE

Game — 24 vs. Chicago (3-19-12)

FEWEST FIELD GOALS ATTEMPTED

Game — 60 Chicago (4-10-11)

LOWEST FIELD GOAL PERCENTAGE

Game — .295 (28-95) Toronto (12-28-18)

FEWEST THREE-POINT FIELD GOALS MADE

Game — 1 Several times. Most recently, Minnesota (4-5-14)

FEWEST THREE-POINT FIELD GOALS ATTEMPTED

Game — 9 Charlotte (4-1-11)

LOWEST THREE-POINT FIELD GOAL PERCENTAGE

Game — .067 (1-15) Minnesota (4-5-14)

FEWEST FREE THROWS MADE

Game — 1 Phoenix (11-24-13)

FEWEST FREE THROWS ATTEMPTED

Game — 3 Phoenix (11-24-13)

LOWEST FREE THROW PERCENTAGE

Game — .375 (3-8) vs. Milwaukee (4-10-13)

FEWEST REBOUNDS

Game — 25 vs. Miami (11-20-13); Washington (10-28-10)

FEWEST OFFENSIVE REBOUNDS

Game — 1 vs. Denver (12-1-21)

AMWAY CENTER TEAM LOWS/TWO-TEAM SINGLE GAME HIGHS

FEWEST DEFENSIVE REBOUNDS

Game — 17 vs. Chicago (4-10-11)

FEWEST ASSISTS

Game — 8 Washington (2-16-11)

FEWEST STEALS

Game — 1 vs. Houston (12-26-11); Oklahoma City (2-25-11)

FEWEST BLOCKED SHOTS

Game — 0 Several times. Most recently, vs. Milwaukee (3-7-23)

FEWEST TURNOVERS

Game — 4 vs. Utah (2-27-21)

FEWEST PERSONAL FOULS

Game — 7 vs. New Jersey (3-25-11)

AMWAY CENTER SINGLE-GAME ATTENDANCE

19,482 vs. L.A. Lakers (12-27-22)

19,458 vs. Detroit (4-12-17)

19,449 vs. Cleveland (4-4-23)

19,438 vs. New York (2-7-23)

19,431 vs. Detroit (4-2-23)

TWO-TEAM SINGLE GAME HIGHS

MOST POINTS

Game — 275 vs. Oklahoma City, 136-139 2 OT (10-30-15)

Half — 150 vs. Denver, 2nd (12-30-90)

Quarter — 81 vs. Denver, 4th (12-30-90)

Overtime — 41 @ Golden State (3-11-11)

MOST FIELD GOALS MADE

Game — 110 @ Charlotte (1-26-94)

MOST FIELD GOALS ATTEMPTED

Game — 233 vs. Washington, 2 OT (3-3-90)

HIGHEST FIELD GOAL PERCENTAGE

Game — .597 vs. Boston (3-16-90)

MOST THREE-POINT FIELD GOALS MADE

Game — 42 vs. Miami (4-10-22)

MOST THREE-POINT FIELD GOALS ATTEMPTED

Game — 108 vs. Miami (4-10-22)

MOST FREE THROWS MADE

Game — 75 vs. New York (3-1-11)

MOST FREE THROWS ATTEMPTED

Game — 97 vs. New York (3-1-11); @ Golden State (11-20-90)

TWO-TEAM SINGLE GAME HIGHS/LOWS

HIGHEST FREE THROW PERCENTAGE

Game — .968 vs. San Antonio (11-29-13)

MOST REBOUNDS

Game — 128 vs. New York, 3 OT (2-14-93)

MOST OFFENSIVE REBOUNDS

Game — 57 @ Atlanta (11-11-89)

MOST DEFENSIVE REBOUNDS

Game — 94 vs. Chicago (3-2-16)

MOST ASSISTS

Game — 74 vs. Boston (3-16-90)

MOST STEALS

Game — 34 @ Milwaukee (3-6-92)

MOST BLOCKED SHOTS

Game — 30 @ New Jersey (11-20-93)

MOST TURNOVERS

Game — 50 @ Miami (11-1-00); @ Philadelphia (3-19-00)

MOST PERSONAL FOULS

Game — 71 @ Golden State (11-20-90)

MOST PLAYER DISQUALIFICATIONS

Game — 4 vs. Philadelphia (3-20-17); @ New York (3-28-11)

MOST TECHNICAL FOULS

Game — 10 @ Toronto (12-17-95)

TWO-TEAM SINGLE GAME LOWS

FEWEST POINTS

Game — 137 vs. Atlanta (3-1-99)

Half — 57 vs. Miami, 2nd (11-26-97)

Quarter — 15 vs. New York, 2nd (4-11-15)

Overtime — 6 vs. New York, 3rd OT (2-14-93)

FEWEST FIELD GOALS MADE

Game — 48 vs. Denver (2-11-09)

FEWEST FIELD GOALS ATTEMPTED

Game — 129 vs. Atlanta (1-26-07)

LOWEST FIELD GOAL PERCENTAGE

Game — .321 vs. New York (11-3-03)

LOWEST THREE-POINT FIELD GOAL PERCENTAGE

Game — .000 vs. Denver (3-10-92); @ Minnesota (4-13-90)

TWO-TEAM SINGLE GAME LOWS/CONSECUTIVE RECORDS

FEWEST FREE THROWS MADE

Game — 9 @ Philadelphia (2-4-13)

FEWEST FREE THROWS ATTEMPTED

Game — 13 @ Philadelphia (2-4-13)

LOWEST FREE THROW PERCENTAGE

Game — .454 @ Miami (4-17-13)

FEWEST REBOUNDS

Game — 55 @ Toronto (1-4-06)

FEWEST OFFENSIVE REBOUNDS

Game — 2 vs. Denver (12-1-21)

FEWEST DEFENSIVE REBOUNDS

Game — 39 vs. L.A. Clippers (1-2-07); vs. New Jersey (4-17-98)

FEWEST ASSISTS

Game — 21 vs. Portland (12-19-09); @ Indiana (4-19-06)

FEWEST STEALS

Game — 2 @ Houston (1-22-11)

FEWEST BLOCKED SHOTS

Game — 1 Several times. Most recently, vs. Washington (10-30-14)

FEWEST TURNOVERS

Game — 13 @ Detroit (12-29-08); @ Chicago (2-26-02)

FEWEST PERSONAL FOULS

Game — 15 @ Philadelphia (2-4-13)

ORLANDO MAGIC CONSECUTIVE RECORDS

WINNING STREAKS

Overall — 9 12-23-10 to 1-8-11; 1-30-01 to 2-18-01; 11-12-94 to 12-2-94
Home — 40 3-21-95 to 3-19-96
Road — 9 4-14-07 to 11-19-07

LOSING STREAKS

Overall — 19 10-30-03 to 12-5-03
Home — 16 3-1-90 to 11-6-90
Road — 16 1-2-14 to 2-25-14; 1-27-06 to 3-21-06

CONSECUTIVE POINTS IN A GAME

20 Terrence Ross, vs. Washington, 1-9-22 (3rd qtr., 55-58 to 4th qtr., 75-67)
Tracy McGrady, vs. Chicago, 2-21-03 (2nd qtr., 47-44 to 3rd qtr., 67-52)
17 Tracy McGrady, @ Cleveland, 1-26-04 (2nd qtr., 42-44 to 59-55)
Tracy McGrady, @ Atlanta, 1-6-01 (1st qtr., 6-6 to 23-15)
16 Jameer Nelson, vs. San Antonio, 2-9-07 (3rd qtr., 69-74 to 4th qtr., 85-84)
Tracy McGrady, @ Denver, 11-14-03 (3rd qtr., 83-86 to 4th qtr., 99-102)
Tracy McGrady, @ New Orleans, 3-26-03 (2nd qtr., 44-60 to 3rd qtr., 60-68)

CONSECUTIVE RECORDS

CONSECUTIVE GAMES WITH A THREE-POINT FIELD GOAL

78 Dennis Scott (4-19-95 through 4-7-96)

CONSECUTIVE FREE THROWS

47 Darrell Armstrong Last 1 @ Dallas (11-13-99)
6 vs. Portland (11-17-99)
6 vs. Charlotte (11-19-99)
3 @ Atlanta (11-20-99)
3 vs. Dallas (11-24-99)
4 @ New York (11-27-99)
5 @ Detroit (11-28-99)
2 vs. Sacramento (11-30-99)
2 @ Minnesota (12-2-99)
4 @ Denver (12-3-99)
6 @ L.A. Lakers (12-5-99)
1 @ Phoenix (12-7-99)
4 vs. Chicago (12-11-99)
42 Darrell Armstrong 3-2-01 to 3-20-01, 11 games
39 Moritz Wagner 12-3-22 to 12-23-22, 11 games
39 Scott Skiles 1-8-94 to 2-23-94, 21 games
37 Scott Skiles 2-17-93 to 3-5-93, 8 games

INDIVIDUAL (CAREER)

Most consecutive starts without missing a game — 201 Dwight Howard, 3-24-06 to 12-12-08
Most consecutive games played — 351 Dwight Howard, 11-3-04 to 12-12-08
Most consecutive games with 30 or more points — 14 Tracy McGrady, 3-5-03 to 4-1-03
Most consecutive games with 20 or more points — 45 Tracy McGrady, 12-25-02 to 4-1-03
Most consecutive games with 10 or more points — 116 Tracy McGrady, 1-24-02 to 11-5-03
Most consecutive games with 10 or more rebounds — 33 Dwight Howard, 1-21-11 to 4-1-11
Most consecutive games with a double-double — 33 Dwight Howard, 1-21-11 to 4-1-11

TEAM (SEASON)

Most consecutive +100 point games — 29 2-24-90 to 4-22-90
Most consecutive games under 100 points — 29 12-13-97 to 2-16-98
Most consecutive games holding opponent under 100 points — 11 1-18-10 to 2-7-10; 3-17-00 to 4-9-00
Most consecutive games to shoot +.500 — 5 Several times. Most recently, 4-4-07 to 4-14-07
Most consecutive games to shoot -.500 — 26 10-29-03 to 12-17-03
Most consecutive games for opponent to shoot +.500 — 7 4-1-90 to 4-13-90
Most consecutive games for opponent to shoot -.500 — 26 12-29-04 to 2-22-05
Most consecutive overtime games played — 3 1-18-01 to 1-23-01

ALL-TIME SCORING VS. OPPONENTS

MAGIC/OPPONENT ALL-TIME INDIVIDUAL HIGH-POINT GAMES

REGULAR SEASON

<i>Opponent</i>	<i>Magic Game High</i>	<i>Opponent Game High</i>
Atlanta	40, McGrady (@ Atlanta, 12-8-01)	40, Johnson (@ Atlanta, 3-19-06)
Boston	44, McGrady (@ Orlando, 1-16-04)	50, Brown (@ Boston, 1-2-22)
Brooklyn	50, Anderson (@ New Jersey, 4-23-93)	60, Irving (@ Orlando, 3-15-22)
Charlotte	46, O'Neal (@ Charlotte, 11-9-94)	43, Walker (@ Charlotte, 4-10-19)
Chicago	52, McGrady (@ Orlando, 2-21-03)	64, Jordan (@ Chicago, 1-16-93)
Cleveland	45, Oladipo (@ Orlando, 3-18-16)	43, James (@ Cleveland, 3-17-09)
Dallas	43, O'Neal (@ Dallas, 3-3-94)	43, Mitchell (@ Orlando, 4-4-23)
Denver	51, McGrady (@ Denver, 11-14-03)	44, Doncic (@ Dallas, 10-30-22)
Detroit	46, McGrady (@ Orlando, 12-25-02)	40, Gallinari (@ Orlando, 3-22-15)
Golden State	49, Catledge (@ Golden State, 1-13-90)	51, Bey (@ Orlando, 3-17-22)
Houston	39, McGrady (@ Houston, 2-16-02)	51, Curry (@ Orlando, 2-25-16)
Indiana	49, O'Neal (@ Indiana, 12-9-93)	60, Harden (@ Houston, 1-30-18)
L.A. Clippers	47, McGrady (@ L.A. Clippers, 12-10-01)	38, O'Neal (@ Indiana, 1-15-05)
L.A. Lakers	46, O'Neal (@ Orlando, 3-8-95)	38, Miller (@ Indiana, 4-2-94)
Memphis	37, Hardaway (@ Orlando, 11-22-95)	38, Miller (@ Orlando, 4-6-90)
Miami	42, O'Neal (@ Miami, 11-5-93)	35, Brand (@ Orlando, 2-1-06)
Milwaukee	42, Anderson (@ Orlando, 11-6-92)	41, Bryant (@ Orlando, 12-20-09)
Minnesota	48, McGrady (@ Orlando, 3-5-03)	41, Bryant (@ Orlando, 11-12-04)
New Orleans	48, McGrady (@ Orlando, 3-19-02)	33, Morant (@ Orlando, 2-5-22)
New York	53, O'Neal (@ Orlando, 4-20-94)	56, Rice (@ Miami, 4-15-95)
Oklahoma City	48, Carter (@ Orlando, 2-8-10)	40, Redd (@ Milwaukee, 1-21-04)
Philadelphia	41, O'Neal (@ Orlando, 2-28-95)	37, LaVine (@ Orlando, 11-9-16)
Phoenix	41, O'Neal (@ Orlando, 2-5-95)	40, West (@ New Orleans, 2-26-10)
Portland	41, O'Neal (@ New York, 11-10-94)	40, Mashburn (@ New Orleans, 3-26-03)
Sacramento	41, McGrady (@ Seattle, 11-19-02)	44, Anthony (vs. New York, 2-21-14)
San Antonio	44, McGrady (@ Philadelphia, 3-28-01)	57, Westbrook (@ Orlando, 3-29-17)
Toronto	44, McGrady (@ Orlando, 2-20-01)	60, Iverson (@ Philadelphia, 2-12-05)
Utah	41, O'Neal (@ Orlando, 3-2-96)	39, Barbosa (@ Orlando, 11-10-07)
Washington	44, McGrady (@ Orlando, 11-9-01)	41, Lillard (@ Orlando, 10-25-18)
	38, McGrady (@ San Antonio, 1-20-01)	41, Lillard (@ Portland, 11-28-18)
	39, Howard (@ Toronto, 1-4-09)	42, Bibby (@ Sacramento, 1-15-06)
	43, McGrady (@ Orlando, 2-18-04)	47, Duncan (@ Orlando, 12-5-03)
	62, McGrady (@ Orlando, 3-10-04)	54, VanVleet (@ Orlando, 2-2-21)
		40, Malone (@ Orlando, 3-12-03)
		52, Wall (@ Washington, 12-6-16)

PLAYOFFS

ALL-TIME PLAYOFF RESULTS

ROUND	DATE	OPPONENT	W-L	RESULT	TOTAL	MAGIC	MAGIC	OPPONENT	ATTENDANCE
			STREAK			HI SCORER	HI REBOUNDER	HI SCORER	
1994 First Round									
	4/28	IND	L1	88-89	0-1	O'Neal/24	O'Neal/19	Miller/24	15,291
	4/30	IND	L2	101-103	0-2	Hardaway/31	Krystowiak-O'Neal/7	Miller/32	15,291
	5/2	@ IND	L3	86-99	0-3	O'Neal/23	O'Neal/14	Miller/31	16,562
1995 First Round									
	4/28	BOS	W1	124-77	1-0	O'Neal/23	Grant/14	Brown/20	16,010
	4/30	BOS	L1	92-99	1-1	Hardaway/26	Grant/14	Wilkins/24	16,010
	5/3	@ BOS	W1	82-77	2-1	Anderson/24	O'Neal/21	Wilkins-Brown/16	14,890
	5/5	@ BOS	W2	95-92	3-1	O'Neal/25	O'Neal/13	Wilkins/22	14,890
1995 Conference Semifinals									
	5/7	CHI	W3	94-91	4-1	O'Neal/26	O'Neal/12	Jordan/19	16,010
	5/10	CHI	L1	94-104	4-2	O'Neal/25	Grant/15	Jordan/38	16,010
	5/12	@ CHI	W1	110-101	5-2	O'Neal/28	Grant/14	Jordan/40	24,281
	5/14	@ CHI	L1	95-106	5-3	Grant/21	Grant/13	Jordan/26	24,358
	5/16	CHI	W1	103-95	6-3	Grant/24	O'Neal/22	Jordan/39	16,010
	5/18	@ CHI	W2	108-102	7-3	O'Neal/27	O'Neal/13	Pippen/26	24,322
1995 Conference Finals									
	5/23	IND	W3	105-101	8-3	O'Neal/32	Grant/12	Miller/26	16,010
	5/25	IND	W4	119-114	9-3	O'Neal/39	Grant/12	Miller/37	16,010
	5/27	@ IND	L1	100-105	9-4	Hardaway/29	Turner/7	Miller/26	16,477
	5/29	@ IND	L2	93-94	9-5	Hardaway/26	Grant/12	Miller/23	16,477
	5/31	IND	W1	103-106	10-5	O'Neal/35	O'Neal/13	Miller-McKey/21	16,010
	6/2	@ IND	L1	96-123	10-6	O'Neal/26	Grant/9	Miller/36	16,477
	6/4	IND	W1	105-81	11-6	O'Neal/25	O'Neal/11	D. Davis/15	16,010
1995 NBA Finals									
	6/7	HOU	L1	118-120 (OT)	11-7	O'Neal/Hardaway/26	O'Neal-Grant/16	Olajuwon/31	16,010
	6/9	HOU	L2	106-117	11-8	O'Neal/33	O'Neal/12	Olajuwon/34	16,010
	6/11	@ HOU	L3	103-106	11-9	O'Neal/28	Three players/10	Olajuwon/31	16,611
	6/14	@ HOU	L4	101-113	11-10	O'Neal-Hardaway/25	O'Neal-Grant/12	Olajuwon/35	16,611
1996 First Round									
	4/26	DET	W1	112-92	1-0	Scott/23	Grant/13	Hill/21	17,248
	4/28	DET	W2	92-77	2-0	O'Neal/29	Grant/10	Houston/23	17,248
	4/30	@ DET	W3	101-98	3-0	Hardaway/24	Grant/16	Houston/33	20,386
1996 Conference Semifinals									
	5/8	ATL	W4	117-105	4-0	O'Neal/41	O'Neal/13	Augmon/23	17,248
	5/10	ATL	W5	120-94	5-0	O'Neal/28	Grant/11	Blaylock/25	17,248
	5/12	@ ATL	W6	103-96	6-0	O'Neal/24	O'Neal/12	Laettner/26	15,476
	5/13	@ ATL	L1	99-104	6-1	Grant-Hardaway/29	Grant/20	Smith/35	12,643
	5/15	ATL	W1	96-88	7-1	O'Neal/27	O'Neal/15	Long/24	17,248
1996 Conference Finals									
	5/19	@ CHI	L1	83-121	7-2	Hardaway/38	O'Neal/6	Jordan/21	24,411
	5/21	@ CHI	L2	88-93	7-3	O'Neal/36	O'Neal/16	Jordan/35	24,395
	5/25	CHI	L3	67-86	7-4	Hardaway/18	O'Neal/12	Pippen/27	17,248
	5/27	CHI	L4	101-106	7-5	Hardaway-O'Neal/28	O'Neal/9	Jordan/45	17,248

ALL-TIME PLAYOFF RESULTS

ROUND	DATE	OPPONENT	W-L	RESULT	TOTAL	MAGIC	MAGIC	OPPONENT	ATTENDANCE
			STREAK			HI SCORER	HI REBOUNDER	HI SCORER	
1997 First Round									
	4/24	@ MIA	L1	64-99	0-1	Strong/15	Anderson/12	Lenard/24	15,200
	4/27	@ MIA	L2	87-104	0-2	Hardaway/26	Strong/16	Hardaway/20	15,200
	4/29	MIA	W1	88-75	1-2	Hardaway/42	Hardaway/8	Mourning/17	17,248
	5/1	MIA	W2	99-91	2-2	Hardaway/41	Armstrong/9	Mourning/23	16,555
	5/4	@ MIA	L1	83-91	2-3	Hardaway/33	Strong/12	Mourning/22	15,200
1999 First Round									
	5/9	PHI	L1	90-104	0-1	Hardaway/19	Grant/10	Iverson/30	15,267
	5/11	PHI	W1	79-68	1-1	Hardaway/22	Anderson/8	Iverson/13	16,345
	5/13	@ PHI	L1	85-97	1-2	Anderson/23	Harpring/10	Iverson/33	20,874
	5/15	@ PHI	L2	91-101	1-3	Anderson/29	Grant/8	Iverson/37	20,550
2001 First Round									
	4/22	@ MIL	L1	90-103	0-1	McGrady/33	McGrady-Outlaw/9	Williams/19	18,717
	4/25	@ MIL	L2	96-103	0-2	McGrady/35	Doleac-Outlaw/7	Allen/27	18,717
	4/28	MIL	W1	121-116 (OT)	1-2	McGrady/42	Outlaw/14	Allen/27	17,248
	5/1	MIL	L1	104-112	1-3	McGrady/25	Outlaw/12	Allen/26	17,248
2002 First Round									
	4/20	@ CHA	L1	79-80	0-1	McGrady/20	Grant/10	Davis/28	9,505
	4/23	@ CHA	W1	111-103 (OT)	1-1	McGrady/31	McGrady/11	Campbell/27	10,323
	4/27	CHA	L1	100-110 (OT)	1-2	McGrady/37	Garrity-Grant/10	Davis/33	16,754
	4/30	CHA	L2	85-102	1-3	McGrady/35	Ewing/10	Davis/28	16,254
2003 First Round									
	4/20	@ DET	W1	99-94	1-0	McGrady/43	Gooden/14	Hamilton/28	21,261
	4/23	@ DET	L1	77-89	1-1	McGrady/46	Gooden/11	Hamilton/30	22,076
	4/25	DET	W1	89-80	2-1	McGrady/29	Gooden-McGrady/7	Hamilton/22	17,283
	4/27	DET	W2	100-92	3-1	McGrady/27	Gooden/13	Billups/25	17,283
	4/30	@ DET	L1	67-98	3-2	McGrady/19	Gooden/15	Hamilton/24	22,076
	5/2	DET	L2	88-103	3-3	McGrady/37	Gooden/12	Billups/40	16,909
	5/4	@ DET	L3	93-108	3-4	McGrady/21	Gooden/17	Billups/37	22,076
2007 First Round									
	4/21	@ DET	L1	92-100	0-1	Turkoglu/17	Howard/19	Billups-Hamilton/22	22,076
	4/23	@ DET	L2	90-98	0-2	Turkoglu/22	Howard/11	Hamilton/22	22,076
	4/26	DET	L3	77-93	0-3	Nelson/27	Howard/12	Prince/23	17,451
	4/28	DET	L4	93-97	0-4	Howard/29	Howard/17	Billups/25	17,451
2008 First Round									
	4/20	TOR	W1	114-100	1-0	Howard/25	Howard/22	Parker/24	17,519
	4/22	TOR	W2	104-103	2-0	Howard/29	Howard/20	Bosh/29	17,519
	4/24	@ TOR	L1	94-108	2-1	Turkoglu/26	Howard/12	Ford/21	20,023
	4/26	@ TOR	W1	106-94	3-1	Lewis/27	Howard/16	Bosh/39	20,416
	4/28	TOR	W2	102-92	4-1	Howard/21	Howard/21	Bosh/16	17,519
2008 Conference Semifinals									
	5/3	@ DET	L1	72-91	4-2	Lewis-Turkoglu/18	Howard/8	Billups/19	22,076
	5/5	@ DET	L2	93-100	4-3	Howard-Nelson/22	Howard/18	Billups/28	22,076
	5/7	DET	W1	111-86	5-3	Lewis/33	Howard/12	Hamilton/24	17,519
	5/10	DET	L1	89-90	5-4	Turkoglu/20	Howard/12	Hamilton/32	17,519
	5/13	@ DET	L2	86-91	5-5	Turkoglu/18	Howard/17	Hamilton/31	22,076

2012 PLAYOFF STATISTICS (1-4)

FIRST ROUND VS. INDIANA

PLAYER	G	GS	MIN	-FIELD GOALS-			-3-POINT FG-			-FREE THROWS-			-REBOUNDS-											AVG
				FG	FGA	PCT	FG	FGA	PCT	FT	FTA	PCT	OFF	DEF	TOT	AST	PF	DQ	STL	TO	BLK	PTS		
Davis	5	5	190	39	89	.438	0	0	---	17	22	.773	23	23	46	4	10	0	3	9	6	95	19.0	
Nelson	5	5	182	29	74	.392	8	25	.320	12	16	.750	1	18	19	33	13	0	4	10	1	78	15.6	
J. Richardson	5	5	148	21	53	.396	10	27	.370	5	12	.417	4	15	19	5	7	0	6	6	2	57	11.4	
Redick	5	0	123	19	44	.432	4	19	.211	12	14	.857	0	5	5	16	4	0	1	6	0	54	10.8	
Anderson	5	5	172	15	44	.341	12	30	.400	6	7	.857	9	14	23	4	22	1	3	9	2	48	9.6	
Turkoglu	5	5	162	15	41	.366	5	12	.417	7	11	.636	4	10	14	12	18	0	5	9	4	42	8.4	
Wafer	1	0	6	3	5	.600	0	0	---	0	0	---	0	1	1	0	1	0	0	1	0	6	6.0	
Clark	5	0	88	8	18	.444	0	0	---	4	7	.571	8	25	33	1	6	0	2	4	5	20	4.0	
Q. Richardson	5	0	74	5	15	.333	2	7	.286	0	0	---	0	22	22	2	6	0	1	6	0	12	2.4	
Orton	4	0	9	0	0	---	0	0	---	4	4	1.000	0	2	2	0	3	0	0	0	0	4	1.0	
Duhon	5	0	61	1	5	.200	1	3	.333	0	2	.000	0	7	7	9	5	0	5	7	1	3	0.6	
Harper	1	0	5	0	1	.000	0	0	---	0	0	---	0	0	0	0	0	0	0	0	0	0	0.0	
Smith	1	0	5	0	0	---	0	0	---	0	0	---	0	1	1	0	0	0	0	0	1	0	0.0	
MAGIC	5	-	1225	155	389	.398	42	123	.341	67	95	.705	49	143	192	86	95	1	30	70	22	419	83.8	
PACERS	5	-	1225	182	409	.445	29	91	.319	80	104	.769	66	168	234	81	95	1	37	70	31	473	94.6	

2011 PLAYOFF STATISTICS (2-4)

FIRST ROUND VS. ATLANTA

PLAYER	G	GS	MIN	-FIELD GOALS-			-3-POINT FG-			-FREE THROWS-			-REBOUNDS-											AVG
				FG	FGA	PCT	FG	FGA	PCT	FT	FTA	PCT	OFF	DEF	TOT	AST	PF	DQ	STL	TO	BLK	PTS		
Howard	6	6	258	51	81	.630	0	1	.000	60	88	.682	27	66	93	3	25	0	4	33	11	162	27.0	
Nelson	6	6	216	31	82	.378	6	26	.231	11	14	.786	7	18	25	30	14	0	12	8	0	79	13.2	
J. Richardson	5	5	153	17	51	.333	8	25	.320	8	8	1.000	5	15	20	6	16	0	3	3	2	50	10.0	
Turkoglu	6	6	209	20	68	.294	7	30	.233	8	14	.571	1	18	19	22	18	0	8	7	1	55	9.2	
Arenas	5	0	81	18	42	.429	3	12	.250	4	6	.667	4	10	14	12	14	0	1	6	1	43	8.6	
Bass	6	6	139	16	38	.421	0	0	---	12	13	.923	12	13	25	2	7	0	3	7	5	44	7.3	
Redick	6	0	120	15	42	.357	1	15	.067	9	12	.750	0	11	11	6	8	0	1	7	1	40	6.7	
Duhon	1	0	4	1	2	.500	1	2	.500	2	2	1.000	0	0	0	0	0	0	0	0	0	5	5.0	
Anderson	6	0	147	8	30	.267	6	20	.300	6	6	1.000	10	17	27	3	16	0	5	1	1	28	4.7	
Q. Richardson	6	1	98	8	15	.533	5	10	.500	2	2	1.000	3	12	15	2	9	0	1	2	1	23	3.8	
Clark	1	0	6	1	3	.333	0	0	---	0	0	---	2	2	4	1	0	0	1	0	1	2	2.0	
Allen	1	0	7	0	1	.000	0	0	---	1	2	.500	0	1	1	0	2	0	0	0	0	1	1.0	
MAGIC	6	-	1440	186	455	.409	37	141	.262	123	167	.737	71	183	254	87	129	0	39	77	24	532	88.7	
HAWKS	6	-	1440	195	459	.425	37	101	.366	94	132	.712	56	175	231	108	145	1	37	78	23	521	86.8	

2010 PLAYOFF STATISTICS (10-4)

ALL PLAYOFF GAMES COMBINED

PLAYER	G	GS	MIN	-FIELD GOALS-			-3-POINT FG-			-FREE THROWS-			-REBOUNDS-											AVG
				FG	FGA	PCT	FG	FGA	PCT	FT	FTA	PCT	OFF	DEF	TOT	AST	PF	DQ	STL	TO	BLK	PTS		
Nelson	14	14	479	91	190	.479	33	84	.393	51	62	.823	9	41	50	67	38	1	14	35	0	266	19.0	
Howard	14	14	497	86	140	.614	0	0	---	82	158	.519	38	117	155	19	59	2	11	51	49	254	18.1	
Carter	14	14	480	74	184	.402	12	51	.235	57	69	.826	9	50	59	32	50	2	12	22	3	217	15.5	
Lewis	14	14	512	66	143	.462	28	75	.373	20	25	.800	15	64	79	32	38	0	15	25	10	180	12.9	
Pietrus	14	0	282	35	80	.438	28	61	.459	20	30	.667	2	18	20	10	27	0	9	6	6	118	8.4	
Redick	14	0	269	30	71	.423	15	35	.429	30	35	.857	4	20	24	19	22	0	10	20	0	105	7.5	
Barnes	14	14	326	30	75	.400	12	32	.375	17	20	.850	16	50	66	19	28	0	10	10	3	89	6.4	
Gortat	14	0	212	17	26	.654	0	0	---	8	11	.727	24	38	62	9	29	0	3	3	4	42	3.0	
Bass	7	0	42	7	13	.538	0	0	---	5	6	.833	2	6	8	1	2	0	0	1	0	19	2.7	
Williams	14	0	192	13	38	.342	6	24	.250	5	5	1.000	3	8	11	23	8	0	4	5	0	37	2.6	
Anderson	9	0	89	9	29	.310	4	14	.286	1	1	1.000	8	23	31	3	12	0	2	5	2	23	2.6	
A. Johnson	1	0	5	1	2	.500	0	1	.000	0	0	---	0	0	0	2	0	0	0	0	0	2	2.0	
MAGIC	14	-	3385	459	991	.463	138	377	.366	296	422	.701	130	435	565	236	313	5	90	192	77	1352	96.6	
OPPONENTS	14	-	3385	439	1039	.423	73	215	.340	280	368	.761	128	395	523	256	365	4	96	189	53	1231	87.9	

2010 PLAYOFF STATISTICS (4-0)

FIRST ROUND VS. CHARLOTTE

PLAYER	G	GS	MIN	-FIELD GOALS-			-3-POINT FG-			-FREE THROWS-			-REBOUNDS-											AVG
				FG	FGA	PCT	FG	FGA	PCT	FT	FTA	PCT	OFF	DEF	TOT	AST	PF	DQ	STL	TO	BLK	PTS		
Nelson	4	4	145	30	62	.484	12	28	.429	23	26	.885	2	9	11	18	8	0	10	5	0	95	23.8	
Lewis	4	4	153	22	42	.524	12	26	.462	7	8	.875	1	21	22	7	12	0	4	10	1	63	15.8	
Carter	4	4	148	20	56	.357	1	17	.059	21	27	.778	2	14	16	8	18	2	3	6	0	62	15.5	
Howard	4	4	106	13	27	.481	0	0	---	13	35	.371	13	24	37	9	22	2	3	13	20	39	9.8	
Pietrus	4	0	75	10	22	.455	10	20	.500	6	8	.750	0	5	5	3	8	0	3	2	3	36	9.0	
Barnes	4	4	108	9	25	.360	5	11	.455	11	12	.917	6	15	21	8	6	0	6	4	0	34	8.5	
Redick	4	0	54	6	13	.462	2	7	.286	6	7	.857	0	7	7	3	6	0	0	3	0	20	5.0	
Gortat	4	0	86	6	10	.600	0	0	---	3	4	.750	10	11	21	2	9	0	1	1	2	15	3.8	
Anderson	4	0	36	4	11	.364	3	6	.500	0	0	---	3	6	9	2	4	0	1	2	0	11	2.8	
Williams	4	0	47	1	7	.143	0	5	.000	2	2	1.000	0	2	2	2	2	0	2	1	0	4	1.0	
Bass	1	0	2	0	0	---	0	0	---	0	0	---	0	0	0	0	0	0	0	0	0	0	0.0	
MAGIC	4	-	960	121	275	.440	45	120	.375	92	129	.713	37	114	151	62	94	4	31	51	26	379	94.8	
BOBCATS	4	-	960	125	282	.443	19	68	.279	73	102	.716	34	112	146	81	107	1	22	62	18	342	85.5	

2010 PLAYOFF STATISTICS (4-0)

CONFERENCE SEMIFINALS VS. ATLANTA

PLAYER	G	GS	-FIELD GOALS-			-3-POINT FG-			-FREE THROWS-			-REBOUNDS-			PTS	AVG							
			FG	FGA	PCT	FG	FGA	PCT	FT	FTA	PCT	OFF	DEF	TOT			AST	Pf	DQ	STL	TO	BLK	
Howard	4	4	149	27	32	.844	0	0	—	30	52	.577	9	44	53	6	16	0	2	17	11	84	21.0
Carter	4	4	134	25	49	.510	7	15	.467	16	18	.889	1	19	20	11	8	0	1	3	2	73	18.3
Nelson	4	4	121	26	46	.565	7	19	.368	10	15	.667	0	10	10	24	9	0	3	6	0	69	17.3
Lewis	4	4	142	25	45	.556	12	26	.462	6	7	.857	4	18	22	14	6	0	3	4	3	68	17.0
Pietrus	4	0	102	15	32	.469	11	21	.524	5	10	.500	2	8	10	5	7	0	2	3	1	46	11.5
Barnes	4	4	90	10	21	.476	1	7	.143	4	4	1.000	4	13	17	5	10	0	2	1	2	25	6.3
Redick	4	0	58	7	18	.389	3	8	.375	1	4	.250	1	3	4	6	5	0	2	4	0	18	4.5
Gortat	4	0	45	7	10	.700	0	0	—	2	3	.667	6	9	15	3	7	0	1	1	0	16	4.0
Anderson	4	0	42	5	17	.294	1	7	.143	1	1	1.000	5	15	20	1	8	0	1	2	2	12	3.0
Bass	2	0	7	2	4	.500	0	0	—	2	2	1.000	2	1	3	0	0	0	0	0	0	6	3.0
Williams	4	0	66	4	12	.333	2	8	.250	0	0	—	1	1	2	10	4	0	3	2	0	10	2.5
A. Johnson	1	0	5	1	2	.500	0	1	.000	0	0	—	0	0	0	2	0	0	0	0	0	2	2.0
MAGIC	4	-	960	154	288	.535	44	112	.393	77	116	.664	35	141	176	87	80	0	20	47	21	429	107.3
HAWKS	4	-	960	118	313	.377	15	51	.294	77	97	.794	46	94	140	54	99	0	25	44	8	328	82.0

2010 PLAYOFF STATISTICS (2-4)

CONFERENCE FINALS VS. BOSTON

PLAYER	G	GS	-FIELD GOALS-			-3-POINT FG-			-FREE THROWS-			-REBOUNDS-			PTS	AVG							
			FG	FGA	PCT	FG	FGA	PCT	FT	FTA	PCT	OFF	DEF	TOT			AST	Pf	DQ	STL	TO	BLK	
Howard	6	6	242	46	81	.568	0	0	—	39	71	.549	16	49	65	4	21	0	6	21	18	131	21.8
Nelson	6	6	213	35	82	.427	14	37	.378	18	21	.857	7	22	29	25	21	1	1	24	0	102	17.0
Carter	6	6	197	29	79	.367	4	19	.211	20	24	.833	6	17	23	13	24	0	8	13	1	82	13.7
Redick	6	0	157	17	40	.425	10	20	.500	23	24	.958	3	10	13	10	11	0	8	13	0	67	11.2
Lewis	6	6	217	19	56	.339	4	23	.174	7	10	.700	10	25	35	11	20	0	8	11	6	49	8.2
Pietrus	6	0	105	10	26	.385	7	20	.350	9	12	.750	0	5	5	2	12	0	4	1	2	36	6.0
Barnes	6	6	127	11	29	.379	6	14	.429	2	4	.500	6	22	28	6	12	0	2	5	1	30	5.0
Williams	6	0	79	8	19	.421	4	11	.364	3	3	1.000	2	5	7	11	3	0	1	2	0	23	3.8
Bass	4	0	33	5	9	.556	0	0	—	3	4	.750	0	5	5	1	2	0	0	1	0	13	3.3
Gortat	6	0	82	4	6	.667	0	0	—	3	4	.750	8	18	26	4	13	0	1	1	2	11	1.8
Anderson	1	0	11	0	1	.000	0	1	.000	0	0	—	0	2	2	0	0	0	0	1	0	0	0.0
MAGIC	6	-	1465	184	428	.430	49	145	.338	127	177	.718	58	180	238	87	139	1	39	94	30	544	90.7
CELTICS	6	-	1465	196	444	.441	39	96	.406	130	169	.769	48	189	237	121	159	3	49	83	27	561	93.5

2009 PLAYOFF STATISTICS (13-11)

ALL PLAYOFF GAMES COMBINED

PLAYER	G	GS	-FIELD GOALS-			-3-POINT FG-			-FREE THROWS-			-REBOUNDS-			PTS	AVG							
			FG	FGA	PCT	FG	FGA	PCT	FT	FTA	PCT	OFF	DEF	TOT			AST	Pf	DQ	STL	TO	BLK	
Howard	23	23	903	161	268	.601	0	2	.000	145	228	.636	99	254	353	43	102	4	20	67	60	467	20.3
Lewis	24	24	986	156	348	.448	52	132	.394	91	116	.784	29	124	153	70	50	0	25	50	13	455	19.0
Turkoglu	24	24	934	126	295	.427	32	83	.386	94	115	.817	9	100	109	116	80	0	18	64	4	378	15.8
Alston	23	23	740	106	279	.380	36	113	.319	33	44	.750	3	53	56	94	53	0	33	40	4	281	12.2
Pietrus	24	0	618	84	174	.483	37	96	.385	47	65	.723	19	43	62	14	77	1	18	22	13	252	10.5
Lee	21	16	550	67	154	.435	12	44	.273	23	26	.885	6	33	39	27	42	0	19	20	3	169	8.0
Redick	16	8	327	31	83	.373	21	52	.404	13	14	.929	2	17	19	31	26	1	8	7	1	96	6.0
Lue	1	0	4	2	2	1.000	1	1	1.000	0	0	—	0	0	0	0	0	0	0	0	0	5	5.0
Johnson	19	1	280	32	85	.376	9	30	.300	9	18	.500	7	19	26	39	28	0	11	12	0	82	4.3
Nelson	5	0	90	8	23	.348	1	6	.167	2	4	.500	1	6	7	14	3	0	1	7	0	19	3.8
Gortat	24	1	271	34	52	.654	0	0	—	10	16	.625	18	58	76	3	39	0	9	11	15	78	3.3
Battie	21	0	128	21	45	.467	0	0	—	3	5	.600	7	13	20	2	12	0	2	3	0	45	2.1
Foyle	2	0	4	0	1	.000	0	0	—	0	0	—	0	1	1	0	1	0	0	1	0	0	0.0
Richardson	1	0	2	0	1	.000	0	0	—	0	0	—	0	0	0	0	0	0	0	0	1	0	0.0
MAGIC	24	-	5835	828	1810	.457	201	559	.360	470	651	.722	200	721	921	453	513	6	162	316	116	2327	97.0
OPPONENTS	24	-	5835	850	1889	.450	144	432	.333	439	577	.761	213	725	938	460	582	6	161	311	92	2283	95.1

2009 PLAYOFF STATISTICS (4-2)

FIRST ROUND VS. PHILADELPHIA

PLAYER	G	GS	-FIELD GOALS-			-3-POINT FG-			-FREE THROWS-			-REBOUNDS-			PTS	AVG							
			FG	FGA	PCT	FG	FGA	PCT	FT	FTA	PCT	OFF	DEF	TOT			AST	Pf	DQ	STL	TO	BLK	
Howard	5	5	194	41	60	.683	0	1	.000	38	57	.667	28	51	79	5	20	1	3	13	14	120	24.0
Lewis	6	6	238	40	91	.440	10	27	.370	25	30	.833	11	25	36	21	10	0	6	14	5	115	19.2
Alston	6	6	198	35	80	.438	11	28	.393	10	15	.667	0	15	15	29	14	0	7	7	0	91	15.2
Lee	5	5	167	26	54	.481	4	14	.286	7	8	.875	2	8	10	10	13	0	8	4	0	63	12.6
Turkoglu	6	6	223	23	63	.365	5	15	.333	20	23	.870	3	25	28	20	20	0	6	18	1	71	11.8
Redick	4	1	73	7	18	.389	6	14	.429	3	3	1.000	0	5	5	6	6	0	3	2	0	23	5.8
Pietrus	6	0	125	11	28	.393	6	19	.316	3	8	.375	4	12	16	2	15	0	0	7	5	31	5.2
Johnson	6	0	96	13	35	.371	3	12	.250	0	0	—	2	10	12	13	11	0	5	4	0	29	4.8
Battie	5	0	40	8	12	.667	0	0	—	1	2	.500	3	5	8	0	3	0	0	0	1	17	3.4
Gortat	6	1	86	8	15	.533	0	0	—	1	2	.500	7	21	28	2	9	0	5	4	4	17	2.8
MAGIC	6	-	1440	212	456	.465	45	130	.346	108	148	.730	60	177	237	108	121	1	43	77	30	577	96.2
76ERS	6	-	1440	204	450	.453	35	95	.368	88	124	.710	48	173	221	107	138	0	37	88	18	531	88.5

2009 PLAYOFF STATISTICS (4-3)

CONFERENCE SEMIFINALS VS. BOSTON

PLAYER	G	GS	MIN	-FIELD GOALS-			-3-POINT FG-			-FREE THROWS-			-REBOUNDS-				PTS	AVG					
				FG	FGA	PCT	FG	FGA	PCT	FT	FTA	PCT	OFF	DEF	TOT	AST			PF	DQ	STL	TO	BLK
Lewis	7	7	284	51	112	.455	11	34	.324	30	39	.769	6	38	44	21	9	0	7	15	6	143	20.4
Howard	7	7	264	45	82	.549	0	0	—	25	46	.543	29	91	120	10	30	0	4	19	19	115	16.4
Turkoglu	7	7	258	41	89	.461	11	29	.379	21	26	.808	1	19	20	37	20	0	4	16	1	114	16.3
Pietrus	7	0	182	27	53	.509	10	29	.345	21	27	.778	6	11	17	5	24	0	10	4	3	85	12.1
Alston	6	6	195	23	69	.333	8	29	.276	8	12	.667	1	14	15	27	13	0	12	13	2	62	10.3
Redick	7	7	179	13	41	.317	9	25	.360	9	10	.900	1	11	12	17	15	1	4	2	1	44	6.3
Lee	5	0	106	10	25	.400	2	4	.500	9	9	1.000	1	8	9	6	9	0	1	5	1	31	6.2
Lue	1	0	4	2	2	1.000	1	1	1.000	0	0	—	0	0	0	0	0	0	0	0	0	5	5.0
Gortat	7	0	67	12	13	.923	0	0	—	6	6	1.000	6	8	14	1	13	0	2	3	1	30	4.3
Johnson	7	1	102	11	30	.367	4	11	.364	4	8	.500	4	5	9	13	9	0	3	5	0	30	4.3
Battie	6	0	34	6	16	.375	0	0	—	1	2	.500	1	2	3	0	3	0	0	1	0	13	2.2
Foyle	2	0	4	0	1	.000	0	0	—	0	0	—	0	1	1	0	1	0	0	1	0	0	0.0
Richardson	1	0	2	0	1	.000	0	0	—	0	0	—	0	0	0	0	0	0	0	1	0	0	0.0
MAGIC	7		1680	241	534	.451	56	162	.346	134	185	.724	56	208	264	137	146	1	47	89	34	672	96.0
CELTICS	7		1680	237	538	.441	35	121	.289	133	163	.816	62	226	288	159	175	1	48	96	22	642	91.7

2009 PLAYOFF STATISTICS (4-2)

CONFERENCE FINALS VS. CLEVELAND

PLAYER	G	GS	MIN	-FIELD GOALS-			-3-POINT FG-			-FREE THROWS-			-REBOUNDS-				PTS	AVG					
				FG	FGA	PCT	FG	FGA	PCT	FT	FTA	PCT	OFF	DEF	TOT	AST			PF	DQ	STL	TO	BLK
Howard	6	6	232	54	83	.651	0	1	.000	47	67	.701	24	54	78	17	32	3	5	15	7	155	25.8
Lewis	6	6	252	35	71	.493	15	31	.484	25	34	.735	3	32	35	8	16	0	8	11	2	110	18.3
Turkoglu	6	6	246	32	82	.390	9	23	.391	30	35	.857	4	34	38	40	21	0	4	17	0	103	17.2
Pietrus	6	0	171	27	53	.509	17	36	.472	12	16	.750	7	12	19	5	22	0	5	8	4	83	13.8
Alston	6	6	200	27	73	.370	14	37	.378	7	7	1.000	1	14	15	23	16	0	10	12	2	75	12.5
Lee	6	6	189	19	43	.442	4	15	.267	4	5	.800	1	12	13	10	7	0	7	8	2	46	7.7
Redick	1	0	10	3	4	.750	1	2	.500	0	0	—	0	0	0	0	1	0	0	1	0	7	7.0
Johnson	6	0	81	8	20	.400	2	7	.286	5	10	.500	1	4	5	13	8	0	3	3	0	23	3.8
Gortat	6	0	65	7	9	.778	0	0	—	1	4	.250	3	18	21	0	12	0	0	1	5	15	2.5
Battie	5	0	20	2	6	.333	0	0	—	1	1	1.000	2	3	5	0	1	0	0	0	0	5	1.0
MAGIC	6		1465	214	444	.482	62	152	.408	132	179	.737	46	183	229	116	136	3	42	77	22	622	103.7
CAVALIERS	6		1465	219	485	.452	42	130	.323	127	170	.747	50	176	226	112	148	5	40	73	26	607	101.2

2009 PLAYOFF STATISTICS (1-4)

NBA FINALS VS. L.A. LAKERS

PLAYER	G	GS	MIN	-FIELD GOALS-			-3-POINT FG-			-FREE THROWS-			-REBOUNDS-				PTS	AVG					
				FG	FGA	PCT	FG	FGA	PCT	FT	FTA	PCT	OFF	DEF	TOT	AST			PF	DQ	STL	TO	BLK
Turkoglu	5	5	206	30	61	.492	7	16	.438	23	31	.742	1	22	23	19	19	0	4	13	2	90	18.0
Lewis	5	5	212	30	74	.405	16	40	.400	11	13	.846	9	29	38	20	15	0	4	10	0	87	17.4
Howard	5	5	213	21	43	.488	0	0	—	35	58	.603	18	58	76	11	20	0	8	20	20	77	15.4
Alston	5	5	147	21	57	.368	3	19	.158	8	10	.800	1	10	11	15	10	0	4	8	0	53	10.6
Pietrus	5	0	140	19	40	.475	4	12	.333	11	14	.786	2	8	10	2	16	1	3	3	1	53	10.6
Lee	5	5	88	12	32	.375	2	11	.182	3	4	.750	2	5	7	1	13	0	3	3	0	29	5.8
Redick	4	0	65	8	20	.400	5	11	.455	1	1	1.000	1	1	2	8	4	0	1	2	0	22	5.5
Nelson	5	0	90	8	23	.348	1	6	.167	2	4	.500	1	6	7	14	3	0	1	7	0	19	3.8
Gortat	5	0	53	7	15	.467	0	0	—	2	4	.500	2	11	13	0	5	0	2	3	5	16	3.2
Battie	5	0	35	5	11	.455	0	0	—	0	0	—	1	3	4	2	5	0	0	1	2	10	2.0
MAGIC	5		1250	161	376	.428	38	115	.330	96	139	.691	38	153	191	92	110	1	30	73	30	456	91.2
LAKERS	5		1250	190	416	.457	32	86	.372	91	120	.758	53	150	203	82	121	0	36	54	26	503	100.6



2008 PLAYOFF STATISTICS (5-5)

ALL PLAYOFF GAMES COMBINED

PLAYER	G	GS	MIN	-FIELD GOALS-			-3-POINT FG-			-FREE THROWS-			-REBOUNDS-				PTS	AVG					
				FG	FGA	PCT	FG	FGA	PCT	FT	FTA	PCT	OFF	DEF	TOT	AST			PF	DQ	STL	TO	BLK
Lewis	10	10	417	71	163	.436	21	68	.309	32	39	.821	24	48	72	34	18	0	11	23	5	195	19.5
Howard	10	10	421	72	124	.581	0	0	—	45	83	.542	60	98	158	9	38	0	8	32	34	189	18.9
Turkoglu	10	10	399	63	141	.447	10	35	.286	39	46	.848	14	50	64	55	35	1	8	38	2	175	17.5
Nelson	10	10	333	57	113	.504	20	41	.488	28	37	.757	4	37	41	47	43	1	3	21	2	162	16.2
Evans	10	10	282	35	69	.507	15	36	.417	5	8	.625	7	18	25	7	12	0	8	9	1	90	9.0
Bogans	10	0	293	25	68	.368	15	45	.333	8	11	.727	4	38	42	11	26	0	4	7	0	73	7.3
Dooling	10	0	148	22	56	.393	9	23	.391	13	15	.867	2	8	10	7	22	1	6	6	1	66	6.6
Augustine	1	0	2	1	1	1.000	0	0	—	0	0	—	0	1	1	0	0	0	0	0	0	2	2.0
Arroyo	4	0	30	2	4	.500	0	1	.000	2	2	1.000	0	2	2	4	4	0	0	3	0	6	1.5
Gortat	8	0	48	5	6	.833	0	0	—	0	0	—	2	6	8	0	5	0	0	3	4	10	1.3
Foyle	3	0	11	1	3	.333	0	0	—	0	0	—	0	3	3	0	1	0	0	2	0	2	0.7
Garrity	2	0	6	0	2	.000	0	1	.000	1	2	.500	0	2	2	0	0	0	0	0	0	1	0.5
Redick	2	0	10	0	4	.000	0	3	.000	0	0	—	0	1	1	0	1	0	0	0	0	0	0.0
MAGIC	10		2400	354	754	.469	90	253	.356	173	243	.712	117	312	429	174	205	3	48	145	49	971	97.1
OPPONENTS	10		2400	355	827	.429	58	177	.328	187	217	.862	104	286	390	210	220	2	78	90	34	955	95.5

2008 PLAYOFFS

2008 PLAYOFF STATISTICS (4-1)

FIRST ROUND VS. TORONTO

PLAYER	G	GS	MIN	-FIELD GOALS-		-3-POINT FG-		-FREE THROWS-		-REBOUNDS-													AVG
				FG	FGA	PCT	FG	FGA	PCT	FT	FTA	PCT	OFF	DEF	TOT	AST	PF	DQ	STL	TO	BLK	PTS	
Howard	5	5	209	44	69	.638	0	0	---	25	44	.568	35	56	.91	8	20	0	4	18	19	113	22.6
Lewis	5	5	211	35	81	.432	10	40	.250	15	17	.882	13	29	.42	22	7	0	8	6	3	95	19.0
Turkoglu	5	5	200	28	67	.418	2	18	.111	31	34	.912	10	29	.39	27	11	0	4	17	2	89	17.8
Nelson	5	5	163	28	54	.519	11	22	.500	19	23	.826	2	13	.15	24	21	0	3	13	1	86	17.2
Bogans	5	0	151	17	44	.386	12	32	.375	5	6	.833	1	17	.18	7	10	0	2	2	0	51	10.2
Evans	5	5	137	16	37	.432	8	20	.400	2	2	1.000	2	11	.13	3	6	0	3	3	0	42	8.4
Dooling	5	0	81	14	35	.400	5	14	.357	5	6	.833	0	2	.2	4	8	0	3	4	1	38	7.6
Arroyo	2	0	13	1	2	.500	0	1	.000	0	0	---	0	1	.1	3	3	0	0	1	0	2	1.0
Foyle	2	0	7	1	1	1.000	0	0	---	0	0	---	0	2	.2	0	1	0	0	2	0	2	1.0
Gortat	4	0	24	1	1	1.000	0	0	---	0	0	---	1	2	.3	0	3	0	0	2	0	2	0.5
Redick	1	0	4	0	1	.000	0	1	.000	0	0	---	0	1	.0	0	0	0	0	0	0	0	0.0
MAGIC	5	-	1200	185	392	.472	48	148	.324	102	132	.773	64	163	.227	98	90	0	27	69	26	520	104.0
RAPTORS	5	-	1200	186	428	.435	42	120	.350	83	96	.865	49	147	.196	120	114	1	36	50	12	497	99.4

2008 PLAYOFF STATISTICS (1-4)

CONFERENCE SEMIFINALS VS. DETROIT

PLAYER	G	GS	MIN	-FIELD GOALS-		-3-POINT FG-		-FREE THROWS-		-REBOUNDS-													AVG
				FG	FGA	PCT	FG	FGA	PCT	FT	FTA	PCT	OFF	DEF	TOT	AST	PF	DQ	STL	TO	BLK	PTS	
Lewis	5	5	206	36	82	.439	11	28	.393	17	22	.773	11	19	.30	12	11	0	3	17	2	100	20.0
Turkoglu	5	5	200	35	74	.473	8	17	.471	8	12	.667	4	21	.25	28	24	1	4	21	0	86	17.2
Howard	5	5	213	28	55	.509	0	0	---	20	39	.513	25	42	.67	1	18	0	4	14	15	76	15.2
Nelson	5	5	171	29	59	.492	9	19	.474	9	14	.643	2	24	.26	23	22	1	0	8	1	76	15.2
Evans	5	5	145	19	32	.594	7	16	.438	3	6	.500	5	7	.12	4	6	0	5	6	1	48	9.6
Dooling	5	0	67	8	21	.381	4	9	.444	8	9	.889	2	6	.8	3	14	1	3	2	0	28	5.6
Bogans	5	0	142	8	24	.333	3	13	.231	3	5	.600	3	21	.24	4	16	0	2	5	0	22	4.4
Arroyo	2	0	17	1	2	.500	0	0	---	2	2	1.000	0	1	.1	1	1	0	0	2	0	4	2.0
Augustine	1	0	2	1	1	1.000	0	0	---	0	0	---	0	1	.1	0	0	0	0	0	0	2	2.0
Gortat	4	0	24	4	5	.800	0	0	---	0	0	---	1	4	.5	0	2	0	0	1	4	8	2.0
Garrity	2	0	6	0	2	.000	0	1	.000	1	2	.500	0	2	.2	0	0	0	0	0	0	1	0.5
Foyle	1	0	3	0	2	.000	0	0	---	0	0	---	0	1	.1	0	0	0	0	0	0	0	0.0
Redick	1	0	6	0	3	.000	0	2	.000	0	0	---	0	0	.0	0	1	0	0	0	0	0	0.0
MAGIC	5	-	1200	169	362	.467	42	105	.400	71	111	.640	53	149	.202	76	115	3	21	76	23	451	90.2
PISTONS	5	-	1200	169	399	.424	16	57	.281	104	121	.860	55	139	.194	90	106	1	42	40	22	458	91.6

2007/2003 PLAYOFFS

2007 PLAYOFF STATISTICS (0-4)

FIRST ROUND VS. DETROIT

PLAYER	G	GS	MIN	-FIELD GOALS-		-3-POINT FG-		-FREE THROWS-		-REBOUNDS-													AVG
				FG	FGA	PCT	FG	FGA	PCT	FT	FTA	PCT	OFF	DEF	TOT	AST	PF	DQ	STL	TO	BLK	PTS	
Howard	4	4	167	23	42	.548	0	0	---	15	33	.455	16	43	.59	7	13	0	2	17	4	61	15.3
Hill	4	4	143	19	38	.500	0	0	---	22	33	.667	2	20	.22	15	8	0	2	10	1	60	15.0
Nelson	4	4	129	21	50	.420	5	14	.357	10	11	.909	4	8	.12	13	19	2	3	9	0	57	14.3
Turkoglu	4	4	156	25	50	.500	3	9	.333	2	4	.500	2	11	.13	14	14	1	5	10	4	55	13.8
Milicic	4	0	115	20	34	.588	0	0	---	9	17	.529	10	8	.18	4	9	0	1	2	4	49	12.3
Dooling	4	0	65	12	25	.480	1	3	.333	4	6	.667	1	6	.7	5	7	0	2	2	1	29	7.3
Arroyo	3	0	40	5	14	.357	0	2	.000	2	2	1.000	2	3	.5	6	4	0	1	1	0	12	4.0
Battie	4	4	87	7	18	.389	0	0	---	1	4	.250	3	13	.16	1	12	0	0	0	0	15	3.8
Redick	1	0	11	1	2	.500	1	1	1.000	0	0	---	0	0	.0	2	2	0	0	1	0	3	3.0
Ariza	4	0	47	5	16	.313	0	0	---	1	4	.250	5	4	.9	5	9	0	1	4	0	11	2.8
MAGIC	4	-	960	138	289	.478	10	29	.345	66	114	.579	45	116	.161	72	97	3	17	59	14	352	88.0
PISTONS	4	-	960	132	294	.449	27	61	.443	97	125	.776	47	114	.161	83	92	0	29	42	17	388	97.0

2003 PLAYOFF STATISTICS (3-4)

FIRST ROUND VS. DETROIT

PLAYER	G	GS	MIN	-FIELD GOALS-		-3-POINT FG-		-FREE THROWS-		-REBOUNDS-													AVG
				FG	FGA	PCT	FG	FGA	PCT	FT	FTA	PCT	OFF	DEF	TOT	AST	PF	DQ	STL	TO	BLK	PTS	
McGrady	7	7	308	74	165	.448	16	47	.340	58	75	.773	10	37	.47	33	16	0	14	26	6	222	31.7
Gooden	7	7	234	36	90	.400	0	3	.000	26	36	.722	28	61	.89	4	23	1	3	12	6	98	14.0
Armstrong	7	1	226	20	44	.455	6	18	.333	20	22	.909	7	10	.17	26	22	0	6	17	0	66	9.4
Giricek	7	7	223	26	56	.464	5	15	.333	9	11	.818	4	18	.22	7	27	0	2	13	1	66	9.4
Vaughn	7	6	131	12	33	.364	0	1	.000	10	13	.769	1	5	.6	25	18	0	4	9	1	34	4.9
DeClercq	7	6	104	12	20	.600	0	0	---	4	5	.800	8	15	.23	2	25	1	2	9	5	28	4.0
Garrity	7	1	163	10	35	.286	4	17	.235	4	4	1.000	4	14	.18	5	24	0	2	5	3	28	4.0
Whitney	7	0	111	8	21	.381	4	9	.444	2	2	1.000	3	8	.11	7	21	1	2	2	2	22	3.1
Kemp	7	0	72	8	21	.381	0	0	---	5	6	.833	1	14	.15	0	13	0	0	4	0	21	3.0
Burke	6	0	43	6	10	.600	0	0	---	5	6	.833	1	10	.11	1	9	0	1	4	0	17	2.8
Hunter	7	0	40	3	10	.300	0	0	---	0	3	.000	1	2	.3	1	10	0	0	1	3	6	0.9
Sasser	6	0	25	2	7	.286	1	4	.250	0	0	---	1	4	.5	1	1	0	1	1	1	5	0.8
MAGIC	7	-	1680	217	512	.424	36	114	.316	143	183	.781	69	198	.267	112	209	3	37	107	28	613	87.6
PISTONS	7	-	1680	224	530	.423	42	134	.313	174	235	.740	88	210	.298	130	168	1	59	95	38	664	94.9

2002/2001 PLAYOFFS

2002 PLAYOFF STATISTICS (1-3)

FIRST ROUND VS. CHARLOTTE

PLAYER	G	GS	-FIELD GOALS-			-3-POINT FG-			-FREE THROWS-			-REBOUNDS-			PTS	AVG							
			FG	FGA	PCT	FG	FGA	PCT	FT	FTA	PCT	OFF	DEF	TOT			AST	Pf	DQ	STL	TO	BLK	
McGrady	4	4	178	42	.91	.462	5	16	.313	34	46	.739	6	19	25	22	11	0	2	13	7	123	30.8
Armstrong	4	4	158	20	.42	.476	4	17	.235	17	21	.810	3	8	11	13	14	0	5	7	0	61	15.3
Hudson	4	0	106	18	.48	.375	0	5	.000	15	16	.938	0	4	4	6	4	0	0	8	0	51	12.8
Garrity	4	4	147	12	.32	.375	7	18	.389	3	4	.750	4	26	30	9	18	0	2	3	1	34	8.5
Williams	4	3	93	14	.27	.519	0	1	.000	6	10	.600	7	15	22	9	8	0	3	5	0	34	8.5
Ewing	4	0	67	8	.25	.320	0	1	.000	10	17	.588	5	17	22	4	12	0	1	2	4	26	6.5
Miller	4	1	72	7	.21	.333	1	8	.125	4	4	1.000	0	5	5	5	8	0	4	4	0	19	4.8
Grant	4	4	127	8	.23	.348	0	0	---	2	2	1.000	8	23	31	9	7	0	3	2	1	18	4.5
Reid	4	0	38	4	.667	.667	0	0	---	1	2	.500	3	3	6	0	15	0	1	0	2	9	2.3
Buechler	2	0	10	0	0	---	0	0	---	0	0	---	0	1	1	1	0	0	1	0	0	0	0.0
DeClercq	2	0	9	0	0	---	0	0	---	0	2	.000	0	0	0	0	3	0	0	1	0	0	0.0
Jackson	3	0	5	0	0	---	0	0	---	0	0	---	0	1	1	0	3	0	0	1	0	0	0.0
MAGIC	4		1010	133	.315	.422	17	66	.258	92	124	.742	36	122	158	78	103	0	22	48	15	375	93.8
HORNETS	4		1010	138	.329	.419	17	39	.436	102	134	.761	63	137	200	80	103	3	33	57	24	395	98.8

2001 PLAYOFF STATISTICS (1-3)

FIRST ROUND VS. MILWAUKEE

PLAYER	G	GS	-FIELD GOALS-			-3-POINT FG-			-FREE THROWS-			-REBOUNDS-			PTS	AVG							
			FG	FGA	PCT	FG	FGA	PCT	FT	FTA	PCT	OFF	DEF	TOT			AST	Pf	DQ	STL	TO	BLK	
McGrady	4	4	178	51	.123	.415	2	10	.200	31	38	.816	6	20	26	33	11	0	7	8	5	135	33.8
Armstrong	4	4	167	17	.45	.378	7	19	.368	12	13	.923	5	17	22	19	10	0	8	11	2	53	13.3
Garrity	4	0	117	17	.36	.472	10	20	.500	4	5	.800	1	4	5	2	11	0	0	2	1	48	12.0
Miller	4	4	112	19	.48	.396	7	18	.389	3	4	.750	5	13	18	7	13	0	0	3	3	48	12.0
Outlaw	4	4	134	16	.26	.615	0	0	---	2	11	.182	11	31	42	9	15	0	5	9	6	34	8.5
Brown	3	0	54	6	.13	.462	6	11	.545	0	0	---	0	3	3	4	3	0	2	1	0	18	6.0
DeClercq	4	4	54	8	.14	.571	0	0	---	4	8	.500	7	9	16	1	17	1	2	2	2	20	5.0
Hudson	4	0	56	6	.21	.286	0	3	.000	5	6	.833	5	4	9	9	3	0	1	3	0	17	4.3
Reid	3	0	25	4	.5	.800	0	1	.000	2	6	.333	5	6	11	0	9	0	1	2	2	10	3.3
Doleac	4	0	45	6	.16	.375	0	0	---	0	0	---	4	10	14	1	10	0	3	2	0	12	3.0
Williams	3	0	14	3	.4	.750	0	0	---	1	3	.333	4	2	6	0	2	0	0	1	2	7	2.3
Amaechi	4	0	29	3	.8	.375	0	0	---	3	4	.750	1	2	3	3	2	0	3	0	2	9	2.3
MAGIC	4		985	156	.359	.435	32	82	.390	67	98	.684	54	121	175	88	106	1	32	45	25	411	102.8
BUCKS	4		985	147	.350	.420	23	66	.348	117	150	.780	70	143	213	83	91	2	27	48	21	434	108.5

1999/1997 PLAYOFFS

1999 PLAYOFF STATISTICS (1-3)

FIRST ROUND VS. PHILADELPHIA

PLAYER	G	GS	-FIELD GOALS-			-3-POINT FG-			-FREE THROWS-			-REBOUNDS-			PTS	AVG							
			FG	FGA	PCT	FG	FGA	PCT	FT	FTA	PCT	OFF	DEF	TOT			AST	Pf	DQ	STL	TO	BLK	
Anderson	4	4	152	29	.79	.367	11	42	.262	14	19	.737	7	20	27	9	12	1	9	10	0	83	20.8
Hardaway	4	4	167	20	.57	.351	6	13	.462	30	39	.769	9	11	20	22	13	0	9	12	1	76	19.0
D. Armstrong	4	4	163	17	.46	.370	9	24	.375	16	16	1.000	6	14	20	25	16	1	9	25	0	59	14.8
Harpring	4	0	82	12	.26	.462	1	5	.200	8	11	.727	7	13	20	7	9	0	1	5	0	33	8.3
Grant	4	4	128	11	.30	.367	0	0	---	5	8	.625	14	14	28	5	12	0	2	2	2	27	6.8
Austin	4	4	112	9	.23	.391	0	2	.000	8	12	.667	7	9	16	8	14	0	4	8	3	26	6.5
Outlaw	4	0	83	6	.10	.600	0	0	---	6	13	.462	3	12	15	2	9	0	1	6	8	18	4.5
Doleac	4	0	43	5	.18	.278	0	1	.000	7	9	.778	5	7	12	0	6	0	0	3	1	17	4.3
Strong	1	0	16	1	.2	.500	0	0	---	2	2	1.000	0	0	0	0	2	0	1	1	0	4	4.0
D. Wilkins	1	0	3	1	.2	.500	0	0	---	0	0	---	0	0	0	0	0	0	0	0	0	2	2.0
B. Armstrong	2	0	3	0	1	.000	0	0	---	0	0	---	0	0	0	1	1	0	0	1	0	0	0.0
Schayes	1	0	8	0	1	.000	0	0	---	0	0	---	0	0	0	0	0	0	0	0	0	0	0.0
MAGIC	4		960	111	.295	.376	27	87	.310	96	129	.744	58	100	158	79	94	2	36	76	15	345	86.3
76ERS	4		960	139	.322	.432	13	44	.295	79	108	.731	72	114	186	84	107	2	48	65	27	370	92.5

1997 PLAYOFF STATISTICS (2-3)

FIRST ROUND VS. MIAMI

PLAYER	G	GS	-FIELD GOALS-			-3-POINT FG-			-FREE THROWS-			-REBOUNDS-			PTS	AVG							
			FG	FGA	PCT	FG	FGA	PCT	FT	FTA	PCT	OFF	DEF	TOT			AST	Pf	DQ	STL	TO	BLK	
Hardaway	5	5	220	52	.111	.468	11	30	.367	40	54	.741	7	23	30	17	14	0	12	9	7	155	31.0
Strong	5	5	195	21	.40	.525	0	1	.000	19	25	.760	20	30	50	4	20	1	2	14	2	61	12.2
Armstrong	5	0	143	20	.42	.476	6	18	.333	11	13	.846	3	18	21	17	6	0	8	7	1	57	11.4
Wilkins	5	0	144	16	.45	.356	3	9	.333	12	14	.857	3	6	9	4	7	0	0	3	2	47	9.4
Seikaly	3	3	86	7	.22	.318	0	0	---	5	7	.714	5	11	16	0	10	0	1	4	3	19	6.3
Anderson	5	5	130	12	.36	.333	4	15	.267	0	2	.000	3	26	29	3	8	0	3	6	9	28	5.6
Schayes	5	2	92	9	.23	.391	0	0	---	4	4	1.000	4	8	12	5	16	0	2	4	1	22	4.4
Scott	5	1	94	6	.23	.261	3	11	.273	0	0	---	2	7	9	5	8	0	2	2	0	15	3.0
McCaskill	2	0	7	2	.3	.667	0	0	---	1	3	.333	0	3	3	1	1	0	0	0	0	5	2.5
Shaw	5	4	82	3	.19	.158	2	6	.333	2	4	.500	1	8	9	8	5	0	1	8	1	10	2.0
Evans	2	0	7	1	1	1.000	0	0	---	0	0	---	0	0	0	2	0	0	1	0	0	2	1.0
MAGIC	5		1200	149	.365	.408	29	90	.322	94	126	.746	48	140	188	66	95	1	32	62	26	421	84.2
HEAT	5		1200	167	.386	.433	48	128	.375	78	111	.703	67	162	229	111	102	1	32	69	28	460	92.0

1996 PLAYOFFS

1996 PLAYOFF STATISTICS (7-5)

ALL PLAYOFF GAMES COMBINED

PLAYER	G	GS	-FIELD GOALS-			-3-POINT FG-			-FREE THROWS-			-REBOUNDS-							PTS	AVG			
			FG	FGA	PCT	FG	FGA	PCT	FT	FTA	PCT	OFF	DEF	TOT	AST	PF	DQ	STL			TO	BLK	
O'Neal	12	12	459	131	216	.606	0	0	—	48	122	.393	49	71	120	55	40	0	9	44	15	310	25.8
Hardaway	12	12	473	101	217	.465	20	55	.364	58	78	.744	20	36	56	72	27	1	20	26	4	280	23.3
Grant	9	9	334	61	94	.649	0	0	—	13	15	.867	31	63	94	13	23	0	7	6	6	135	15.0
Anderson	11	11	418	55	127	.433	18	63	.286	28	45	.622	16	39	55	21	22	0	21	21	5	156	14.2
Scott	12	12	446	48	116	.414	26	69	.377	14	22	.636	9	34	43	23	37	0	9	15	1	136	11.3
Thompson	5	0	48	10	21	.476	1	6	.167	5	7	.714	3	2	5	7	7	0	0	9	1	26	5.2
Shaw	10	0	217	18	52	.346	8	22	.364	3	4	.750	6	15	21	46	27	0	5	19	0	47	4.7
Royal	7	0	92	7	12	.583	0	0	—	11	16	.688	4	7	11	1	7	0	0	2	1	25	3.6
Bowie	12	1	152	13	27	.481	0	0	—	4	4	1.000	3	14	17	14	16	0	3	5	2	30	2.5
Wolf	11	0	85	8	23	.348	1	3	.333	3	4	.750	1	5	6	2	19	0	1	4	0	20	1.8
Koncak	12	3	140	4	7	.571	0	0	—	3	7	.429	8	15	23	3	39	1	5	3	4	11	0.9
Bonner	4	0	16	1	3	.333	0	0	—	1	2	.500	2	0	2	1	3	0	0	0	0	3	0.8
MAGIC	12	-	2880	457	915	.499	74	218	.339	191	326	.586	152	301	453	258	267	2	80	159	39	1179	98.3
OPPONENTS	12	-	2880	421	902	.467	81	233	.348	237	328	.723	155	305	460	257	277	2	88	159	38	1160	96.7

1996 PLAYOFF STATISTICS (3-0)

FIRST ROUND VS. DETROIT

PLAYER	G	GS	-FIELD GOALS-			-3-POINT FG-			-FREE THROWS-			-REBOUNDS-							PTS	AVG			
			FG	FGA	PCT	FG	FGA	PCT	FT	FTA	PCT	OFF	DEF	TOT	AST	PF	DQ	STL			TO	BLK	
O'Neal	3	3	104	26	51	.510	0	0	—	11	25	.440	8	12	20	16	13	0	1	13	3	63	21.0
Hardaway	3	3	115	18	43	.419	6	13	.462	15	18	.833	2	13	15	22	5	0	6	3	3	57	19.0
Scott	3	3	120	20	34	.588	11	19	.579	4	7	.571	3	7	10	6	10	0	3	5	0	55	18.3
Anderson	3	3	116	16	31	.516	6	15	.400	11	17	.647	6	10	16	6	4	0	3	5	2	49	16.3
Grant	3	3	116	21	35	.600	0	0	—	3	4	.750	13	26	39	3	11	0	1	1	4	45	15.0
Royal	1	0	12	1	2	.500	0	0	—	3	3	1.000	1	0	1	0	0	0	0	0	0	5	5.0
Bowie	3	0	28	4	5	.800	0	0	—	2	2	1.000	0	1	1	4	1	0	0	0	0	10	3.3
Shaw	3	0	56	3	11	.273	1	6	.167	2	2	1.000	0	3	3	18	8	0	2	4	0	9	3.0
Wolf	3	0	16	3	6	.500	0	0	—	0	0	—	0	1	1	1	5	0	0	2	0	6	2.0
Koncak	3	0	32	2	2	1.000	0	0	—	1	3	.333	1	5	6	0	12	1	1	1	2	5	1.7
Thompson	1	0	1	0	0	—	0	0	—	1	2	.500	0	0	0	0	0	0	0	0	0	1	1.0
Bonner	1	0	4	0	0	—	0	0	—	0	0	—	0	0	0	1	1	0	0	0	0	0	0.0
MAGIC	3	-	720	114	220	.518	24	53	.453	53	83	.639	34	78	112	77	70	1	17	34	14	305	101.7
PISTONS	3	-	720	98	216	.454	15	50	.300	56	74	.757	36	71	107	43	74	0	8	40	5	267	89.0

1996 PLAYOFFS

1996 PLAYOFF STATISTICS (4-1)

CONFERENCE SEMIFINALS VS. ATLANTA

PLAYER	G	GS	-FIELD GOALS-			-3-POINT FG-			-FREE THROWS-			-REBOUNDS-							PTS	AVG			
			FG	FGA	PCT	FG	FGA	PCT	FT	FTA	PCT	OFF	DEF	TOT	AST	PF	DQ	STL			TO	BLK	
O'Neal	5	5	184	57	90	.633	0	0	—	25	64	.391	27	30	57	23	14	0	2	14	6	139	27.8
Hardaway	5	5	183	45	93	.484	6	16	.375	25	34	.735	15	11	26	33	11	0	10	10	0	121	24.2
Grant	5	5	190	40	58	.690	0	0	—	10	11	.909	18	36	54	10	11	0	6	4	2	90	18.0
Anderson	5	5	190	30	67	.448	9	33	.273	13	17	.765	6	17	23	13	11	0	12	8	3	82	16.4
Scott	5	5	185	19	48	.396	12	31	.387	2	2	1.000	3	20	23	11	14	0	1	7	1	52	10.4
Shaw	5	0	105	10	28	.357	5	11	.455	1	2	.500	3	7	10	19	14	0	2	11	0	26	5.2
Bonner	1	0	3	1	2	.500	0	0	—	1	2	.500	0	0	0	0	0	0	0	0	0	3	3.0
Royal	2	0	19	1	2	.500	0	0	—	4	6	.667	1	4	5	0	2	0	0	0	0	6	3.0
Thompson	1	0	3	1	2	.500	0	1	.000	0	0	—	0	0	0	2	1	0	0	1	1	2	2.0
Wolf	5	0	44	4	11	.364	0	0	—	0	0	—	1	2	3	1	9	0	1	0	0	8	1.6
Bowie	5	0	51	3	6	.500	0	0	—	0	0	—	2	6	8	4	6	0	1	2	1	6	1.2
Koncak	5	0	43	0	1	.000	0	0	—	0	0	—	3	6	9	1	14	0	1	0	0	0	0.0
MAGIC	5	-	1200	211	408	.517	32	92	.348	81	138	.587	79	139	218	117	107	0	36	59	14	535	107.0
HAWKS	5	-	1200	174	376	.463	37	107	.346	102	136	.750	52	119	171	112	108	1	35	61	18	487	97.4

1996 PLAYOFF STATISTICS (0-4)

CONFERENCE FINALS VS. CHICAGO

PLAYER	G	GS	-FIELD GOALS-			-3-POINT FG-			-FREE THROWS-			-REBOUNDS-							PTS	AVG			
			FG	FGA	PCT	FG	FGA	PCT	FT	FTA	PCT	OFF	DEF	TOT	AST	PF	DQ	STL			TO	BLK	
O'Neal	4	4	171	48	75	.640	0	0	—	12	33	.364	14	29	43	16	13	0	6	17	6	108	27.0
Hardaway	4	4	175	38	81	.469	8	26	.308	18	26	.692	3	12	15	17	11	1	4	13	1	102	25.5
Anderson	3	3	112	9	29	.310	3	15	.200	4	11	.364	4	12	16	2	7	0	6	8	0	25	8.3
Thompson	3	0	44	9	19	.474	1	5	.200	4	5	.800	3	2	5	5	6	0	0	8	0	23	7.7
Scott	4	4	141	9	34	.265	3	19	.158	8	13	.615	3	7	10	6	13	0	5	3	0	29	7.3
Shaw	2	0	56	5	13	.385	2	5	.400	0	0	—	3	5	8	9	5	0	1	4	0	12	6.0
Bowie	4	1	73	6	16	.375	0	0	—	2	2	1.000	1	7	8	6	9	0	2	3	1	14	3.5
Royal	4	0	61	5	8	.625	0	0	—	4	7	.571	2	3	5	1	5	0	0	2	1	14	3.5
Wolf	3	0	25	1	6	.167	1	3	.333	3	4	.750	0	2	0	5	0	0	2	0	0	6	2.0
Koncak	4	3	65	2	4	.500	0	0	—	2	4	.500	4	4	8	2	13	0	3	2	2	6	1.5
Bonner	2	0	9	0	1	.000	0	0	—	0	0	—	2	0	2	0	2	0	0	0	0	0	0.0
Grant	1	1	28	0	1	.000	0	0	—	0	0	—	0	1	1	0	1	0	0	1	0	0	0.0
MAGIC	4	-	960	132	287	.460	18	73	.247	57	105	.543	39	84	123	64	90	1	27	66	11	339	84.8
BULLS	4	-	960	149	310	.481	29	76	.382	79	118	.669	67	115	182	102	95	1	45	58	15	406	101.5

1995 PLAYOFFS

1995 PLAYOFF STATISTICS (11-10)

ALL PLAYOFF GAMES COMBINED

PLAYER	G	GS	-FIELD GOALS-			-3-POINT FG-			-FREE THROWS-			-REBOUNDS-											AVG
			FG	FGA	PCT	FG	FGA	PCT	FT	FTA	PCT	OFF	DEF	TOT	AST	PF	DQ	STL	TO	BLK	PTS		
O'Neal	21	21	805	195	.338	.577	0	0	—	149	261	.571	95	155	.250	70	84	1	18	73	40	539	25.7
Hardaway	21	21	849	144	.305	.472	40	99	.404	84	111	.757	30	49	.79	162	70	0	40	73	15	412	19.6
Scott	21	15	746	109	.264	.413	56	151	.371	34	40	.850	9	54	.63	45	62	0	22	33	5	308	14.7
Anderson	21	21	814	107	.239	.448	41	107	.383	43	63	.683	21	79	.100	65	49	0	33	30	10	298	14.2
Grant	21	21	869	121	.224	.540	0	2	.000	45	59	.763	74	145	.219	39	68	1	21	26	24	287	13.7
Shaw	21	0	355	48	.123	.390	22	57	.386	20	32	.625	17	45	.62	66	49	0	11	26	4	138	6.6
Thompson	3	0	11	3	.4	.750	3	4	.750	3	4	.750	1	1	.2	3	1	0	0	2	1	12	4.0
Bowie	17	0	118	21	.42	.500	5	7	.714	8	9	.889	4	8	.12	18	23	0	1	8	1	55	3.2
Turner	18	0	179	17	.40	.425	11	22	.500	4	4	1.000	4	21	.25	11	44	0	4	6	3	49	2.7
Royal	18	6	198	11	.33	.333	0	0	—	15	20	.750	6	13	.19	9	22	0	3	13	0	37	2.1
Avent	7	0	40	3	.7	.429	0	1	.000	3	4	.750	4	4	.8	0	11	0	0	2	1	9	1.3
Rollins	14	0	81	3	.5	.600	0	0	—	1	4	.250	4	2	.6	0	19	0	0	4	6	7	0.5
MAGIC	21	-	5065	782	1624	.482	178	450	.396	409	611	.669	269	576	.845	488	502	2	153	307	110	2151	102.4
OPPONENTS	21	-	5065	760	1678	.453	141	364	.387	463	608	.762	287	582	.869	490	512	3	151	287	86	2124	101.1

1995 PLAYOFF STATISTICS (3-1)

FIRST ROUND VS. BOSTON

PLAYER	G	GS	-FIELD GOALS-			-3-POINT FG-			-FREE THROWS-			-REBOUNDS-											AVG
			FG	FGA	PCT	FG	FGA	PCT	FT	FTA	PCT	OFF	DEF	TOT	AST	PF	DQ	STL	TO	BLK	PTS		
O'Neal	4	4	142	29	.54	.537	0	0	—	32	55	.582	20	34	.54	4	12	0	3	8	6	90	22.5
Hardaway	4	4	158	22	.56	.393	3	15	.200	15	23	.652	7	9	.16	34	11	0	7	18	4	62	15.5
Anderson	4	4	139	21	.47	.447	6	15	.400	12	15	.800	6	9	.15	8	11	0	9	4	1	60	15.0
Scott	4	0	118	21	.48	.438	6	14	.429	6	7	.857	3	10	.13	8	8	0	4	7	0	54	13.5
Grant	4	4	159	22	.46	.478	0	1	.000	8	9	.889	16	27	.43	8	14	0	5	4	8	52	13.0
Thompson	1	0	6	2	.2	1.000	2	2	1.000	0	0	—	0	1	.1	3	1	0	0	1	1	6	6.0
Royal	4	4	78	6	.16	.375	0	0	—	6	8	.750	3	1	.4	5	6	0	0	4	0	18	4.5
Turner	4	0	42	6	.13	.462	4	6	.667	1	1	1.000	1	4	.5	2	14	0	2	2	1	17	4.3
Bowie	3	0	28	5	.11	.455	0	0	—	2	2	1.000	1	3	.4	4	2	0	1	1	0	12	4.0
Shaw	4	0	51	4	.12	.333	1	5	.200	7	9	.778	4	7	.11	10	2	0	4	2	1	16	4.0
Rollins	4	0	31	3	.4	.750	0	0	—	0	2	.000	3	2	.5	0	4	0	0	3	2	6	1.5
Avent	1	0	8	0	.2	.000	0	0	—	0	0	—	0	1	.1	0	2	0	0	0	0	0	0.0
MAGIC	4	-	960	141	.311	.453	22	58	.379	89	131	.679	64	108	.172	86	87	0	35	56	24	393	98.3
CELTICS	4	-	960	127	.316	.402	21	56	.375	70	94	.745	66	104	.170	81	100	2	21	70	18	345	86.3

1995 PLAYOFFS

1995 PLAYOFF STATISTICS (4-2)

CONFERENCE SEMIFINALS VS. CHICAGO

PLAYER	G	GS	-FIELD GOALS-			-3-POINT FG-			-FREE THROWS-			-REBOUNDS-											AVG
			FG	FGA	PCT	FG	FGA	PCT	FT	FTA	PCT	OFF	DEF	TOT	AST	PF	DQ	STL	TO	BLK	PTS		
O'Neal	6	6	238	46	.95	.484	0	0	—	54	83	.651	38	41	.79	24	23	0	6	25	12	146	24.3
Hardaway	6	6	246	38	.86	.442	8	22	.364	27	35	.771	11	11	.22	45	24	0	11	17	4	111	18.5
Grant	6	6	251	44	.68	.647	0	1	.000	20	28	.714	18	48	.66	10	18	0	4	6	6	108	18.0
Anderson	6	6	247	31	.70	.443	12	29	.414	17	22	.773	5	21	.26	14	13	0	10	10	1	91	15.2
Scott	6	4	209	31	.80	.388	15	43	.349	12	16	.750	3	15	.18	12	17	0	5	10	2	89	14.8
Shaw	6	0	92	11	.29	.379	3	9	.333	5	10	.500	4	14	.18	18	16	0	2	9	0	30	5.0
Bowie	4	0	27	5	.8	.625	0	0	—	6	7	.857	1	0	.1	1	6	0	0	3	0	16	4.0
Avent	3	0	23	1	.1	1.000	0	0	—	3	3	1.000	3	2	.5	0	6	0	0	2	0	5	1.7
Royal	6	2	67	1	.10	.100	0	0	—	4	6	.667	2	6	.8	4	6	0	2	7	0	6	1.0
Turner	3	0	18	1	.2	.500	0	0	—	0	0	—	1	4	.5	1	3	0	0	0	0	2	0.7
Rollins	4	0	22	0	.1	.000	0	0	—	0	0	—	1	0	.1	0	4	0	0	0	2	0	0.0
MAGIC	6	-	1440	209	.450	.464	38	104	.365	148	210	.705	87	162	.249	129	136	0	40	91	27	604	100.7
BULLS	6	-	1440	223	.491	.454	31	90	.344	122	163	.748	78	162	.240	146	156	0	48	75	29	599	99.8

1995 PLAYOFF STATISTICS (4-3)

CONFERENCE FINALS VS. INDIANA

PLAYER	G	GS	-FIELD GOALS-			-3-POINT FG-			-FREE THROWS-			-REBOUNDS-											AVG
			FG	FGA	PCT	FG	FGA	PCT	FT	FTA	PCT	OFF	DEF	TOT	AST	PF	DQ	STL	TO	BLK	PTS		
O'Neal	7	7	245	76	.115	.661	0	0	—	39	81	.481	26	41	.67	17	31	1	8	19	12	191	27.3
Hardaway	7	7	273	49	.93	.527	18	38	.474	21	30	.700	6	16	.22	51	20	0	18	23	4	137	19.6
Scott	7	7	269	44	.94	.468	28	65	.431	7	8	.875	1	17	.18	16	25	0	9	9	2	123	17.6
Anderson	7	7	267	37	.72	.514	13	32	.406	11	16	.688	4	21	.25	26	16	0	6	12	6	98	14.0
Grant	7	7	291	30	.63	.476	0	0	—	13	17	.765	21	41	.62	15	23	1	10	10	8	73	10.4
Shaw	7	0	128	13	.35	.371	8	17	.471	8	13	.615	5	15	.20	25	16	0	3	7	2	42	6.0
Turner	7	0	76	8	.15	.533	5	10	.500	3	3	1.000	2	9	.11	6	21	0	2	3	2	24	3.4
Thompson	2	0	5	1	.2	.500	1	2	.500	3	4	.750	1	0	.1	0	0	0	0	1	0	6	3.0
Bowie	6	0	37	5	.13	.385	4	5	.800	0	0	—	2	3	.5	7	6	0	0	2	0	14	2.3
Royal	7	0	52	4	.7	.571	0	0	—	5	6	.833	1	6	.7	0	10	0	1	2	0	13	1.9
Avent	3	0	9	2	.4	.500	0	1	.000	0	1	.000	1	1	.2	0	3	0	0	1	4	1.3	
Rollins	6	0	28	0	.0	—	0	0	—	1	2	.500	0	0	.0	0	11	0	0	1	2	1	0.2
MAGIC	7	-	1680	269	.513	.524	77	170	.453	111	181	.613	70	170	.240	163	182	2	57	95	39	726	103.7
PACERS	7	-	1680	248	.528	.470	52	126	.413	176	228	.772	99	187	.286	158	173	1	42	101	19	724	103.4

1995/1994 PLAYOFFS

INDIVIDUAL PLAYOFF HIGHS

1995 PLAYOFF STATISTICS (0-4)

NBA FINALS VS. HOUSTON

PLAYER	G	GS	MIN	-FIELD GOALS-		-3-POINT FG-		-FREE THROWS-		-REBOUNDS-		AST	PF	DQ	STL	TO	BLK	PTS	AVG				
				FG	FGA	PCT	FG	FGA	PCT	FT	FTA									PCT	OFF	DEF	TOT
O'Neal	4	4	180	44	74	.595	0	0	—	24	42	.571	11	39	50	25	18	0	1	21	10	112	28.0
Hardaway	4	4	172	35	70	.500	11	24	.458	21	23	.913	6	13	19	32	15	0	4	15	3	102	25.5
Grant	4	4	168	25	47	.532	0	0	—	4	5	.800	19	29	48	6	13	0	2	6	2	54	13.5
Shaw	4	0	84	20	47	.426	10	26	.385	0	0	—	4	9	13	13	15	0	2	8	1	50	12.5
Anderson	4	4	161	18	50	.360	10	31	.323	3	10	.300	6	28	34	17	9	0	8	4	2	49	12.3
Scott	4	4	150	13	42	.310	7	29	.241	9	9	1.000	2	12	14	9	12	0	4	7	1	42	10.5
Bowie	4	0	26	6	10	.600	1	2	.500	0	0	—	0	2	2	6	9	0	0	2	1	13	3.3
Turner	4	0	43	2	10	.200	2	6	.333	0	0	—	0	4	4	2	6	0	0	1	0	6	1.5
Royal	1	0	1	0	0	—	0	0	—	0	0	—	0	0	0	0	0	0	0	0	0	0	0.0
MAGIC	4	-	985	163	350	.466	41	118	.347	61	89	.685	48	136	184	110	97	0	21	65	20	428	107.0
ROCKETS	4	-	985	162	343	.472	37	92	.402	95	123	.772	44	129	173	105	83	0	40	41	20	456	114.0

1994 PLAYOFF STATISTICS (0-3)

FIRST ROUND VS. INDIANA

PLAYER	G	GS	MIN	-FIELD GOALS-		-3-POINT FG-		-FREE THROWS-		-REBOUNDS-		AST	PF	DQ	STL	TO	BLK	PTS	AVG				
				FG	FGA	PCT	FG	FGA	PCT	FT	FTA									PCT	OFF	DEF	TOT
O'Neal	3	3	126	23	45	.511	0	0	—	16	34	.471	17	23	40	7	13	0	2	10	9	62	20.7
Hardaway	3	3	133	22	50	.440	5	11	.455	7	10	.700	8	12	20	21	10	0	5	20	6	56	18.7
Anderson	3	3	120	13	34	.382	8	20	.400	9	12	.750	2	8	10	10	8	0	5	5	2	43	14.3
Scott	3	3	99	14	41	.341	7	22	.318	8	10	.800	1	5	6	3	7	0	2	8	3	43	14.3
Avent	2	0	40	6	13	.462	0	0	—	7	8	.875	8	3	11	1	2	0	0	1	0	19	9.5
Royal	3	0	45	6	14	.429	0	0	—	9	12	.750	1	3	4	5	3	0	1	2	0	21	7.0
Krystkowiak	3	3	92	7	18	.389	0	0	—	4	4	1.000	7	18	25	9	10	0	3	2	2	18	6.0
Skiles	2	0	23	4	8	.500	0	2	.000	1	1	1.000	1	0	1	3	2	0	0	5	0	9	4.5
Rollins	3	0	29	2	5	.400	0	0	—	0	0	—	3	0	3	0	9	0	1	0	1	4	1.3
Bowie	2	0	13	0	1	.000	0	0	—	0	0	—	0	0	0	0	3	0	0	0	0	0	0.0
MAGIC	3	-	720	97	229	.424	20	55	.364	61	91	.670	48	72	120	59	67	0	19	57	23	275	91.7
PACERS	3	-	720	107	237	.451	11	34	.324	66	88	.750	45	74	119	74	71	0	38	43	20	291	97.0



MAGIC INDIVIDUAL PLAYOFF HIGHS

MOST POINTS

Game – 46	Dwight Howard, vs. Atlanta (4-16-11); Tracy McGrady, @ Detroit (4-23-03)
Half – 31	Dwight Howard, vs. Atlanta, 1st (4-16-11)
Quarter – 20	Dwight Howard, vs. Atlanta, 2nd (4-19-11); Jameer Nelson, vs. Atlanta, 3rd (4-16-11)
Overtime – 10	Dwight Howard, vs. Cleveland (5-26-09)

MOST FIELD GOALS MADE

Game – 18	Shaquille O'Neal, vs. Atlanta (5-8-96)
Half – 12	Anfernee Hardaway, vs. Miami, 1st (4-29-97)
Quarter – 8	Three times. Most recently, Jameer Nelson, vs. Atlanta, 3rd (4-16-11)
Overtime – 4	Dwight Howard, vs. Cleveland (5-26-09)

MOST FIELD GOALS ATTEMPTED

Game – 34	Tracy McGrady, @ Milwaukee (4-22-01)
Half – 21	Anfernee Hardaway, vs. Miami, 1st (4-29-97)
Quarter – 13	Tracy McGrady, @ Milwaukee, 2nd (4-25-01)
Overtime – 6	Tracy McGrady, vs. Milwaukee (4-28-01)

HIGHEST FIELD GOAL PERCENTAGE

Game – 1.000	Several times. Most without a miss (6), Darrell Armstrong, vs. Detroit (4-27-03)
--------------	--

MOST THREE-POINT FIELD GOALS MADE

Game – 7	Dennis Scott, vs. Indiana (5-25-95)
Half – 4	Several times. Most recently, Terrence Ross, vs. Milwaukee, 2nd (8-22-20)
Quarter – 4	Three times. Most recently, Jameer Nelson, vs. Atlanta, 3rd (4-16-11)
Overtime – 2	Jameer Nelson, @ Boston (5-24-10)

MOST THREE-POINT FIELD GOALS ATTEMPTED

Game – 15	Dennis Scott, vs. Indiana (5-25-95)
Half – 8	Several times. Most recently, Ryan Anderson, @ Indiana, 1st (5-8-12)
Quarter – 6	Several times. Most recently, Terrence Ross, vs. Toronto, 4th (4-19-19)
Overtime – 3	Dennis Scott, vs. Houston (6-7-95)

HIGHEST THREE-POINT FIELD GOAL PERCENTAGE

Game – 1.000	Several times. Most without a miss (4), Anthony Bowie, @ Indiana (6-2-95)
--------------	---

MOST FREE THROWS MADE

Game – 15	Dwight Howard, vs. Atlanta (4-19-11)
Half – 12	Dwight Howard, vs. Cleveland, 2nd (5-24-09)
Quarter – 10	Dwight Howard, vs. Atlanta, 2nd (4-19-11); Anfernee Hardaway, vs. Philadelphia, 2nd (5-9-99)
Overtime – 4	Troy Hudson, @ Charlotte (4-23-02)

MOST FREE THROWS ATTEMPTED

Game – 22	Dwight Howard, vs. Atlanta (4-16-11)
Half – 15	Dwight Howard, vs. Cleveland, 2nd (5-24-09)
Quarter – 13	Dwight Howard, vs. Atlanta, 2nd (4-19-11)
Overtime – 4	Several times. Most recently, Rashard Lewis, vs. Cleveland (5-26-09)

HIGHEST FREE THROW PERCENTAGE

Game – 1.000	Several times. Most without a miss (9), Tracy McGrady, @ Milwaukee (4-22-01)
--------------	--

INDIVIDUAL PLAYOFF HIGHS

MOST REBOUNDS

Game – 24	Dwight Howard, vs. Philadelphia (4-28-09)
Half – 16	Shaquille O'Neal, vs. Chicago, 1st (5-16-95)
Quarter – 11	Dwight Howard, vs. L.A. Lakers, 1st (6-11-09)
Overtime – 5	Dwight Howard, @ Boston (5-24-10)

MOST OFFENSIVE REBOUNDS

Game – 14	Shaquille O'Neal, vs. Chicago (5-16-95)
Half – 13	Shaquille O'Neal, vs. Chicago, 1st (5-16-95)
Quarter – 8	Shaquille O'Neal, vs. Chicago, 1st (5-16-95)
Overtime – 2	Glen Davis, vs. Indiana (5-5-12); Dwight Howard, @ Boston (5-24-10)

MOST DEFENSIVE REBOUNDS

Game – 18	Dwight Howard, @ Boston (5-4-09)
Half – 10	Dwight Howard, @ Boston, 2nd (5-4-09)
Quarter – 8	Dwight Howard, vs. L.A. Lakers, 1st (6-11-09); Dwight Howard, @ Boston, 1st (5-12-09)
Overtime – 4	Tracy McGrady, @ Charlotte (4-23-02)

MOST ASSISTS

Game – 15	Anfernee Hardaway, vs. Indiana (5-25-95)
Half – 10	Hedo Turkoglu, @ Cleveland, 2nd (5-20-09)
Quarter – 7	Several times. Most recently, Hedo Turkoglu, @ Cleveland, 4th (5-20-09)
Overtime – 2	Jameer Nelson, vs. Indiana (5-5-12); Tracy McGrady, vs. Milwaukee (4-28-01)

MOST STEALS

Game – 6	Nick Anderson, vs. Atlanta (5-10-96)
Half – 4	Several times. Most recently, Marcin Gortat, @ Philadelphia, 2nd (4-30-09)
Quarter – 4	Marcin Gortat, @ Philadelphia, 4th (4-30-09)
Overtime – 1	Several times. Most recently, Dwight Howard & Rafer Alston, vs. Cleveland (5-26-09)

MOST BLOCKED SHOTS

Game – 9	Dwight Howard, vs. Charlotte (4-18-10); Dwight Howard*, vs. L.A. Lakers (6-11-09) *NBA Finals Record
Half – 8	Dwight Howard, vs. Charlotte, 1st (4-18-10)
Quarter – 6	Dwight Howard, vs. Charlotte, 1st (4-18-10)
Overtime – 2	Tracy McGrady, @ Charlotte (4-23-02)

MOST TURNOVERS

Game – 10	Anfernee Hardaway, vs. Indiana (5-2-94)
Half – 7	Darrell Armstrong, @ Philadelphia, 1st (5-3-99); Anfernee Hardaway, vs. Indiana, 2nd (5-2-94)
Quarter – 5	Hedo Turkoglu, @ Toronto, 3rd (4-26-08)
Overtime – 2	Jameer Nelson, @ Boston (5-24-10)

MOST MINUTES PLAYED

Game – 51	Tracy McGrady, vs. Charlotte, OT (4-27-02)
-----------	--

TEAM PLAYOFF HIGHS

MAGIC TEAM PLAYOFF HIGHS

MOST POINTS

Game – 124	vs. Boston (4-28-95)
First Half – 67	vs. Atlanta (5-10-96)
Second Half – 70	vs. Boston (4-28-95)
First Quarter – 43	vs. Toronto (4-20-08)
Second Quarter – 37	@ Cleveland (5-30-09)
Third Quarter – 36	Three times. Most recently @ Detroit (5-5-08)
Fourth Quarter – 39	vs. Boston (5-8-09)
Overtime – 16	vs. Cleveland (5-26-09)

MOST FIELD GOALS MADE

Game – 48	vs. Atlanta (5-8-96); vs. Houston, OT (6-7-95)
Half – 27	vs. Atlanta, 1st (5-10-96)
Quarter – 16	vs. Toronto (4-20-08); vs. Atlanta, 1st (5-10-96)
Overtime – 5	vs. Cleveland (5-26-09)

MOST FIELD GOALS ATTEMPTED

Game – 103	vs. Houston, OT (6-7-95)
Half – 49	vs. Milwaukee, 1st (5-1-01); vs. Houston, 1st (6-7-95)
Quarter – 28	vs. Milwaukee, 1st (4-28-01); vs. Chicago, 1st (5-16-95)
Overtime – 10	vs. Indiana (5-5-12); vs. Milwaukee (4-28-01)

HIGHEST FIELD GOAL PERCENTAGE

Game – .625	40-64 FG-FGA, vs. L.A. Lakers (6-9-09)
-------------	--

MOST THREE-POINT FIELD GOALS MADE

Game – 19	vs. Milwaukee (8-22-20)
Half – 15	vs. Milwaukee, 2nd (8-22-20)
Quarter – 9	vs. Toronto, 1st (4-20-08)
Overtime – 2	@ Boston (5-24-10)

MOST THREE-POINT FIELD GOALS ATTEMPTED

Game – 45	vs. Milwaukee (8-24-20)
Half – 24	vs. Milwaukee, 2nd (8-24-20)
Quarter – 15	vs. Milwaukee, 4th (8-24-20)
Overtime – 4	Three times. Most recently, @ L.A. Lakers (6-7-09)

HIGHEST THREE-POINT FIELD GOAL PERCENTAGE

Game – .619	13-21 3FG-3FGA, @ Boston (5-17-09)
-------------	------------------------------------

MOST FREE THROWS MADE

Game – 39	vs. Cleveland (5-24-09)
Half – 30	vs. Cleveland, 2nd (5-24-09)
Quarter – 19	vs. Cleveland, 4th (5-24-09)
Overtime – 7	@ Charlotte (4-23-02)

MOST FREE THROWS ATTEMPTED

Game – 51	vs. Cleveland (5-24-09)
Half – 35	vs. Cleveland, 2nd (5-24-09)
Quarter – 23	Several times. Most recently, vs. Charlotte, 4th (4-26-10)
Overtime – 11	@ Charlotte (4-23-02)

TEAM PLAYOFF HIGHS

HIGHEST FREE THROW PERCENTAGE

Game – .957 22-23 FT-FTA, vs. Toronto (4-19-19); vs. Miami (4-29-97)

MOST REBOUNDS

Game – 57 vs. Houston, OT (6-7-95)
Half – 32 vs. Atlanta, 1st (4-19-11)
Quarter – 21 @ Toronto, 2nd, (4-13-19)
Overtime – 8 @ Boston (5-24-10)

MOST OFFENSIVE REBOUNDS

Game – 22 vs. Chicago (5-16-95)
Half – 17 vs. Chicago, 1st (5-16-95)
Quarter – 11 vs. Chicago, 1st (5-16-95)
Overtime – 3 vs. Indiana (5-5-12)

MOST DEFENSIVE REBOUNDS

Game – 44 @ Milwaukee (8-18-20)
Half – 23 @ Milwaukee, 2nd (8-18-20)
Quarter – 14 Several times. Most recently @ Milwaukee, 3rd (8-29-20)
Overtime – 6 @ Boston (5-24-10); @ Charlotte (4-23-02)

MOST ASSISTS

Game – 34 vs. Detroit (4-26-96)
Half – 19 vs. Boston, 2nd (4-28-95)
Quarter – 13 vs. Toronto, 1st (4-20-08)
Overtime – 3 vs. Indiana (5-5-12); @ L.A. Lakers (6-7-09)

MOST STEALS

Game – 12 vs. Philadelphia (5-9-99); vs. Indiana (5-23-95)
Half – 9 vs. Philadelphia, 1st (5-9-99)
Quarter – 5 Several times. Most recently, vs. Indiana, 2nd (5-8-12)
Overtime – 2 vs. Cleveland (5-26-09)

MOST BLOCKED SHOTS

Game – 12 vs. Indiana (4-28-94)
Half – 8 vs. Charlotte (4-18-10)
Quarter – 6 vs. Charlotte, 1st (4-18-10); @ Indiana, 2nd (5-29-95)
Overtime – 2 @ Charlotte (4-23-02); vs. Houston (6-7-95)

MOST TURNOVERS

Game – 26 @ Philadelphia (5-13-99)
Half – 14 @ Chicago, 1st (5-14-95)
Quarter – 8 Several times. Most recently, vs. Milwaukee, 2nd (8-22-20)
Overtime – 4 @ Boston (5-24-10)

LARGEST DEFICIT OVERCOME TO WIN

Game – 20 vs. Miami (4-29-97)

TEAM PLAYOFF LOWS

MAGIC TEAM PLAYOFF LOWS

FEWEST POINTS SCORED

Game – 64 @ Miami (4-24-97)
First Half – 30 @ Miami (4-24-97)
Second Half – 29 vs. Chicago (5-25-96)
First Quarter – 10 @ Miami (4-24-97)
Second Quarter – 11 @ Detroit (5-5-08)
Third Quarter – 13 Three times. Most recently, @ Milwaukee (8-20-20)
Fourth Quarter – 10 @ Detroit (4-30-03); vs. Chicago (5-25-96)
Overtime – 4 vs. L.A. Lakers (6-11-09)

FEWEST FIELD GOALS MADE

Game – 23 @ L.A. Lakers (6-04-09)
Half – 9 @ L.A. Lakers, 2nd (6-4-09); @ Detroit, 2nd (4-30-03)
Quarter – 2 @ Detroit, 2nd (5-5-08); vs. Detroit, 4th (4-25-03)
Overtime – 1 vs. L.A. Lakers (6-11-09); vs. Charlotte (4-27-02)

FEWEST FIELD GOALS ATTEMPTED

Game – 62 @ Detroit (4-21-07)
Half – 27 @ Charlotte, 2nd (4-20-02)
Quarter – 11 Three times. Most recently, @ Charlotte, 4th (4-20-02)
Overtime – 5 @ Charlotte (4-23-02)

LOWEST FIELD GOAL PERCENTAGE

Game – .299 23-77 FG-FGA, @ L.A. Lakers (6-4-09)

FEWEST THREE-POINT FIELD GOALS MADE

Game – 1 @ Charlotte (4-20-02)
Half – 0 Several times. Most recently, vs. Atlanta, 1st (4-19-11)
Quarter – 0 Several times. Most recently, @ Milwaukee, 2nd (8-20-20)
Overtime – 1 Several times. Most recently, vs. Indiana (5-5-12)

FEWEST THREE-POINT FIELD GOALS ATTEMPTED

Game – 5 @ Detroit (4-21-07)
Half – 0 Several times. Most recently, vs. Detroit, 1st (4-28-07)
Quarter – 1 Several times. Most recently, vs. Detroit, 1st (4-28-07)
Overtime – 1 @ Charlotte (4-23-02)

LOWEST THREE-POINT FIELD GOAL PERCENTAGE

Game – .087 2-23 3FG-3FGA, @ Atlanta (4-24-11)

FEWEST FREE THROWS MADE

Game – 8 @ Indiana (4-28-12); @ Chicago (5-19-96)
Half – 2 vs. Indiana, 1st (5-2-12); vs. Philadelphia, 1st (5-11-99)
Quarter – 0 Several times. Most recently, @ Milwaukee, 4th (8-29-20)
Overtime – 0 @ Boston (5-24-10)

FEWEST FREE THROWS ATTEMPTED

Game – 11 @ Indiana (4-28-12)
Half – 3 @ Charlotte, 1st (4-24-10)
Quarter – 0 Several times. Most recently, @ Milwaukee, 4th (8-29-20)
Overtime – 1 vs. Indiana (5-5-12); @ L.A. Lakers (6-7-09)

TEAM PLAYOFF LOWS

LOWEST FREE THROW PERCENTAGE

Game – .333 8-24 FT-FTA, @ Chicago, (5-19-96)

FEWEST REBOUNDS

Game – 24 vs. Chicago (5-27-96)
Half – 12 vs. Chicago, 1st and 2nd (5-27-96)
Quarter – 4 Several times. Most recently, vs. Indiana, 1st (5-2-12)
Overtime – 1 vs. Cleveland (5-26-09)

FEWEST OFFENSIVE REBOUNDS

Game – 3 Several times. Most recently, @ Boston (5-22-10)
Half – 0 @ Atlanta, 1st (5-10-10); vs. Philadelphia, 1st (4-26-09)
Quarter – 0 Several times. Most recently, vs. Milwaukee, 4th (8-24-20)
Overtime – 0 @ Charlotte (4-23-02); vs. Milwaukee (4-28-01)

FEWEST DEFENSIVE REBOUNDS

Game – 19 Three times. Most recently, vs. Philadelphia (5-9-99)
Half – 7 Several times. Most recently, @ Detroit, 1st (5-4-03)
Quarter – 2 Several times. Most recently, @ Detroit, 2nd (5-4-03)
Overtime – 0 vs. Cleveland (5-26-09)

FEWEST ASSISTS

Game – 9 vs. Atlanta (4-19-11)
Half – 2 vs. Miami, 1st (4-29-97)
Quarter – 0 vs. Charlotte, 4th (4-30-02); vs. Miami, 1st (4-29-97)
Overtime – 0 @ Boston (5-24-10)

FEWEST STEALS

Game – 1 @ Detroit (5-13-08); @ Detroit (4-23-07)
Half – 0 Several times. Most recently, @ Toronto, 2nd (4-16-19)
Quarter – 0 Several times. Most recently, @ Milwaukee, 3rd (8-29-20)
Overtime – 0 Several times. Most recently, vs. Indiana (5-5-12)

FEWEST BLOCKED SHOTS

Game – 0 vs. Detroit (4-28-07)
Half – 0 Several times. Most recently, vs. Milwaukee, 2nd (8-22-20)
Quarter – 0 Several times. Most recently, @ Milwaukee, 2nd (8-29-20)
Overtime – 0 Several times. Most recently, vs. Indiana (5-5-12)

FEWEST TURNOVERS

Game – 6 vs. Atlanta (4-26-11)
Half – 1 vs. Charlotte, 2nd (4-26-10)
Quarter – 0 Several times. Most recently, @ Milwaukee, 3rd (8-29-20)
Overtime – 0 @ Charlotte (4-23-02); vs. Milwaukee (4-28-01)

OPPONENT INDIVIDUAL PLAYOFF HIGHS

OPPONENT INDIVIDUAL PLAYOFF HIGHS

MOST POINTS

Game – 49 LeBron James (CLE), @ Cleveland (5-20-09)
Half – 29 Michael Jordan (CHI), @ Chicago, 1st (5-12-95)
Quarter – 20 Reggie Miller (IND), @ Indiana, 1st (6-2-95)
Overtime – 10 LeBron James (CLE), @ Orlando (5-26-09)

MOST FIELD GOALS MADE

Game – 20 LeBron James (CLE), @ Cleveland (5-20-09)
Half – 11 Several times. Most recently, LeBron James (CLE), @ Cleveland, 1st (5-20-09)
Quarter – 7 Several times. Most recently, Kawhi Leonard (TOR), @ Toronto, 3rd (4-16-19)
Overtime – 3 Several times. Most recently, LeBron James (CLE), @ Orlando (5-26-09)

MOST FIELD GOALS ATTEMPTED

Game – 34 Kobe Bryant (LAL), @ Los Angeles (6-4-09)
Half – 18 Kobe Bryant (LAL), @ Los Angeles, 1st (6-4-09); Michael Jordan (CHI), @ Chicago, 1st (5-12-95)
Quarter – 13 Michael Jordan (CHI), @ Orlando, 1st (5-10-95)
Overtime – 7 LeBron James (CLE), @ Orlando (5-26-09)

HIGHEST FIELD GOAL PERCENTAGE

Game – 1.000 Several times. Most without a miss (5), Jason Maxiell (DET), @ Detroit (5-5-08)

MOST THREE-POINT FIELD GOALS MADE

Game – 7 Three times. Most recently, Chauncey Billups (DET), @ Orlando (5-2-03)
Half – 6 Chauncey Billups (DET), @ Orlando, 1st (5-2-03); *Kenny Smith (HOU), @ Orlando, 2nd (6-7-95) ***NBA Finals record**
Quarter – 5 Chauncey Billups (DET), @ Orlando, 1st (5-2-03); *Kenny Smith (HOU), @ Orlando, 3rd (6-7-95) ***NBA Finals record**
Overtime – 2 Several times. Most recently, Ray Allen (BOS), @ Boston (5-24-10)

MOST THREE-POINT FIELD GOALS ATTEMPTED

Game – 14 Chauncey Billups (DET), @ Orlando (5-2-03); Steve Smith (ATL), @ Atlanta (5-13-96)
Half – 9 Steve Smith (ATL), @ Atlanta, 1st (5-13-96)
Quarter – 7 Danny Granger (IND), @ Indiana, 3rd (4-30-12); Jamal Crawford (ATL), @ Atlanta, 2nd (4-28-11)
Overtime – 5 LeBron James (CLE), @ Orlando (5-26-09)

HIGHEST THREE-POINT FIELD GOAL PERCENTAGE

Game – 1.000 Several times. Most without a miss (5), Kawhi Leonard (TOR), @ Toronto (4-23-19)

MOST FREE THROWS MADE

Game – 18 LeBron James (CLE), @ Orlando (5-24-09)
Half – 14 Paul Pierce (BOS), @ Orlando, 2nd (5-8-09)
Quarter – 10 Rajon Rondo (BOS), @ Boston, 3rd (5-4-09)
Overtime – 5 Pau Gasol (LAL), @ Los Angeles (6-7-09)

MOST FREE THROWS ATTEMPTED

Game – 24 LeBron James (CLE), @ Orlando (5-24-09)
Half – 16 LeBron James (CLE), @ Orlando, 2nd (5-24-09); Ben Wallace (DET), @ Orlando, 2nd (5-2-03)
Quarter – 16 Ben Wallace (DET), @ Orlando, 4th (5-2-03)
Overtime – 5 Pau Gasol (LAL), @ Los Angeles (6-7-09)

OPPONENT INDIVIDUAL PLAYOFF HIGHS

HIGHEST FREE THROW PERCENTAGE

Game – 1.000 Several times. Most without a miss (16), Richard Hamilton (DET), @ Detroit (5-13-08)

MOST REBOUNDS

Game – 24 Ben Wallace (DET), @ Orlando (4-27-03)
Half – 14 Ben Wallace (DET), @ Orlando, 2nd (4-27-03)
Quarter – 8 Several times. Most recently, Giannis Antetokounmpo (MIL), @ Milwaukee, 1st (8-20-20)
Overtime – 4 Elden Campbell (CHA), @ Charlotte (4-23-02); Sam Cassell (MIL), @ Orlando (4-28-01)

MOST OFFENSIVE REBOUNDS

Game – 11 Ben Wallace (DET), @ Orlando (4-27-03)
Half – 8 Dale Davis (IND), @ Orlando, 2nd (6-4-95)
Quarter – 5 Ben Wallace (DET), @ Detroit, 1st (4-30-03); Dale Davis (IND), @ Orlando, 3rd (6-4-95)
Overtime – 2 Elden Campbell (CHA), @ Charlotte (4-23-02)

MOST DEFENSIVE REBOUNDS

Game – 16 Gerald Wallace (CHA), @ Orlando (4-18-10)
Half – 10 Giannis Antetokounmpo (MIL), @ Milwaukee, 1st (8-20-20)
Quarter – 7 Paul Pierce (BOS) @ Boston, 3rd (5-28-10); Kevin Garnett (BOS) @ Boston, 2nd (5-24-10)
Overtime – 4 Sam Cassell (MIL), @ Orlando (4-28-01)

MOST ASSISTS

Game – 18 Rajon Rondo (BOS), @ Boston (5-6-09)
Half – 12 Rajon Rondo (BOS), @ Boston, 1st (5-6-09)
Quarter – 9 Jose Calderon (TOR), @ Toronto, 4th (4-24-08)
Overtime – 2 Stacey Augmon (CHA), @ Orlando (4-27-02); Kenny Smith (HOU), @ Orlando (6-7-95)

MOST STEALS

Game – 10* Allen Iverson (PHI), @ Philadelphia (5-13-99) *NBA Playoffs record
Half – 6 Allen Iverson (PHI), @ Philadelphia, 1st (5-13-99)
Quarter – 4 Ronald Murray (DET), vs. Detroit, 2nd (4-28-07); Haywoode Workman (IND), @ Orlando, 2nd (4-28-94)
Overtime – 2 Derek Fisher (LAL), @ Los Angeles (6-7-09)

MOST BLOCKED SHOTS

Game – 9 Roy Hibbert (IND), @ Indiana (4-28-12)
Half – 6 Roy Hibbert (IND), @ Indiana, 1st (4-28-12)
Quarter – 4 Roy Hibbert (IND), @ Indiana, 1st (4-28-12); Theo Ratliff (PHI), @ Philadelphia, 4th (5-15-99)
Overtime – 1 Several times. Most recently, Roy Hibbert (IND), @ Orlando (5-5-12)

MOST TURNOVERS

Game – 8 LeBron James (CLE), @ Orlando (5-26-09); Michael Jordan (CHI), @ Orlando (5-7-95)
Half – 6 Rajon Rondo (BOS), @ Boston, 2nd (5-4-09)
Quarter – 4 Several times. Most recently, Joe Johnson (ATL), @ Orlando, 2nd (5-4-10)
Overtime – 3 LeBron James (CLE), @ Orlando (5-26-09)

MOST MINUTES PLAYED

Game – 52 Baron Davis (CHA), @ Orlando, OT (4-27-02)

OPPONENT TEAM PLAYOFF HIGHS

OPPONENT TEAM PLAYOFF HIGHS

MOST POINTS

Game – 123 @ Indiana (6-2-95)
First Half – 70 vs. Milwaukee (8-22-20)
Second Half – 66 @ Chicago (5-19-96); @ Houston (6-14-95)
First Quarter – 44 @ Atlanta (5-13-96)
Second Quarter – 41 @ Milwaukee (8-29-20)
Third Quarter – 40 vs. Milwaukee (4-28-01)
Fourth Quarter – 40 @ Chicago (5-19-96)
Overtime – 18 vs. Charlotte (4-27-02)

MOST FIELD GOALS MADE

Game – 53 @ Chicago (5-19-96)
Half – 30 @ Chicago, 2nd (5-19-96)
Quarter – 17 @ Chicago, 4th (5-19-96)
Overtime – 5 vs. L.A. Lakers (6-11-09)

MOST FIELD GOALS ATTEMPTED

Game – 97 @ Milwaukee (4-22-01)
Half – 53 vs. Houston, 2nd (6-7-95)
Quarter – 29 @ Milwaukee, 2nd (4-22-01)
Overtime – 12 @ Charlotte (4-23-02)

HIGHEST FIELD GOAL PERCENTAGE

Game – .561 46-82 FG-FGA, vs. Milwaukee (8-22-20)

MOST THREE-POINT FIELD GOALS MADE

Game – 17 vs. Milwaukee (8-24-20); vs. Milwaukee (8-22-20)
Half – 11 @ Milwaukee, 1st (8-29-20)
Quarter – 7 Several times. Most recently, @ Milwaukee, 2nd (8-29-20)
Overtime – 2 Several times. Most recently, @ Boston (5-24-10)

MOST THREE-POINT FIELD GOALS ATTEMPTED

Game – 45 @ Milwaukee (8-29-20)
Half – 24 @ Milwaukee, 1st (8-29-20); vs. Milwaukee, 1st (8-24-20)
Quarter – 13 Several times. Most recently, @ Milwaukee, 2nd (8-29-20)
Overtime – 6 @ Boston (5-24-10)

HIGHEST THREE-POINT FIELD GOAL PERCENTAGE

Game – .615 8-13 3FG-3FGA, vs. Detroit (4-26-07)

MOST FREE THROWS MADE

Game – 40 @ Detroit (4-20-03)
Half – 23 @ Detroit, 2nd (4-20-03)
Quarter – 15 vs. Philadelphia, 4th (5-9-99)
Overtime – 9 @ L.A. Lakers (6-7-09)

MOST FREE THROWS ATTEMPTED

Game – 51 vs. Detroit (5-2-03)
Half – 31 vs. Detroit, 2nd (5-2-03)
Quarter – 24 vs. Detroit, 4th (5-2-03)
Overtime – 12 vs. Charlotte (4-27-02)

OPPONENT TEAM PLAYOFF HIGHS

HIGHEST FREE THROW PERCENTAGE

Game – 1.000 21-21 FT-FTA, @ Boston (5-12-09)

MOST REBOUNDS

Game – 62 @ Chicago (5-19-96)
Half – 32 @ Milwaukee, 1st (4-22-01)
Quarter – 20 @ Milwaukee, 1st (8-20-20)
Overtime – 8 @ Charlotte (4-23-02)

MOST OFFENSIVE REBOUNDS

Game – 24 vs. Philadelphia (5-9-99)
Half – 17 @ Milwaukee, 1st (4-22-01)
Quarter – 10 @ Milwaukee, 2nd (4-22-01)
Overtime – 3 @ Charlotte (4-23-02)

MOST DEFENSIVE REBOUNDS

Game – 49 @ Milwaukee (8-29-20)
Half – 26 @ Milwaukee, 1st (8-20-20); @ Atlanta, 1st (4-24-11)
Quarter – 16 @ Milwaukee, 1st (8-20-20); @ Miami, 2nd (4-24-97)
Overtime – 6 vs. Milwaukee (4-28-01)

MOST ASSISTS

Game – 37 @ Chicago (5-19-96)
Half – 22 @ Boston, 1st (5-6-09)
Quarter – 14 @ Boston, 2nd (5-6-09)
Overtime – 3 Several times. Most recently, vs. Indiana (5-5-12)

MOST STEALS

Game – 20 @ Philadelphia (5-13-99)
Half – 14 @ Philadelphia, 1st (5-13-99)
Quarter – 8 @ Philadelphia, 2nd (5-13-99)
Overtime – 3 @ Boston (5-24-10)

MOST BLOCKED SHOTS

Game – 11 @ Indiana (4-28-12); @ Miami (4-24-97)
Half – 8 @ Charlotte, 1st (4-20-02); @ Miami, 1st (4-24-97)
Quarter – 5 Three times. Most recently, @ Indiana, 1st (4-28-12)
Overtime – 2 @ Boston (5-24-10); vs. Milwaukee (4-28-01)

MOST TURNOVERS

Game – 22 vs. Boston (5-14-09); vs. Miami (4-29-97)
Half – 14 vs. Charlotte, 1st (4-21-10); vs. Miami, 2nd (4-29-97)
Quarter – 9 @ Indiana, 4th (5-27-95)
Overtime – 3 vs. Cleveland (5-26-09)

OPPONENT TEAM PLAYOFF LOWS

OPPONENT TEAM PLAYOFF LOWS

FEWEST POINTS

Game – 68 vs. Philadelphia (5-11-99)
First Half – 27 vs. Philadelphia (5-11-99)
Second Half – 29 vs. Boston (5-14-09)
First Quarter – 11 vs. Philadelphia (5-11-99)
Second Quarter – 10 vs. Atlanta (5-4-10)
Third Quarter – 11 vs. Atlanta (5-4-10)
Fourth Quarter – 13 vs. Boston (5-14-09)
Overtime – 4 @ Charlotte (4-23-02)

FEWEST FIELD GOALS MADE

Game – 24 @ Detroit (4-20-03)
Half – 10 vs. Indiana, 2nd (6-4-95)
Quarter – 2 vs. Indiana, 2nd (5-31-95)
Overtime – 1 @ Charlotte (4-23-02)

FEWEST FIELD GOALS ATTEMPTED

Game – 62 @ Indiana (5-27-95)
Half – 28 @ Indiana, 2nd (5-27-95)
Quarter – 10 vs. Charlotte, 3rd (4-18-10)
Overtime – 4 @ L.A. Lakers (6-7-09)

LOWEST FIELD GOAL PERCENTAGE

Game – .313 25-80 FG-FGA, @ Boston (5-3-95)

FEWEST THREE-POINT FIELD GOALS MADE

Game – 1 vs. Boston (5-10-09)
Half – 0 @ Indiana, 1st (4-30-12)
Quarter – 0 Several times. Most recently, vs. Toronto, 4th (4-21-19)
Overtime – 0 Several times. Most recently, @ L.A. Lakers (6-7-09)

FEWEST THREE-POINT FIELD GOALS ATTEMPTED

Game – 8 Three times. Most recently, @ Detroit (5-3-08)
Half – 2 vs. Charlotte, 1st (4-27-02)
Quarter – 0 Several times. Most recently, vs. Charlotte, 1st (4-27-02)
Overtime – 1 Several times. Most recently, vs. L.A. Lakers (6-11-09)

LOWEST THREE-POINT FIELD GOAL PERCENTAGE

Game – .091 1-11 3FG-3FGA, vs. Philadelphia (5-11-99)

FEWEST FREE THROWS MADE

Game – 8 Several times. Most recently, vs. Boston (5-14-09)
Half – 0 vs. Boston, 1st (5-4-09)
Quarter – 0 Several times. Most recently, vs. Milwaukee, 2nd (8-24-20)
Overtime – 0 @ Boston (5-24-10); vs. Houston (6-7-95)

FEWEST FREE THROWS ATTEMPTED

Game – 10 vs. Toronto (4-19-19); @ Miami (4-24-97)
Half – 0 vs. Boston, 1st (5-4-09)
Quarter – 0 Several times. Most recently, vs. Milwaukee, 2nd (8-24-20)
Overtime – 0 @ Boston (5-24-10); vs. Houston (6-7-95)

LOWEST FREE THROW PERCENTAGE

Game – .500 11-22 FT-FTA, vs. Cleveland (5-30-09); 9-18 FT-FTA, vs. Miami (4-29-97)

FEWEST REBOUNDS

Game – 26 vs. Boston (5-26-10)
 Half – 10 vs. L.A. Lakers, 1st (6-9-09); vs. Indiana, 2nd (5-23-95)
 Quarter – 3 @ Atlanta, 1st (5-10-10); vs. Indiana, 3rd (5-23-95)
 Overtime – 3 @ L.A. Lakers (6-7-09)

FEWEST OFFENSIVE REBOUNDS

Game – 3 vs. Milwaukee (8-22-20)
 Half – 0 Several times. Most recently, vs. Milwaukee, 2nd (8-22-20)
 Quarter – 0 Several times. Most recently, vs. Milwaukee, 4th (8-22-20)
 Overtime – 0 @ L.A. Lakers (6-7-09)

FEWEST DEFENSIVE REBOUNDS

Game – 16 vs. L.A. Lakers (6-9-09)
 Half – 6 vs. L.A. Lakers, 1st (6-9-09)
 Quarter – 2 Several times. Most recently, @ Atlanta, 4th (4-28-11)
 Overtime – 2 vs. Indiana (5-5-12); vs. Cleveland (5-26-09)

FEWEST ASSISTS

Game – 9 Three times. Most recently, @ Indiana (4-30-12)
 Half – 3 @ Indiana, 1st (4-30-12); @ Atlanta, 2nd (5-8-10)
 Quarter – 0 @ Atlanta, 3rd (5-8-10); vs. Detroit, 4th (5-2-03)
 Overtime – 0 @ Charlotte (4-23-02); vs. Milwaukee (4-28-01)

FEWEST STEALS

Game – 0 @ Indiana (5-27-95)
 Half – 0 Several times. Most recently, vs. Indiana, 2nd (5-5-12)
 Quarter – 0 Several times. Most recently, @ Milwaukee, 3rd (8-29-20)
 Overtime – 0 @ Charlotte (4-23-02); vs. Milwaukee (4-28-01)

FEWEST BLOCKED SHOTS

Game – 0 @ Atlanta (5-8-10); vs. Indiana (5-23-95)
 Half – 0 Several times. Most recently, vs. Milwaukee, 2nd (8-22-20)
 Quarter – 0 Several times. Most recently, @ Milwaukee, 4th (8-29-20)
 Overtime – 0 Several times. Most recently, @ L.A. Lakers (6-11-09)

FEWEST TURNOVERS

Game – 3 @ Detroit (5-13-08)
 Half – 0 Several times. Most recently, @ Toronto, 2nd (4-16-19)
 Quarter – 0 Several times. Most recently, @ Toronto, 4th (4-16-19)
 Overtime – 0 Several times. Most recently, vs. L.A. Lakers (6-11-09)

NBA PLAYOFF RECORDS/INDIVIDUAL

MOST FIELD GOALS ATTEMPTED

Four-game series – 123 Tracy McGrady, vs. Milwaukee, 2001

HIGHEST FIELD GOAL PERCENTAGE (MINIMUM: 4 FG PER GAME)

Four-game series – .844 Dwight Howard, vs. Atlanta, 2010

MOST THREE-POINT FIELD GOALS MADE

Seven-game series – 28 Dennis Scott, vs. Indiana, 1995 (Tied)

MOST THREE-POINT FIELD GOALS ATTEMPTED

Seven-game series – 65 Dennis Scott, vs. Indiana, 1995

MOST TURNOVERS

Three-game series – 20 Anfernee Hardaway, vs. Indiana, 1995
 Four-game series – 25 Darrell Armstrong, vs. Philadelphia, 1999 (Tied)

MOST PERSONAL FOULS

Four-game series – 22 Dwight Howard, vs. Charlotte, 2010 (Tied)

MOST DISQUALIFICATIONS

Four-game series – 2 Jameer Nelson, vs. Detroit, 2007 (Tied)
 2 Vince Carter, vs. Charlotte, 2010 (Tied)
 2 Dwight Howard, vs. Charlotte, 2010 (Tied)

NBA PLAYOFF RECORDS/TEAM

MOST THREE-POINT FIELD GOALS MADE

One quarter – 9 Orlando vs. Toronto, 1st, 4-20-08 (Tied)
 One half – 11 Orlando vs. Toronto, 1st, 4-20-08 (Tied)

LOWEST FREE THROW PERCENTAGE

Four-game series – .543 Orlando vs. Chicago, 1996

FEWEST REBOUNDS

Seven-game series – 240 Orlando vs. Indiana, 1995

FEWEST OFFENSIVE REBOUNDS – BOTH TEAMS

One game – 9 Orlando (3) vs. Boston (6), 5-8-09 (Tied)

LOWEST FREE THROW PERCENTAGE – BOTH TEAMS

One game – .444 Orlando (.333) @ Chicago (.667), 5-9-96

NBA FINALS RECORDS

NBA FINALS RECORDS/INDIVIDUAL

MOST THREE-POINT FIELD GOALS MADE

Four-game series – .11	Anfernee Hardaway, vs. Houston, 1995 (Tied)
Five-game series – 16	Rashard Lewis, vs. L.A. Lakers, 2009

MOST THREE-POINT FIELD GOALS ATTEMPTED

One game – 12	Rashard Lewis, @ L.A. Lakers, 6-7-09 (OT)
12	Rashard Lewis, vs. L.A. Lakers, 6-14-09
12	Nick Anderson, @ Houston, 6-11-95
Four-game series – 31	Nick Anderson, vs. Houston, 1995
Five-game series – 40	Rashard Lewis, vs. L.A. Lakers, 2009

MOST BLOCKED SHOTS

One game – 9	Dwight Howard, vs. L.A. Lakers, 6-11-09 (OT)
Five-game series – 20	Dwight Howard, vs. L.A. Lakers, 2009

HIGHEST FREE THROW PERCENTAGE (MIN. TWO MADE PER GAME)

Four-game series – 1.000	Dennis Scott, vs. Houston, 1995
--------------------------	---------------------------------

NBA FINALS RECORDS/TEAM

MOST THREE-POINT FIELD GOALS MADE

One half – 9	Orlando @ Houston, 6-14-95
One quarter – 7	Orlando @ Houston, 6-14-95
Four-game series – 41	Orlando vs. Houston, 1995

HIGHEST FIELD GOAL PERCENTAGE

One game – .625	Orlando vs. L.A. Lakers, 6-9-09 (40-64)
-----------------	---

MOST THREE-POINT FIELD GOALS ATTEMPTED

One half – 18	Orlando vs. L.A. Lakers, 6-14-09 (Tied)
Four-game series – 118	Orlando vs. Houston, 1995

HIGHEST DEFENSIVE REBOUND PERCENTAGE

Four-game series – .756	Orlando vs. Houston, 1995
-------------------------	---------------------------

FEWEST POINTS – BOTH TEAMS

First Quarter – 30	L.A. Lakers (15) vs. Orlando (15), 6-7-09 (OT)
--------------------	--

FEWEST DISQUALIFICATIONS

Four-game series – 0	Orlando vs. Houston, 1995 (Tied)
----------------------	----------------------------------

MAGIC PLAYOFF FIRSTS/TOP PLAYOFF WINS-LOSSES

MAGIC PLAYOFF FIRSTS

1994 PLAYOFFS, FIRST ROUND, VS. INDIANA @ ORLANDO (4-28-94)

Score:	Dennis Scott from Nick Anderson (11:40)
Rebound:	Derrick McKey (offensive rebound own miss/10:26)
Magic Rebound:	Shaquille O'Neal off Haywoode Workman miss (10:15)
Assist:	Nick Anderson to Dennis Scott (11:40)
Steal:	Reggie Miller off Anfernee Hardaway bad pass (11:04)
Magic Steal:	Dennis Scott off Dale Davis loose ball (8:41)
Turnover:	Anfernee Hardaway bad pass (11:04)
Dunk:	Shaquille O'Neal from Larry Krystkowiak (7:29)
Block:	Dennis Scott on Derrick McKey (10:26)

LARGEST PLAYOFF WINS AND LOSSES

PLAYOFF WINS AT HOME

Pts	Date	Opp	Score
47	4-28-95	Bos	124-77
43	5-4-10	Atl	114-71
26	5-10-96	Atl	120-94
25	4-26-11	Atl	101-76
	5-7-08	Det	111-86
24	6-4-95	Ind	105-81
21	5-26-10	Bos	113-92
	5-8-09	Bos	117-96
20	4-26-96	Det	112-92
15	4-21-10	Cha	92-77
	4-28-96	Det	92-77

PLAYOFF LOSSES AT HOME

Pts	Date	Opp	Score
23	5-2-12	Ind	74-97
22	4-21-19	Tor	85-107
19	5-25-96	Chi	67-86
17	4-30-02	Cha	85-102
16	4-26-07	Det	77-93
15	8-24-20*	Mil	106-121
	5-2-03	Det	88-103
14	8-22-20*	Mil	107-121
	5-9-99	Phi	90-104
13	6-14-09	LAL	86-99

PLAYOFF WINS ON THE ROAD

Pts	Date	Opp	Score
30	5-8-10	Atl	105-75
25	4-30-09	Phi	114-89
19	5-17-09	Bos	101-82
14	5-10-10	Atl	98-84
12	8-18-20*	Mil	122-110
	4-26-08	Tor	106-94
9	4-26-10	Cha	99-90
	5-12-95	Chi	110-101
8	4-23-02	Cha	111-103 (OT)
7	5-12-96	Atl	103-96

PLAYOFF LOSSES ON THE ROAD

Pts	Date	Opp	Score
35	4-24-97	Mia	64-99
31	4-30-03	Det	67-98
29	4-16-19	Tor	82-111
28	5-8-12	Ind	87-105
	5-19-96	Chi	83-121
27	6-2-95	Ind	96-123
25	6-4-09	LAL	75-100
23	5-22-10	Bos	71-94
19	4-23-19	Tor	96-115
	5-3-08	Det	72-91

*=played in 2020 at NBA Campus at Walt Disney World/Orlando



OPPONENTS/NBA



Emory Sports Medicine Complex
1968 Hawks Lane
Brookhaven, GA 30329
Phone: (404) 878-3800 • www.hawks.com • @ATLHawks
Eastern Conference – Southeast Division

2023-24 MAGIC SCHEDULE VS. ATLANTA HAWKS (ALL TIMES ET)

Thu., Nov. 9 @ Orlando (in Mexico City), 9:30pm Wed., Jan. 17 @ Atlanta, 7:30pm
Sun., Jan. 7 @ Orlando, 6pm Sun., Feb. 25 @ Atlanta, 7pm

ALL-TIME SERIES: ORLANDO VS. ATLANTA HAWKS

Regular Season Record: 62-69 (Magic 40-26 @ home, 22-43 @ Atlanta)

Date	Site	W-L	Score											
12/19/22	Atlanta	L	125-126	4/13/12	Orlando	L	81-109	11/25/00	Orlando	W	114-92			
12/14/22	Orlando	W	135-124	2/23/12	Atlanta	L	78-83	11/4/00	Atlanta	W	107-104			
11/30/22	Orlando	L	108-125	2/10/12	Orlando	L	87-89 (OT)	3/22/00	Orlando	W	103-90			
10/21/22	Atlanta	L	98-108	3/30/11	Atlanta	L	82-85	1/29/00	Orlando	W	103-87			
2/16/22	Orlando	L	109-130	12/20/10	Atlanta	L	81-91	11/20/99	Atlanta	W	107-103			
12/22/21	Atlanta	W	104-98	12/6/10	Orlando	L	74-80	4/16/99	Atlanta	L	79-91			
12/15/21	Orlando	L	99-111	11/8/10	Orlando	W	93-89	3/8/99	Orlando	L	110-114			
11/15/21	Atlanta	L	111-129	3/24/10	Atlanta	L	84-86	3/1/99	Orlando	W	70-67			
5/13/21	Atlanta	L	93-116	1/30/10	Orlando	W	104-86	2/19/99	Atlanta	W	99-94 (OT)			
4/20/21	Atlanta	L	96-112	1/9/10	Orlando	W	113-81	3/24/98	Atlanta	L	73-85			
3/3/21	Orlando	L	112-115	11/26/09	Atlanta	W	93-76	2/16/98	Atlanta	W	85-81			
2/26/20	Atlanta	W	130-120	4/4/09	Atlanta	W	88-82	2/3/98	Orlando	W	91-90			
2/10/20	Orlando	W	135-126	1/9/09	Orlando	W	121-87	10/31/97	Orlando	L	99-105			
12/30/19	Orlando	L	93-101	7/10/09	Atlanta	W	106-102	3/17/97	Atlanta	L	107-112 (OT)			
10/26/19	Atlanta	L	99-103	10/29/08	Orlando	L	85-99	1/16/97	Atlanta	L	67-78			
4/5/19	Orlando	W	149-113	4/15/08	Atlanta	W	121-105	1/9/97	Orlando	L	92-97 (OT)			
3/17/19	Orlando	W	101-91	3/22/08	Atlanta	L	90-98	11/27/96	Orlando	W	79-75			
2/10/19	Atlanta	W	124-108	3/10/08	Orlando	W	123-112	4/18/96	Orlando	W	119-104			
1/21/19	Atlanta	W	122-103	12/10/07	Orlando	L	87-98	2/2/96	Orlando	W	108-95			
4/1/18	Atlanta	L	88-94	1/29/07	Atlanta	L	83-93	1/26/96	Atlanta	L	84-96			
2/8/18	Orlando	W	100-98	1/26/07	Orlando	L	90-93	11/4/95	Atlanta	L	91-124			
12/9/17	Atlanta	L	110-117	11/25/06	Orlando	W	98-79	3/5/95	Orlando	W	113-111 (OT)			
12/6/17	Orlando	W	110-106 (OT)	11/5/06	Atlanta	L	82-95	1/13/95	Atlanta	W	101-96			
2/25/17	Orlando	W	105-86	4/10/06	Orlando	W	105-88	12/10/94	Orlando	W	109-98			
2/4/17	Atlanta	L	86-113	3/26/06	Orlando	W	108-101	12/3/94	Atlanta	L	105-107			
1/4/17	Orlando	L	92-111	3/19/06	Atlanta	L	107-108 (OT)	4/23/94	Atlanta	L	89-93			
12/13/16	Atlanta	W	131-120	2/3/06	Atlanta	L	94-96	2/9/94	Orlando	W	104-97			
2/8/16	Atlanta	W	117-110 (OT)	3/28/05	Orlando	W	109-102	2/2/94	Atlanta	L	99-118			
2/7/16	Orlando	W	96-94	2/10/05	Orlando	W	101-96	12/29/93	Orlando	L	90-92			
1/18/16	Atlanta	L	81-98	1/31/05	Atlanta	L	79-80	4/4/93	Orlando	W	104-85			
12/20/15	Orlando	L	100-103	11/26/04	Atlanta	W	117-99	3/12/93	Atlanta	L	110-92			
3/25/15	Orlando	L	83-95	4/2/04	Orlando	L	87-95	1/26/93	Orlando	W	120-106			
2/27/15	Atlanta	L	88-95	3/5/04	Orlando	W	101-96	12/19/92	Atlanta	W	125-84			
12/13/14	Orlando	W	100-99	2/28/04	Atlanta	W	104-99	4/9/92	Orlando	W	96-94			
12/12/14	Atlanta	L	81-87	12/13/03	Atlanta	W	105-102	3/18/92	Atlanta	W	99-96			
1/22/14	Orlando	L	109-112	4/14/03	Atlanta	L	84-100	2/14/92	Orlando	L	107-112			
12/29/13	Orlando	W	109-102	2/2/03	Atlanta	L	89-97	2/6/92	Atlanta	L	112-123			
11/26/13	Atlanta	W	109-92	11/30/02	Orlando	W	117-92	4/16/91	Orlando	W	113-106			
11/9/13	Atlanta	L	94-104	4/16/02	Atlanta	W	102-95	11/2/90	Atlanta	L	111-115			
3/30/13	Atlanta	L	88-97	1/22/02	Orlando	W	100-86	2/15/90	Atlanta	L	123-130			
2/13/13	Orlando	L	76-108	12/8/01	Atlanta	L	104-107	1/27/90	Orlando	L	96-114			
12/12/12	Orlando	L	80-86	12/7/01	Orlando	W	129-94	12/6/89	Orlando	L	110-118			
11/19/12	Atlanta	L	72-81	2/3/01	Orlando	W	96-84	11/13/89	Orlando	L	104-112			
				1/6/01	Atlanta	L	82-83	11/11/89	Atlanta	L	109-148			

ALL-TIME PLAYOFF SERIES: ORLANDO VS. ATLANTA HAWKS

Playoff Record: 10-5 (Magic 7-1 @ home, 3-4 @ Atlanta)

4/28/11	Atlanta	L	81-84	4/16/11	Orlando	L	93-103	5/13/96	Atlanta	L	99-104			
4/26/11	Orlando	W	101-76	5/10/10	Atlanta	W	98-84	5/12/96	Atlanta	W	103-96			
4/24/11	Atlanta	L	85-88	5/8/10	Atlanta	W	105-75	5/10/96	Orlando	W	120-94			
4/22/11	Atlanta	L	84-88	5/6/10	Orlando	W	112-98	5/8/96	Orlando	W	117-105			
4/19/11	Orlando	W	82-88	5/4/10	Orlando	W	114-71							
				5/15/96	Orlando	W	96-88							



100 Legends Way, 12th Floor, Suite 1210
Boston, MA 02114
Phone: (617) 854-8042 • www.celtics.com • @celtics
Eastern Conference – Atlantic Division

2023-24 MAGIC SCHEDULE VS. BOSTON CELTICS (ALL TIMES ET)

Fri., Nov. 24 @ Orlando, 2:30pm* Sun., Dec. 17 @ Boston, 3pm
Fri., Dec. 15 @ Boston, 7:30pm *NBA In-Season Tournament Group Play game

ALL-TIME SERIES: ORLANDO VS. BOSTON CELTICS

Regular Season Record: 53-74 (Magic 36-26 @ home, 17-47 @ Boston, 0-1 @ Disney)

Date	Site	W-L	Score											
12/23/23	Orlando	W	113-98	1/17/11	Boston	L	106-109	3/5/00	Boston	L	91-97			
12/18/22	Boston	W	95-92	12/25/10	Orlando	W	86-78	1/26/00	Orlando	W	111-89			
12/16/22	Boston	W	117-109	2/7/10	Boston	W	96-89	4/5/99	Orlando	W	106-99			
10/22/22	Orlando	L	120-126	1/28/10	Orlando	W	96-94	2/24/99	Boston	L	79-111			
2/6/22	Orlando	L	83-116	12/25/09	Orlando	L	77-86	2/8/99	Orlando	W	107-90			
1/2/22	Boston	L	111-116 (OT)	11/20/09	Boston	W	83-78	4/10/98	Boston	L	80-82 (OT)			
11/3/21	Orlando	L	79-92	3/25/09	Orlando	W	84-82	4/1/98	Orlando	L	87-98			
5/5/21	Orlando	L	96-132	3/8/09	Boston	W	86-79	1/10/98	Orlando	W	90-82			
3/21/21	Boston	L	96-112	1/22/09	Orlando	L	80-90	11/2/97	Boston	W	107-96			
1/15/21	Boston	L	97-124	12/1/08	Boston	L	88-107	4/12/97	Orlando	W	121-98			
8/9/20	Disney	L	119-122 (OT)	1/27/08	Orlando	W	96-93	3/21/97	Boston	W	104-99			
2/5/20	Boston	L	100-116	12/23/07	Boston	L	91-103	2/6/97	Orlando	W	119-111			
1/24/20	Orlando	L	98-109	11/18/07	Orlando	W	104-102	1/24/97	Boston	W	121-117 (OT)			
4/7/19	Boston	W	116-108	4/15/07	Orlando	W	88-86	4/4/96	Orlando	L	98-100			
1/12/19	Orlando	W	105-103	3/28/07	Boston	L	96-105 (2 OT)	3/20/96	Boston	W	112-90			
10/22/18	Boston	W	93-90	1/7/07	Orlando	W	87-79	1/30/96	Orlando	W	104-99			
3/16/18	Orlando	L	83-92	11/13/06	Boston	W	92-89	11/10/95	Boston	W	110-94			
1/21/18	Boston	W	103-95	3/17/06	Orlando	W	84-77	4/13/95	Boston	L	114-119			
11/24/17	Boston	L	103-118	2/12/06	Boston	L	94-102	2/24/95	Orlando	W	129-103			
11/5/17	Orlando	L	88-104	2/4/06	Orlando	W	100-91	2/23/95	Boston	L	117-119			
3/31/17	Boston	L	116-117	11/28/05	Boston	W	87-83	1/24/95	Orlando	W	110-97			
1/27/17	Boston	L	98-128	2/4/05	Boston	L	100-112	11/25/94	Boston	L	118-124			
12/7/16	Orlando	L	87-117	1/10/05	Boston	L	101-119	4/15/94	Boston	L	110-113 (2 OT)			
3/21/16	Boston	L	96-107	11/29/04	Orlando	L	101-117	2/15/94	Orlando	W	102-92			
1/31/16	Orlando	W	119-114	3/1/04	Boston	L	96-117	12/10/93	Orlando	W	117-102			
1/29/16	Boston	L	94-113	1/16/04	Orlando	W	124-118 (OT)	11/19/93	Boston	L	106-115			
11/29/15	Orlando	W	110-91	1/7/04	Boston	L	93-101	4/21/93	Boston	L	98-126			
3/13/15	Boston	L	88-95	11/26/03	Orlando	L	92-94	4/18/93	Orlando	W	88-79			
3/8/15	Orlando	W	103-98	4/12/03	Orlando	W	89-86	1/29/93	Orlando	L	105-116 (OT)			
12/23/14	Orlando	W	100-95	1/26/03	Boston	L	83-91	1/15/93	Boston	W	113-94			
12/17/14	Boston	L	92-109	12/28/02	Orlando	W	101-95	12/8/92	Orlando	L	102-117			
2/2/14	Boston	L	89-96	12/9/02	Boston	L	109-114 (OT)	3/8/92	Orlando	L	93-111			
1/19/14	Orlando	W	93-91	12/2/02	Orlando	L	97-102	3/4/92	Boston	L	100-125			
11/11/13	Boston	L	105-120	3/6/02	Boston	L	110-130	1/22/92	Boston	L	95-107			
11/8/13	Orlando	L	89-91	1/7/02	Orlando	W	98-87	12/17/91	Orlando	L	98-105			
4/13/13	Orlando	L	88-120	1/2/02	Boston	L	94-110	11/27/91	Boston	L	92-101			
2/1/13	Boston	L	84-97	11/29/01	Orlando	L	89-99	4/6/91	Orlando	W	102-98			
11/25/12	Orlando	L	110-116 (OT)	4/4/01	Orlando	W	108-101	1/30/91	Boston	L	102-144			
4/18/12	Boston	L	98-102	12/30/00	Boston	W	95-90	4/18/90	Boston	L	112-133			
1/26/12	Orlando	L	83-91	11/25/00	Orlando	W	101-98	4/1/90	Boston	L	125-133			
1/23/12	Boston	L	56-87	11/24/00	Boston	L	98-103 (OT)	3/16/90	Orlando	L	127-			



BROOKLYN

168 39th Street, 8th Floor
Brooklyn, NY 11232
Phone: (718) 933-3000 • www.brooklynets.com • @BrooklynNets
Eastern Conference – Atlantic Division

2023-24 MAGIC SCHEDULE VS. BROOKLYN NETS (ALL TIMES ET)

Tue., Nov. 14 @ Brooklyn, 7:30pm* Tue., Feb. 27 @ Orlando, 7pm
Sat., Dec. 2 @ Brooklyn, 7pm Wed., Mar. 13 @ Orlando, 7pm
**NBA In-Season Tournament Group Play game*

ALL-TIME SERIES: ORLANDO VS. BROOKLYN NETS

Regular Season Record: 69-58 (Magic 39-22 @ home, 4-15 @ Brooklyn, 23-20 @ New Jersey, 2-0 @ Tokyo, 1-1 @ Disney)

Date	Site	W-L	Score											
4/7/23	Brooklyn	L	84-101	12/29/11	Orlando	W	94-78	3/31/00	Orlando	W	103-97			
3/26/23	Orlando	W	119-106	3/25/11	Orlando	W	95-85	3/12/00	New Jersey	L	91-129			
11/28/22	Brooklyn	L	102-109	12/27/10	New Jersey	W	104-88	1/10/00	Orlando	L	94-100			
3/15/22	Orlando	L	108-150	11/13/10	New Jersey	W	91-90	12/30/99	New Jersey	L	92-102			
12/18/21	Brooklyn	W	100-93	11/5/10	Orlando	W	105-90	4/30/99	Orlando	W	107-95			
11/19/21	Brooklyn	L	113-115	3/5/10	New Jersey	W	97-87	3/30/99	Orlando	W	100-98			
11/10/21	Orlando	L	90-123	11/13/09	Orlando	W	88-72	2/10/99	New Jersey	W	89-81			
3/19/21	Orlando	W	121-113	10/30/09	New Jersey	W	95-85	4/17/98	Orlando	W	121-109			
2/25/21	Brooklyn	L	92-129	4/11/09	New Jersey	L	93-103	3/19/98	New Jersey	L	87-93			
1/16/21	Brooklyn	L	115-122	3/6/09	Orlando	W	105-102	1/8/98	New Jersey	L	87-89			
8/11/20	Disney	L	96-108	2/8/09	Orlando	W	101-84	12/22/97	Orlando	L	88-99			
7/31/20	Disney	W	128-118	2/26/08	New Jersey	W	102-92	2/11/97	Orlando	L	98-104			
2/24/20	Brooklyn	W	115-113	2/6/08	Orlando	W	100-84	1/13/97	New Jersey	W	114-111			
1/6/20	Orlando	W	101-89	1/2/08	Orlando	L	95-96	11/8/96	Tokyo	W	86-82			
2/2/19	Orlando	W	102-89	11/16/07	New Jersey	W	95-70	11/7/96	Tokyo	W	108-95			
1/23/19	Brooklyn	L	110-114	3/23/07	Orlando	W	90-82	2/29/96	New Jersey	W	114-98			
1/18/19	Orlando	L	115-117	2/10/07	New Jersey	L	78-93	1/9/96	Orlando	W	92-84			
3/28/18	Orlando	L	104-111	2/2/07	Orlando	W	119-86	12/12/95	New Jersey	W	101-97			
1/18	Brooklyn	L	95-98	1/20/07	New Jersey	L	94-101	11/8/95	Orlando	W	130-122 (3 OT)			
10/24/17	Orlando	W	125-121	2/22/06	New Jersey	L	93-96	3/15/95	New Jersey	L	99-108			
10/20/17	Brooklyn	L	121-126	1/6/06	New Jersey	L	106-113	1/4/95	Orlando	W	113-110			
4/6/17	Orlando	W	115-107	12/21/05	Orlando	L	85-96	12/12/94	New Jersey	L	101-128			
4/1/17	Brooklyn	L	111-121	4/2/05	New Jersey	W	103-102	11/18/94	Orlando	W	113-103			
12/16/16	Orlando	W	118-111	3/13/05	Orlando	L	82-98	4/24/94	Orlando	W	120-91			
3/29/16	Orlando	W	139-105	3/5/05	New Jersey	W	105-81	4/1/94	New Jersey	W	98-96			
1/8/16	Brooklyn	W	83-77	1/8/05	Orlando	W	104-101	2/25/94	Orlando	W	114-102			
12/30/15	Orlando	W	100-93	4/8/04	New Jersey	L	81-101	12/23/93	Orlando	W	122-112			
12/14/15	Brooklyn	W	105-82	2/6/04	New Jersey	L	99-120	11/20/93	New Jersey	W	87-85			
4/15/15	Brooklyn	L	88-101	1/29/04	Orlando	L	79-89	4/23/93	New Jersey	W	119-116			
1/21/15	Orlando	L	98-100	12/12/03	Orlando	L	95-99	3/27/93	Orlando	W	98-84			
11/9/14	Brooklyn	L	96-104	2/23/03	New Jersey	W	113-105	3/4/93	New Jersey	L	97-116			
11/4/89	Orlando	L	106-111	2/11/03	Orlando	W	92-83	1/5/93	Orlando	L	99-102			
4/13/14	Brooklyn	L	88-97	1/4/03	Orlando	L	83-88	11/14/92	New Jersey	L	113-124			
4/9/14	Orlando	W	115-111	12/7/02	New Jersey	L	88-121	4/18/92	New Jersey	L	111-127			
1/21/14	Brooklyn	L	90-101	4/11/02	Orlando	L	99-101 (OT)	4/13/92	Orlando	L	104-110			
11/3/13	Orlando	W	107-86	4/5/02	New Jersey	L	85-110	12/30/91	New Jersey	L	112-122			
1/28/13	Brooklyn	L	77-97	1/12/02	Orlando	L	85-91	11/16/91	Orlando	W	102-100			
11/30/12	Orlando	L	86-98	1/4/02	New Jersey	W	109-96	4/21/91	Orlando	W	120-110			
11/11/12	Brooklyn	L	74-82	1/11/01	New Jersey	W	101-87	12/1/90	New Jersey	L	92-111			
11/9/12	Orlando	L	68-107	1/2/01	Orlando	L	110-120	4/22/90	New Jersey	W	110-102			
3/16/12	Orlando	W	86-70	12/2/00	New Jersey	W	95-74	1/25/90	New Jersey	W	117-112			
2/22/12	New Jersey	W	108-91	12/1/00	Orlando	W	83-80	1/19/90	Orlando	W	120-105			
				4/14/00	New Jersey	W	96-88	11/4/89	Orlando	L	106-111			



333 E. Trade Street
Charlotte, NC 28202
Phone: (704) 688-8600 • www.hornets.com • @hornets
Eastern Conference – Southeast Division

2023-24 MAGIC SCHEDULE VS. CHARLOTTE HORNETS (ALL TIMES ET)

Sun., Nov. 26 @ Orlando, 6pm Tue., Mar. 19 @ Orlando, 7pm
Tue., Mar. 5 @ Charlotte, 7pm Fri., Apr. 5 @ Charlotte, 7pm

ALL-TIME SERIES: ORLANDO VS. CHARLOTTE HORNETS

Regular Season Record: 59-59 (Magic 32-27 @ home, 27-32 @ Charlotte)

Date	Site	W-L	Score												
3/7/23	Charlotte	W	117-106	11/8/00	Orlando	L	100-106	12/15/12	Charlotte	W	107-98	3/2/00	Orlando	W	104-96
2/5/23	Charlotte	W	119-113	12/23/99	Charlotte	W	110-106	4/25/12	Orlando	W	102-95	12/23/99	Charlotte	W	110-106
11/14/22	Orlando	L	105-112	11/19/99	Orlando	L	92-103	3/6/12	Charlotte	L	84-100	11/19/99	Orlando	L	92-103
10/28/22	Orlando	W	113-93	11/2/99	Charlotte	L	86-100	1/17/12	Orlando	W	96-89	11/2/99	Charlotte	L	86-100
4/7/22	Charlotte	L	101-128	3/26/99	Charlotte	L	82-90	12/30/11	Charlotte	W	100-79	3/26/99	Charlotte	L	82-90
1/14/22	Charlotte	W	116-109	3/23/99	Orlando	W	86-78	4/6/11	Charlotte	W	111-102 (OT)	3/23/99	Orlando	W	86-78
11/24/21	Orlando	L	99-106	3/3/99	Orlando	W	93-76	4/1/11	Orlando	W	89-77	3/3/99	Orlando	W	93-76
10/27/21	Orlando	L	111-120	4/19/98	Charlotte	L	76-89	2/27/11	Orlando	W	100-86	4/19/98	Charlotte	L	76-89
5/7/21	Charlotte	L	112-122	3/13/98	Orlando	L	82-100	11/6/10	Charlotte	W	91-88	3/13/98	Orlando	L	82-100
1/25/21	Orlando	W	117-108	2/28/98	Charlotte	L	80-90	3/14/10	Orlando	L	89-96	2/28/98	Charlotte	L	80-90
1/24/21	Orlando	L	104-107	12/27/97	Orlando	W	96-87	1/23/10	Charlotte	W	106-95 (OT)	12/27/97	Orlando	W	96-87
2/3/20	Charlotte	W	112-100	3/14/97	Orlando	W	86-81	11/16/09	Orlando	W	97-91	3/14/97	Orlando	W	86-81
1/20/20	Charlotte	W	106-83	2/17/97	Charlotte	L	110-124	11/10/09	Charlotte	W	93-81	2/17/97	Charlotte	L	110-124
4/10/19	Charlotte	W	122-114	11/14/96	Orlando	W	96-89	4/15/09	Orlando	W	98-73	11/14/96	Orlando	W	96-89
2/14/19	Orlando	W	127-89	4/21/96	Charlotte	W	103-100	2/20/09	Charlotte	W	92-80	4/21/96	Charlotte	W	103-100
12/31/18	Charlotte	L	100-125	3/8/96	Orlando	W	117-112 (OT)	2/17/09	Orlando	W	107-102 (OT)	3/8/96	Orlando	W	117-112 (OT)
10/19/18	Orlando	L	88-120	3/5/96	Charlotte	W	123-97	11/16/08	Charlotte	W	90-85	3/5/96	Charlotte	W	123-97
4/6/18	Orlando	L	100-137	12/8/96	Orlando	W	105-95	1/16/08	Charlotte	L	93-99	12/8/96	Orlando	W	105-95
2/14/18	Orlando	L	102-104	3/23/95	Orlando	W	105-93	12/29/07	Orlando	W	104-95	3/23/95	Orlando	W	105-93
12/4/17	Charlotte	L	94-104	1/17/95	Orlando	W	109-98	12/14/07	Charlotte	W	103-87	1/17/95	Orlando	W	109-98
10/29/17	Charlotte	L	113-120	12/29/94	Charlotte	L	123-125	11/23/07	Orlando	W	105-92	12/29/94	Charlotte	L	123-125
3/22/17	Orlando	L	102-109	11/9/94	Charlotte	W	130-128 (OT)	3/12/07	Charlotte	L	108-119	11/9/94	Charlotte	W	130-128 (OT)
3/10/17	Charlotte	L	81-121	4/14/94	Orlando	L	108-112	1/5/07	Orlando	W	106-74	4/14/94	Orlando	L	108-112
12/28/16	Orlando	L	101-120	2/27/94	Orlando	W	114-103	12/14/06	Charlotte	L	89-99	2/27/94	Orlando	W	114-103
12/9/16	Charlotte	L	88-109	1/26/94	Charlotte	W	145-120	11/18/06	Orlando	W	97-83	1/26/94	Charlotte	W	145-120
4/13/16	Charlotte	L	103-117	11/11/93	Charlotte	L	87-120	3/21/06	Charlotte	L	102-108	11/11/93	Charlotte	L	87-120
3/16/16	Charlotte	L	99-107	4/7/93	Charlotte	W	109-96	1/20/06	Charlotte	W	104-93	4/7/93	Charlotte	W	109-96
1/22/16	Orlando	L	116-120 (OT)	4/1/93	Orlando	L	93-102	1/7/06	Orlando	W	108-92	4/1/93	Orlando	L	93-102
12/16/15	Orlando	W	113-98	2/11/93	Charlotte	L	107-116	11/15/05	Orlando	W	85-77	2/11/93	Charlotte	L	107-116
3/1/15	Orlando	L	83-98	11/10/92	Orlando	L	108-112	3/24/05	Orlando	L	94-108	11/10/92	Orlando	L	108-112
1/3/15	Orlando	L	90-98	4/7/92	Orlando	W	135-110	3/21/05	Charlotte	L	97-102	4/7/92	Orlando	W	135-110
12/27/14	Charlotte	W	102-94	3/30/92	Charlotte	L	112-123	1/7/05	Orlando	W	111-91	3/30/92	Charlotte	L	112-123
11/21/14	Charlotte	W	105-100	2/22/92	Charlotte	L	110-130	11/6/04	Charlotte	L	100-111	2/22/92	Charlotte	L	110-130
4/4/14	Charlotte	L	80-91	12/7/91	Orlando	L	95-109	3/27/02	Charlotte	L	104-111	12/7/91	Orlando	L	95-109
3/28/14	Orlando	W	110-105 (OT)	12/29/90	Charlotte	L	100-109	3/22/02	Orlando	L	92-106	12/29/90	Charlotte	L	100-109
1/17/14	Orlando	L	101-111	11/3/90	Orlando	L	97-104	11/24/01	Orlando	L	101-103	11/3/90	Orlando	L	97-104
12/11/13	Charlotte	W	92-83	2/27/90	Orlando	W	115-109	11/23/01	Charlotte	W	109-99	2/27/90	Orlando	W	115-109
3/27/13	Charlotte	L	108-114	11/14/89	Charlotte	L	116-130	3/8/01	Charlotte	L	84-97	11/14/89	Charlotte	L	116-130
2/19/13	Orlando	L	92-105					2/6/01	Charlotte	W	109-83				

ALL-TIME PLAYOFF SERIES: ORLANDO VS. CHARLOTTE HORNETS



1901 West Madison Street
Chicago, IL 60612
Phone: (312) 455-4000 • www.bulls.com • @chicagobulls
Eastern Conference – Central Division

2023-24 MAGIC SCHEDULE VS. CHICAGO BULLS (ALL TIMES ET)

Wed., Nov. 15 @ Chicago, 8pm Sat., Feb. 10 @ Orlando, 7pm
Fri., Nov. 17 @ Chicago, 8pm* Sun., Apr. 7 @ Orlando, 6pm
**NBA In-Season Tournament Group Play game*



Cleveland Clinic Courts
6101 Brecksville Road
Independence, OH 44131
Phone: (216) 420-2000 • www.cavs.com • @cavs
Eastern Conference – Central Division

2023-24 MAGIC SCHEDULE VS. CLEVELAND CAVALIERS (ALL TIMES ET)

Mon., Dec. 11 @ Orlando, 7pm Thu., Feb. 22 @ Cleveland, 7pm
Mon., Jan. 22 @ Orlando, 7pm

ALL-TIME SERIES: ORLANDO VS. CHICAGO BULLS

Regular Season Record: 56-65 (Magic 30-29 @ home, 25-36 @ Chicago, 1-0 @ Mexico City)

Date	Site	W-L	Score								
2/13/23	Chicago	W	100-91	4/10/11	Orlando	L	99-102	3/8/00	Orlando	W	103-67
1/28/23	Orlando	L	109-128	3/4/11	Orlando	L	81-89	12/18/99	Chicago	W	83-74
11/18/22	Chicago	W	108-107	1/28/11	Chicago	L	90-99	12/11/99	Orlando	W	108-87
2/1/22	Chicago	L	115-126	12/1/10	Chicago	W	107-78	5/5/99	Chicago	W	103-83
1/23/22	Orlando	W	114-95	3/11/10	Orlando	W	111-82	4/1/99	Chicago	W	115-68
1/3/22	Chicago	L	98-102	2/10/10	Chicago	W	107-87	3/17/99	Orlando	W	103-94
11/26/21	Orlando	L	88-123	1/2/10	Chicago	L	93-101	4/11/98	Chicago	L	78-87
4/14/21	Chicago	W	115-106	3/11/09	Orlando	W	107-79	3/25/98	Orlando	L	70-85
2/6/21	Orlando	L	92-118	2/24/09	Chicago	L	102-120	12/10/97	Orlando	W	106-98
2/5/21	Orlando	W	123-119	12/31/08	Chicago	W	113-94	11/5/97	Chicago	L	81-94
12/23/19	Orlando	W	103-95	11/3/08	Orlando	W	96-93	4/6/97	Orlando	L	94-110
12/22/19	Orlando	L	109-110	4/13/08	Chicago	W	104-84	2/16/97	Chicago	L	89-110
1/2/19	Chicago	W	112-84	4/9/08	Orlando	W	115-83	1/3/97	Chicago	L	89-110
12/21/18	Chicago	L	80-90	1/15/08	Orlando	W	102-88	4/7/96	Orlando	L	86-90
12/13/18	Mexico City W		97-91	12/31/07	Chicago	W	112-110 (OT)	2/25/96	Chicago	L	91-111
3/30/18	Orlando	L	82-90	3/8/07	Orlando	L	76-100	12/13/95	Chicago	L	103-112
2/12/18	Chicago	L	101-105	2/26/07	Chicago	W	94-87	11/14/95	Orlando	W	94-88
12/20/17	Chicago	L	94-112	11/1/06	Orlando	W	109-94	3/24/95	Chicago	W	106-99
11/3/17	Orlando	L	83-105	4/17/06	Orlando	L	112-116 (OT)	2/26/95	Orlando	W	105-103
4/10/17	Chicago	L	75-122	3/28/06	Chicago	W	97-93	1/26/95	Orlando	W	102-99
3/8/17	Orlando	W	98-91	12/7/05	Orlando	L	93-102	1/10/95	Chicago	L	77-109
1/24/17	Orlando	L	92-100	11/29/05	Chicago	L	76-85	4/17/94	Orlando	W	118-101
11/7/16	Chicago	L	80-112	4/15/05	Chicago	L	77-117	3/15/94	Chicago	L	98-108
3/26/16	Orlando	W	111-89	4/6/05	Orlando	W	101-102 (OT)	1/5/94	Orlando	W	105-90
3/2/16	Orlando	W	102-89	1/1/05	Chicago	L	90-105	12/25/93	Chicago	L	93-95
11/1/15	Chicago	L	87-92	4/12/04	Chicago	W	93-84	3/26/93	Chicago	L	86-107
4/8/15	Orlando	W	105-103	3/31/04	Orlando	L	91-109	2/25/93	Orlando	L	106-108
2/8/15	Orlando	L	97-98	12/16/03	Chicago	L	88-102	1/16/93	Chicago	W	128-124 (OT)
1/12/15	Chicago	W	121-114	11/5/03	Orlando	L	100-106	1/12/93	Orlando	L	106-122
11/4/14	Chicago	L	90-98	3/3/03	Chicago	W	104-89	3/21/92	Chicago	W	111-108
4/14/14	Chicago	L	95-108	2/21/03	Orlando	W	110-96	3/14/92	Orlando	L	96-112
1/15/14	Orlando	L	125-128 (3 OT)	1/22/03	Orlando	W	94-91	2/19/92	Orlando	L	99-112
12/16/13	Chicago	W	83-82	12/10/02	Chicago	L	87-107	11/9/91	Chicago	L	76-107
4/15/13	Orlando	L	84-102	3/26/02	Orlando	W	96-82	4/2/91	Chicago	L	102-106
4/13/13	Chicago	L	86-87	2/26/02	Chicago	W	112-97	1/16/91	Orlando	L	88-99
1/2/13	Orlando	L	94-96	12/5/01	Orlando	W	102-74	4/5/90	Chicago	L	104-111
11/6/12	Chicago	L	93-99	3/20/01	Chicago	W	103-95	2/14/90	Orlando	W	135-129 (OT)
3/19/12	Orlando	L	59-85	1/15/01	Orlando	W	113-104	1/5/90	Chicago	L	116-127
3/8/12	Chicago	W	99-94	12/21/00	Orlando	W	99-88	12/20/89	Orlando	W	110-109
1/6/12	Orlando	L	83-97	11/9/00	Chicago	L	90-95	12/14/89	Chicago	L	113-124
				3/20/00	Chicago	W	88-86 (OT)				

ALL-TIME PLAYOFF SERIES: ORLANDO VS. CHICAGO BULLS

Playoff Record: 4-6 (Magic 2-3 @ home, 2-3 @ Chicago)

Date	Site	W-L	Score				
5/27/96	Orlando	L	101-106	5/16/95	Orlando	W	103-95
5/25/96	Orlando	L	67-86	5/14/95	Chicago	L	95-106
5/21/96	Chicago	L	88-93	5/12/95	Chicago	W	110-101
5/19/96	Chicago	L	83-121	5/10/95	Orlando	L	94-104
5/18/95	Chicago	W	108-102	5/7/95	Orlando	W	94-91

ALL-TIME SERIES: ORLANDO VS. CLEVELAND CAVALIERS

Regular Season Record: 59-63 (Magic 37-25 @ home, 22-38 @ Cleveland)

Date	Site	W-L	Score								
4/6/23	Orlando	L	94-118	2/3/12	Orlando	W	102-94	12/23/00	Orlando	W	111-92
4/4/23	Orlando	L	113-117	3/21/11	Cleveland	W	97-86	1/27/00	Cleveland	L	90-102
12/2/22	Cleveland	L	96-107	1/30/11	Orlando	W	103-87	12/22/99	Cleveland	W	103-97
10/26/22	Cleveland	L	92-103	12/28/10	Cleveland	W	110-95	11/5/99	Orlando	L	99-104
4/5/22	Orlando	W	120-115	11/26/10	Orlando	W	111-100	4/8/99	Cleveland	W	73-69
3/28/22	Cleveland	L	101-107	4/11/10	Cleveland	W	98-92	3/25/99	Orlando	W	96-86
11/27/21	Cleveland	L	92-105	2/21/10	Orlando	W	101-95	2/16/99	Cleveland	L	78-90
4/28/21	Cleveland	W	109-104	2/11/10	Cleveland	L	106-115	3/31/98	Cleveland	L	86-93
1/6/21	Orlando	W	105-94	11/11/09	Orlando	L	93-102	3/6/98	Orlando	W	91-89 (OT)
1/4/21	Orlando	W	103-83	4/3/09	Orlando	W	116-87	1/2/98	Orlando	L	71-81
12/6/19	Cleveland	W	93-87	3/17/09	Cleveland	L	93-97	11/19/97	Cleveland	W	96-93 (OT)
11/27/19	Cleveland	W	116-104	1/29/09	Orlando	W	99-88	4/16/97	Cleveland	L	63-78
10/23/19	Orlando	W	94-85	4/5/08	Cleveland	W	101-86	12/23/96	Orlando	W	89-84
3/14/19	Orlando	W	120-91	3/17/08	Orlando	W	104-90	12/4/96	Orlando	L	57-84
3/13/19	Cleveland	L	103-107	2/11/08	Orlando	L	111-118	11/30/96	Cleveland	W	86-82
11/5/18	Orlando	W	102-100	11/14/07	Cleveland	W	117-116 (OT)	4/10/96	Orlando	W	116-104
2/6/18	Orlando	W	116-98	1/22/07	Cleveland	W	90-79	1/6/96	Cleveland	L	94-105
1/18/18	Cleveland	L	103-104	12/23/06	Cleveland	L	83-86	11/3/95	Orlando	W	99-88
1/6/18	Orlando	L	127-131	12/16/06	Orlando	W	81-74	4/11/95	Orlando	W	107-90
10/21/17	Cleveland	W	114-93	3/10/06	Orlando	W	102-73	2/15/95	Cleveland	L	99-100 (OT)
4/4/17	Cleveland	L	102-122	2/21/06	Cleveland	L	92-105	12/7/94	Orlando	W	90-75
3/11/17	Orlando	L	104-116	11/18/05	Cleveland	L	84-102	12/6/94	Cleveland	W	114-97
10/29/16	Cleveland	L	99-105	11/13/05	Orlando	L	100-108 (OT)	3/18/94	Orlando	W	113-96
3/18/16	Orlando	L	103-109	4/11/05	Orlando	L	106-114	1/17/94	Cleveland	L	107-114
1/2/16	Cleveland	L	79-104	3/8/05	Cleveland	L	92-111	1/12/94	Orlando	L	109-118
12/11/15	Orlando	L	76-111	2/5/05	Cleveland	L	92-101	12/4/93	Cleveland	W	87-83
11/23/15	Cleveland	L	103-117	2/1/05	Orlando	W	105-102	4/16/93	Cleveland	L	110-113
3/15/15	Orlando	L	108-123	2/27/04	Orlando	L	107-112 (OT)	2/10/93	Orlando	W	96-87
12/26/14	Orlando	L	89-98	1/26/04	Cleveland	L	98-99	1/28/93	Cleveland	L	113-127
11/24/14	Cleveland	L	74-106	12/25/03	Orlando	W	113-101 (OT)	11/28/92	Orlando	W	95-93
4/2/14	Orlando	L	98-119	3/21/03	Orlando	W	109-85	3/25/92	Orlando	L	96-106
2/19/14	Cleveland	L	93-101	3/2/03	Cleveland	W	102-76	1/30/92	Cleveland	L	98-115
1/2/14	Cleveland	L	81-87	1/29/03	Orlando	W	113-108	1/25/92	Orlando	W	99-96
12/13/13	Orlando	L	100-109	1/21/03	Cleveland	W	103-94	11/29/91	Cleveland	L	104-115
4/7/13	Cleveland	L	85-91	4/4/02	Orlando	W	105-101	4/17/91	Cleveland	L	102-112
2/23/13	Orlando	L	94-118	2/24/02	Cleveland	L	96-111	11/6/90	Orlando	L	95-102
2/8/13	Cleveland	L	108-119	2/5/02	Orlando	W	106-98	4/20/90	Orlando	L	104-118
11/23/12	Orlando	W	108-104	11/3/01	Cleveland	W	99-69	3/18/90	Orlando	L	103-120
4/15/12	Cleveland	W	100-84	4/10/01	Cleveland	L	78-101	2/23/90	Cleveland	L	96-123
3/23/12	Orlando	W	93-80	3/14/01	Cleveland	W	97-87	1/6/90	Orlando	L	112-123
				3/2/01	Orlando	W	120-94	11/8/89	Cleveland	W	117-110 (OT)

ALL-TIME PLAYOFF SERIES: ORLANDO VS. CLEVELAND CAVALIERS

Playoff Record: 4-2 (Magic 3-0 @ home, 1-2 @ Cleveland)

Date	Site	W-L	Score				
5/30/09	Orlando	W	103-90	5/24/09	Orlando	W	99-89
5/28/09	Cleveland	L	102-112	5/22/09	Cleveland	L	95-96
5/26/09	Orlando	W	116-114 (OT)	5/20/09	Cleveland	W	107-106



Henry Ford Detroit Pistons Performance Center
6201 Second Avenue
Detroit, MI 48202
Phone: (313) PISTONS • www.pistons.com • @DetroitPistons
Eastern Conference – Central Division

2023-24 MAGIC SCHEDULE VS. DETROIT PISTONS (ALL TIMES ET)

Sun., Feb. 4 @ Detroit, 3pm Sun., Mar. 3 @ Orlando, 6pm
Sat., Feb. 24 @ Detroit, 8pm

ALL-TIME SERIES: ORLANDO VS. DETROIT PISTONS

Regular Season Record: 53-70 (Magic 37-25 @ home, 16-45 @ Detroit)

Date	Site	W-L	Score								
4/2/23	Orlando	W	128-102	1/24/11	Orlando	L	96-103	11/28/99	Detroit	W	108-99
2/23/23	Orlando	W	108-106	12/3/11	Detroit	W	104-91	11/3/99	Orlando	W	103-94
12/28/22	Detroit	L	101-121	11/30/10	Orlando	W	90-79	4/18/99	Orlando	W	88-81
10/19/22	Detroit	L	109-113	2/17/10	Orlando	W	116-91	4/3/99	Detroit	W	92-77
3/17/22	Orlando	L	120-134	1/31/10	Detroit	W	91-86	3/6/99	Orlando	W	87-82
1/28/22	Orlando	W	119-103	11/6/09	Orlando	W	110-103	2/11/99	Detroit	W	87-81
1/8/22	Detroit	L	92-97	11/3/09	Detroit	L	80-85	4/8/98	Orlando	W	95-87
10/30/21	Detroit	L	103-110	3/9/09	Detroit	L	94-98	1/28/98	Detroit	L	86-91
5/3/21	Detroit	W	119-112	2/27/09	Orlando	L	85-93	11/7/97	Detroit	W	89-84
2/23/21	Orlando	L	93-105	12/29/08	Detroit	L	82-88	4/14/97	Orlando	W	100-91
2/21/21	Orlando	W	105-96	2/19/08	Detroit	W	103-85	2/24/97	Orlando	W	93-84
2/12/20	Orlando	W	116-112 (OT)	1/25/08	Detroit	L	93-101	2/12/97	Detroit	L	87-96
11/25/19	Detroit	L	88-103	1/21/08	Orlando	W	102-100	2/12/96	Detroit	L	85-97
3/28/19	Detroit	L	98-115	11/2/07	Orlando	L	92-116	3/19/96	Orlando	W	113-91
1/16/19	Detroit	L	115-120 (OT)	4/11/07	Detroit	L	99-104	2/7/96	Detroit	L	83-97
12/30/18	Orlando	W	109-107	2/23/07	Orlando	L	89-94	12/23/95	Detroit	W	94-79
11/7/18	Orlando	L	96-103	2/21/07	Detroit	L	88-110	11/27/95	Orlando	W	96-95
3/2/18	Orlando	W	115-106 (OT)	12/8/06	Orlando	L	83-87	4/7/95	Detroit	L	94-104
12/28/17	Orlando	W	102-89	4/7/06	Orlando	W	89-87	4/5/95	Orlando	W	128-125
12/17/17	Detroit	L	110-114	2/10/06	Orlando	L	73-84	1/11/95	Orlando	W	124-107
4/12/17	Orlando	W	113-109	1/3/06	Detroit	L	99-108	1/8/95	Detroit	W	108-88
3/24/17	Orlando	W	115-87	4/13/05	Detroit	L	94-103	4/19/94	Detroit	W	132-104
12/4/16	Detroit	W	98-92	4/8/05	Orlando	L	102-114	4/8/94	Orlando	W	117-103
10/28/16	Detroit	L	82-108	1/18/05	Orlando	W	103-101	12/7/93	Orlando	W	91-89
4/6/16	Orlando	L	104-108	1/14/05	Detroit	L	94-101	11/17/93	Detroit	L	92-98
3/23/16	Detroit	L	102-118	4/10/04	Orlando	L	89-101	3/30/93	Orlando	W	105-91
1/4/16	Detroit	L	89-115	4/6/04	Detroit	L	86-102	2/16/93	Detroit	L	120-124 (OT)
3/27/15	Orlando	L	97-111	2/22/04	Detroit	W	87-86	1/2/93	Orlando	L	97-98
1/21/15	Detroit	L	118-128	11/1/03	Orlando	L	85-96	12/9/92	Detroit	L	103-108
12/30/14	Orlando	L	86-109	2/13/03	Detroit	L	88-98	2/21/92	Orlando	L	100-114
11/17/14	Detroit	W	107-93	1/13/03	Orlando	L	86-101	2/18/92	Detroit	L	95-117
2/5/14	Orlando	W	112-98	12/25/02	Orlando	W	104-99	12/27/91	Detroit	L	94-106
1/28/14	Detroit	L	87-103	3/1/02	Detroit	L	102-110	12/26/91	Orlando	L	100-112
12/27/13	Orlando	W	109-92	2/1/02	Detroit	W	85-83	3/16/91	Detroit	L	99-106
1/27/13	Orlando	L	102-104	12/28/01	Orlando	W	87-78	1/26/91	Orlando	L	81-121
1/22/13	Detroit	L	90-105	11/26/01	Orlando	L	100-105	4/14/90	Detroit	L	107-111
11/21/12	Orlando	W	90-74	3/30/01	Detroit	L	97-100	2/21/90	Detroit	L	109-140
11/16/12	Detroit	W	110-106	3/7/01	Orlando	W	112-102	12/9/90	Orlando	L	113-115
4/9/12	Orlando	W	119-89	3/4/01	Detroit	L	84-93	12/23/89	Detroit	L	100-106
4/3/12	Detroit	L	95-102	12/28/00	Orlando	W	102-96	11/10/89	Orlando	L	121-125
1/2/12	Detroit	L	78-89	3/15/00	Detroit	L	91-113				
				1/3/00	Orlando	L	106-118				

ALL-TIME PLAYOFF SERIES: ORLANDO VS. DETROIT PISTONS

Playoff Record: 7-12 (Magic 5-4 @ home, 2-8 @ Detroit)

Date	Site	W-L	Score				
5/13/08	Detroit	L	86-91	4/26/07	Orlando	L	77-93
5/10/08	Orlando	L	89-90	4/23/07	Detroit	L	90-98
5/7/08	Orlando	W	111-86	4/21/07	Detroit	L	92-100
5/5/08	Detroit	L	93-100	5/4/03	Detroit	L	93-108
5/3/08	Detroit	L	72-91	5/2/03	Orlando	L	88-103
4/28/07	Orlando	L	93-97	4/30/03	Detroit	L	67-98
				4/27/03	Orlando	W	100-92
				4/25/03	Orlando	W	89-80
				4/23/03	Detroit	L	77-89
				4/20/03	Detroit	W	99-94
				4/30/96	Detroit	W	101-98
				4/28/96	Orlando	W	92-77
				4/26/96	Orlando	W	112-92



Chase Center
1 Warriors Way
San Francisco, CA 94158
Phone: (415) 388-0100 • www.warriors.com • @warriors
Western Conference – Pacific Division

2023-24 MAGIC SCHEDULE VS. GOLDEN STATE WARRIORS (ALL TIMES ET)

Tue., Jan. 2 @ Golden State, 10pm
Wed., Mar. 27 @ Orlando, 7pm

ALL-TIME SERIES: ORLANDO VS. GOLDEN STATE WARRIORS

Regular Season Record: 36-32 (Magic 22-11 @ home, 14-20 @ Golden State, 0-1 @ San Jose)

Date	Site	W-L	Score								
1/7/23	Golden State	W	115-101	1/12/12	Golden State	W	117-109	2/7/00	Orlando	W	120-100
11/3/22	Orlando	W	130-129	3/11/11	Golden State	L	120-123 (OT)	1/17/00	Golden State	L	100-113
3/22/22	Orlando	W	94-90	1/3/11	Orlando	W	110-90	3/13/99	Golden State	W	87-74
12/6/21	Golden State	L	95-126	3/3/10	Orlando	W	117-90	3/22/98	Orlando	W	92-83
2/19/21	Orlando	W	124-120	12/5/09	Golden State	W	126-118	12/5/97	Golden State	L	89-104
2/11/21	Golden State	L	105-111	12/22/08	Orlando	W	113-81	3/20/97	Orlando	W	100-95
1/18/20	Golden State	L	95-109	12/15/08	Golden State	W	109-98	3/7/97	San Jose	L	101-108
12/1/19	Orlando	W	100-96	3/8/08	Orlando	L	95-104	12/6/95	Golden State	W	109-107
2/28/19	Orlando	W	103-96	12/3/07	Golden State	W	123-117 (OT)	11/20/95	Orlando	W	101-95
11/26/18	Golden State	L	110-116	1/10/07	Golden State	W	91-76	3/26/95	Orlando	W	132-98
12/1/17	Orlando	L	112-133	12/22/06	Orlando	L	108-117	12/16/94	Golden State	W	131-128 (OT)
11/13/17	Golden State	L	100-110	3/11/06	Orlando	W	103-92	3/22/94	Golden State	L	116-117
3/16/17	Golden State	L	92-122	3/1/06	Golden State	L	94-98	11/23/93	Orlando	W	120-107
1/22/17	Orlando	L	98-118	2/8/05	Orlando	L	109-113	12/5/92	Golden State	L	104-119
3/7/16	Golden State	L	113-119	12/10/04	Golden State	W	113-109	11/19/92	Orlando	W	126-102
2/25/16	Orlando	L	114-130	3/17/04	Golden State	L	85-110	2/3/92	Orlando	L	114-122
12/2/14	Golden State	L	97-98	12/19/03	Orlando	W	119-93	12/14/91	Golden State	L	107-128
11/26/14	Orlando	L	96-111	12/13/02	Orlando	W	111-85	3/25/91	Orlando	W	115-106
3/18/14	Golden State	L	89-103	11/16/02	Golden State	L	92-135	2/26/91	Golden State	W	131-119
12/31/13	Orlando	L	81-94	1/5/02	Orlando	W	118-109	11/30/90	Orlando	L	113-119
12/14/12	Orlando	W	99-85	12/13/01	Golden State	W	105-100	11/20/90	Golden State	L	120-123
12/3/12	Golden State	W	102-94	1/13/01	Orlando	W	111-94	4/3/90	Orlando	L	126-127
				11/12/00	Golden State	W	105-99 (OT)	1/13/90	Golden State	L	127-138

HOUSTON ROCKETS



Toyota Center
1510 Polk Street
Houston, TX 77002
Phone: (713) 758-7200 • www.rockets.com • @HoustonRockets
Western Conference - Southwest Division

2023-24 MAGIC SCHEDULE VS. HOUSTON ROCKETS (ALL TIMES ET)

Wed., Oct. 25 @ Orlando, 7pm
Tue., Apr. 9 @ Houston, 8pm

ALL-TIME SERIES: ORLANDO VS. HOUSTON ROCKETS

Regular Season Record: 31-38 (Magic 19-16 @ home, 12-22 @ Houston)

Date	Site	W-L	Score								
12/21/22	Houston	W	116-110	1/22/11	Houston	W	118-104	2/21/99	Orlando	W	109-83
11/7/22	Orlando	L	127-134	1/7/11	Orlando	W	110-95	3/27/98	Orlando	W	100-75
2/25/22	Orlando	W	119-111	2/24/10	Houston	W	110-92	1/29/98	Houston	W	95-88
12/3/21	Houston	L	116-118	12/23/09	Orlando	W	102-87	3/12/97	Houston	W	96-95
4/18/21	Orlando	L	110-114	4/7/09	Houston	L	83-93	2/2/97	Orlando	W	103-90
1/8/21	Houston	L	90-132	11/22/08	Orlando	L	95-100	1/21/96	Houston	W	97-96
3/8/20	Houston	W	126-106	1/4/08	Orlando	L	94-96	12/25/96	Orlando	W	92-90
12/13/19	Orlando	L	107-130	12/19/07	Houston	W	97-92	3/2/95	Houston	W	107-96
1/27/19	Houston	L	98-103	3/11/07	Houston	L	92-103	11/23/94	Orlando	W	117-94
1/13/19	Orlando	W	116-109	2/25/07	Orlando	L	93-97	3/1/94	Houston	L	85-97
1/30/18	Houston	L	107-114	2/26/06	Orlando	L	84-89	1/10/94	Orlando	W	115-100
1/3/18	Orlando	L	98-116	11/8/05	Houston	W	76-74	3/16/93	Houston	L	93-94
2/7/17	Houston	L	104-128	1/24/05	Houston	L	78-89	11/25/92	Orlando	W	107-94
1/6/17	Orlando	L	93-100	1/20/05	Orlando	L	99-108	4/4/92	Houston	L	101-110
12/23/15	Orlando	W	104-101	1/25/04	Orlando	L	87-99	12/22/91	Orlando	L	94-99
11/4/15	Houston	L	114-119 (OT)	11/8/03	Houston	L	86-96	3/30/91	Orlando	W	114-82
3/17/15	Houston	L	94-107	4/6/03	Houston	L	93-114	3/14/91	Houston	L	95-119
1/14/15	Orlando	W	120-113	1/8/03	Orlando	L	81-91	12/26/90	Orlando	W	109-103
3/5/14	Orlando	L	89-101	4/8/02	Orlando	W	83-74	12/20/90	Houston	L	126-128 (OT)
12/8/13	Houston	L	88-98	2/16/02	Houston	W	109-100	11/8/90	Houston	L	99-103
4/1/13	Houston	L	103-111	2/23/01	Houston	L	95-105	4/8/90	Orlando	L	123-146
3/1/13	Orlando	L	110-118	2/16/01	Orlando	W	108-93	12/17/89	Houston	L	94-109
12/26/11	Orlando	W	104-95	3/24/00	Orlando	W	112-96				
				11/8/99	Houston	W	102-97				

ALL-TIME PLAYOFF SERIES: ORLANDO VS. HOUSTON ROCKETS

Playoff Record: 0-4 (Magic 0-2 @ home, 0-2 @ Houston)

Date	Site	W-L	Score
6/14/95	Houston	L	101-113
6/11/95	Houston	L	103-106
6/9/95	Orlando	L	117-106
6/7/95	Orlando	L	120-118 (OT)

INDIANA PACERS



125 S. Pennsylvania Street
Indianapolis, IN 46204
Phone: (317) 917-2500 • www.pacers.com • @Pacers
Eastern Conference – Central Division

2023-24 MAGIC SCHEDULE VS. INDIANA PACERS (ALL TIMES ET)

Sun., Nov. 19 @ Indiana, 5pm
Sat., Dec. 23 @ Indiana, 7pm
Sun., Mar. 10 @ Orlando, 6pm

ALL-TIME SERIES: ORLANDO VS. INDIANA PACERS

Regular Season Record: 52-71 (Magic 31-30 @ home, 21-40 @ Indiana, 0-1 @ Disney)

Date	Site	W-L	Score								
2/25/23	Orlando	L	108-121	1/24/12	Indiana	W	102-83	1/15/00	Orlando	L	89-96
1/25/23	Orlando	W	126-120	4/13/11	Orlando	W	92-74	11/11/99	Indiana	L	101-116
11/21/22	Indiana	L	102-123	1/26/11	Indiana	W	111-96	4/27/99	Indiana	W	88-87
11/19/22	Indiana	L	113-114	11/12/10	Indiana	W	90-86	4/14/99	Indiana	L	80-83
3/2/22	Orlando	L	114-122 (OT)	4/12/10	Indiana	W	118-98	2/26/99	Orlando	W	103-100 (OT)
2/28/22	Orlando	W	119-103	1/20/10	Orlando	W	109-98	2/20/98	Orlando	W	93-91
2/2/22	Indiana	W	119-118	1/5/10	Indiana	L	90-97	2/10/98	Indiana	L	66-85
4/25/21	Orlando	L	112-131	12/14/09	Orlando	W	106-98	12/26/97	Indiana	L	81-107
4/9/21	Orlando	L	106-111	2/6/09	Indiana	L	102-107	12/20/97	Orlando	L	92-95
1/22/21	Indiana	L	118-120 (OT)	1/27/09	Orlando	W	135-111	2/23/97	Indiana	W	99-90
8/4/20	Disney	L	109-120	2/4/97	Orlando	W	110-96	2/4/97	Orlando	W	111-87
11/23/19	Indiana	L	106-111	11/21/08	Indiana	W	100-98 (OT)	12/18/96	Orlando	L	95-102 (2 OT)
11/10/19	Orlando	L	102-109	3/15/08	Orlando	W	122-111	11/23/96	Indiana	W	76-73
3/30/19	Indiana	W	121-116	2/2/08	Indiana	W	121-115	4/12/96	Orlando	L	101-111
3/2/19	Indiana	W	117-112	12/7/07	Orlando	L	109-115	2/21/96	Indiana	W	99-97
1/31/19	Orlando	W	107-100	3/30/07	Orlando	W	95-87	1/27/96	Indiana	L	79-102
12/7/18	Orlando	L	90-112	12/6/06	Indiana	L	80-94	11/16/95	Orlando	W	89-80
1/27/18	Indiana	L	112-114	11/22/06	Orlando	W	96-91	4/21/95	Orlando	W	110-86
11/27/17	Indiana	L	109-121	11/10/06	Indiana	L	83-93	3/17/95	Indiana	L	97-107
11/20/17	Orlando	L	97-105	4/19/06	Indiana	L	83-89	2/14/95	Orlando	W	111-92
4/8/17	Orlando	L	112-127	3/13/06	Indiana	L	83-97	2/3/95	Indiana	L	106-118
2/1/17	Orlando	L	88-98	11/2/05	Orlando	L	78-90	4/2/94	Indiana	L	113-128
1/1/17	Indiana	L	104-117	4/18/05	Orlando	W	92-88	2/23/94	Orlando	W	103-99
11/14/16	Indiana	L	69-88	2/22/05	Orlando	L	84-108	12/9/93	Indiana	L	105-111
3/31/16	Indiana	W	114-94	1/15/05	Indiana	W	85-84	11/9/93	Orlando	W	104-98
2/21/16	Orlando	L	102-105	11/20/04	Indiana	W	86-83	4/2/93	Indiana	L	102-118
1/6/16	Orlando	L	86-95	3/26/04	Orlando	L	92-107	3/10/93	Orlando	W	119-106
11/9/15	Indiana	L	84-97	1/6/04	Indiana	L	107-114	1/9/93	Orlando	L	88-104
3/10/15	Indiana	L	86-118	12/17/03	Indiana	W	94-90	11/27/93	Indiana	W	130-116
1/25/15	Orlando	L	99-106	11/24/03	Orlando	L	78-89	3/13/92	Orlando	W	98-97
11/28/14	Indiana	L	83-98	4/11/03	Indiana	W	98-86	2/28/92	Indiana	L	109-114
4/16/14	Orlando	L	86-101	1/10/03	Orlando	L	97-101 (OT)	2/11/92	Orlando	L	98-100
2/9/14	Orlando	W	93-92	11/22/02	Indiana	L	70-106	1/17/92	Indiana	W	127-120
2/3/14	Indiana	L	79-98	3/29/02	Orlando	W	114-106	2/20/91	Indiana	L	120-122 (OT)
10/29/13	Indiana	L	87-97	3/5/02	Indiana	L	98-111	11/17/90	Orlando	W	96-89
3/19/13	Indiana	L	73-95	12/26/01	Orlando	L	82-89	4/6/90	Orlando	L	115-123
3/8/13	Orlando	L	86-115	11/2/01	Indiana	L	107-117	1/30/90	Orlando	W	129-111
1/16/13	Orlando	W	97-86	3/25/01	Orlando	W	84-82	12/27/89	Orlando	L	101-106
3/11/12	Orlando	W	107-94	3/21/01	Indiana	L	95-96	12/26/89	Indiana	L	90-98
2/4/12	Indiana	W	85-81	1/30/01	Orlando	W	93-86	12/1/89	Indiana	L	110-125
1/29/12	Orlando	L	85-106	12/25/00	Indiana	L	93-103				
				2/5/00	Orlando	W	107-102				

ALL-TIME PLAYOFF SERIES: ORLANDO VS. INDIANA PACERS

Playoff Record: 5-10 (Magic 4-4 @ home, 1-6 @ Indiana)

Date	Site	W-L	Score								
5/8/12	Indiana	L	87-105	6/4/95	Orlando	W	105-81	5/23/95	Orlando	W	105-101
5/5/12	Orlando	L	99-101	6/2/95	Indiana	L	96-123	5/2/94	Indiana	L	86-99
5/2/12	Orlando	L	74-97	5/31/95	Orlando	W	108-106	4/30/94	Orlando	L	101-103
4/30/12	Indiana	L	78-93	5/29/95	Indiana	L	93-94	4/28/94	Orlando	L	88-89
4/28/12	Indiana	W	81-77	5/27/95	Indiana	L	100-105				
				5/25/95	Orlando	W	119-114				



6951 South Centinela Blvd.
 Playa Vista, CA 90094
 Phone: (310) 862-6000 • www.clippers.com • @LAClippers
 Western Conference – Pacific Division

2023-24 MAGIC SCHEDULE VS. L.A. CLIPPERS (ALL TIMES ET)

Tue., Oct. 31 @ Los Angeles, 10:30pm
 Fri., Mar. 29 @ Orlando, 7pm

ALL-TIME SERIES: ORLANDO VS. L.A. CLIPPERS

Regular Season Record: 32-35 (Magic 18-16 @ home, 14-19 @ Los Angeles)

Date	Site	W-L	Score	Date	Site	W-L	Score
3/18/23	Los Angeles	W	113-108	2/6/12	Orlando	L	102-107 (OT)
12/7/22	Orlando	W	116-111 (OT)	2/8/11	Orlando	W	101-85
1/26/22	Orlando	L	102-111	12/12/10	Los Angeles	W	94-85
12/11/21	Los Angeles	L	104-106	3/9/10	Orlando	W	113-87
3/30/21	Los Angeles	W	103-96	12/8/09	Los Angeles	W	97-86
1/29/21	Orlando	L	90-116	2/4/09	Orlando	W	125-96
1/26/20	Orlando	L	97-112	12/8/08	Los Angeles	W	95-88
1/16/20	Los Angeles	L	95-122	3/12/08	Orlando	W	110-88
1/6/19	Los Angeles	L	96-106	1/9/08	Los Angeles	W	113-106
11/2/18	Orlando	L	95-120	1/2/07	Orlando	W	91-86
3/10/18	Los Angeles	L	105-113	12/3/06	Los Angeles	L	91-116
12/13/17	Orlando	L	95-106	2/1/06	Orlando	L	94-106
1/11/17	Los Angeles	L	96-105	1/10/06	Los Angeles	L	73-90
12/14/16	Orlando	L	108-113	3/16/05	Los Angeles	L	102-110
2/5/16	Orlando	L	93-107	2/15/05	Orlando	W	99-94
12/5/15	Los Angeles	L	101-103	1/31/04	Orlando	L	106-115
12/3/14	Los Angeles	L	86-114	11/15/03	Los Angeles	L	92-95
11/26/14	Orlando	L	90-114	11/14/02	Los Angeles	W	101-80
1/6/14	Los Angeles	L	81-101	11/10/02	Orlando	L	117-120
11/6/13	Orlando	W	98-90	2/21/02	Orlando	W	119-102
2/6/13	Orlando	L	76-86	12/10/01	Los Angeles	L	92-100
1/12/13	Los Angeles	W	104-101	2/14/01	Orlando	W	114-101
				12/11/00	Los Angeles	L	80-92
				2/16/00	Orlando	L	102-107 (OT)
				1/23/00	Los Angeles	W	102-89
				12/6/97	Los Angeles	W	83-79
				11/18/97	Orlando	W	112-94
				4/3/97	Orlando	L	84-110
				3/9/97	Anaheim	W	94-93
				12/29/95	Orlando	W	122-98
				12/5/95	Los Angeles	W	114-105
				12/30/94	Orlando	W	116-105 (OT)
				12/21/94	Los Angeles	W	102-91
				1/19/94	Orlando	W	108-96
				12/15/93	Los Angeles	L	109-110
				3/7/93	Orlando	W	112-95
				12/3/92	Los Angeles	L	104-122
				3/1/92	Orlando	L	96-101
				12/15/92	Los Angeles	L	104-119
				4/9/91	Los Angeles	W	110-100
				3/6/91	Orlando	W	89-86
				1/3/91	Orlando	W	110-108
				11/25/90	Los Angeles	L	91-119
				3/10/90	Los Angeles	L	101-112
				2/3/90	Orlando	L	110-113



UCLA Health Training Center
 2275 E. Mariposa Ave.
 El Segundo, CA 90245
 Phone: (310) 426-6000 • www.lakers.com • @Lakers
 Western Conference – Pacific Division

2023-24 MAGIC SCHEDULE VS. LOS ANGELES LAKERS (ALL TIMES ET)

Mon., Oct. 30 @ Los Angeles, 10:30pm
 Sat., Nov. 4 @ Orlando, 7pm

ALL-TIME SERIES: ORLANDO VS. LOS ANGELES LAKERS

Regular Season Record: 23-45 (Magic 16-19 @ home, 7-26 @ Los Angeles)

Date	Site	W-L	Score	Date	Site	W-L	Score
3/19/23	Los Angeles	L	105-111	1/20/12	Orlando	W	92-80
12/27/22	Orlando	L	110-29	3/14/11	Los Angeles	L	84-97
1/21/22	Orlando	L	105-116	2/13/11	Orlando	W	89-75
12/12/21	Los Angeles	L	94-106	3/7/10	Orlando	W	96-94
4/26/21	Orlando	L	103-114	1/18/10	Los Angeles	L	92-98
3/28/21	Los Angeles	L	93-96	1/16/09	Los Angeles	W	109-103
1/15/20	Los Angeles	W	119-118	12/20/08	Orlando	W	106-103
12/11/19	Orlando	L	87-96	2/8/08	Orlando	L	113-117
11/25/18	Los Angeles	W	108-104	12/2/07	Los Angeles	W	104-97
11/17/18	Orlando	W	130-117	1/12/07	Los Angeles	L	106-109
3/7/18	Los Angeles	L	107-108	12/27/06	Orlando	L	93-106
1/31/18	Orlando	W	127-105	2/28/06	Los Angeles	L	87-102
1/8/17	Los Angeles	L	95-111	12/23/05	Orlando	L	88-104
12/23/16	Orlando	W	109-90	12/12/04	Los Angeles	L	98-105
3/8/16	Los Angeles	L	98-107	11/12/04	Orlando	W	122-113
11/11/15	Orlando	W	101-99	3/15/04	Los Angeles	L	110-113 (OT)
2/6/15	Orlando	W	103-97 (OT)	2/8/04	Orlando	L	96-98
1/9/15	Los Angeles	L	84-101	12/15/02	Los Angeles	L	84-107
3/23/14	Los Angeles	L	94-103	11/27/02	Orlando	W	112-102
1/24/14	Orlando	W	114-105	1/30/02	Orlando	L	93-111
3/12/13	Orlando	L	97-106	11/11/01	Los Angeles	L	95-108
12/2/12	Los Angeles	W	113-103	3/18/01	Orlando	L	90-95
				2/25/01	Los Angeles	L	100-106
				2/18/00	Orlando	L	99-107 (OT)
				12/5/99	Los Angeles	L	100-117
				3/21/99	Orlando	L	104-115
				2/22/98	Orlando	W	96-94
				1/19/98	Los Angeles	L	89-92
				3/23/97	Orlando	W	110-84
				12/6/96	Los Angeles	L	81-92
				3/26/96	Orlando	L	91-113
				3/17/96	Los Angeles	W	98-97
				4/2/95	Los Angeles	L	112-119
				3/8/95	Orlando	W	114-110
				3/20/94	Los Angeles	L	91-97
				12/21/93	Orlando	L	102-109
				2/2/93	Los Angeles	W	110-97
				12/30/92	Orlando	L	93-96
				1/12/92	Los Angeles	L	99-112
				11/26/91	Orlando	L	87-98
				3/10/91	Orlando	L	101-115
				3/1/91	Los Angeles	L	101-115
				1/22/91	Orlando	L	96-116
				11/24/90	Los Angeles	L	89-115
				1/10/90	Los Angeles	L	106-121
				12/10/89	Orlando	W	108-103

ALL-TIME PLAYOFF SERIES: ORLANDO VS. LOS ANGELES LAKERS

Playoff Record: 1-4 (Magic 1-2 @ home, 0-2 @ Los Angeles)

Date	Site	W-L	Score
6/14/09	Orlando	L	86-99
6/11/09	Orlando	L	91-99 (OT)
6/9/09	Orlando	W	108-104
6/7/09	Los Angeles	L	96-101(OT)
6/4/09	Los Angeles	L	75-100



191 Beale Street
 Memphis, TN 38103
 Phone: (901) 205-1234 • www.grizzlies.com • @memgrizz
 Western Conference – Southwest Division

2023-24 MAGIC SCHEDULE VS. MEMPHIS GRIZZLIES (ALL TIMES ET)

Fri., Jan. 26 @ Memphis, 8pm
 Sat., Mar. 30 @ Orlando, 7pm



601 Biscayne Boulevard
 Miami, FL 33132
 Phone: (786) 777-4328 • www.heat.com • @MiamiHEAT
 Eastern Conference – Southeast Division

2023-24 MAGIC SCHEDULE VS. MIAMI HEAT (ALL TIMES ET)

Wed., Dec. 20 @ Orlando, 7pm Sun., Jan. 21 @ Orlando, 6pm
 Fri., Jan. 12 @ Miami, 8pm Tue., Feb. 6 @ Miami, 7:30pm

ALL-TIME SERIES: ORLANDO VS. MEMPHIS GRIZZLIES

Regular Season Record: 25-28 (Magic 17-9 @ home, 4-18 @ Memphis, 4-1 @ Vancouver)

Date	Site	W-L	Score	1/16/15	Orlando	L	96-106	1/25/05	Memphis	L	83-95
3/28/23	Memphis	L	108-113	2/12/14	Orlando	L	81-86	12/4/04	Orlando	W	96-91
1/5/23	Orlando	L	115-123	12/9/13	Memphis	L	85-94	1/3/04	Memphis	L	103-112
3/5/22	Memphis	L	96-124	3/3/13	Orlando	L	82-108	11/12/03	Orlando	L	97-107
2/5/22	Orlando	L	115-135	2/22/13	Memphis	L	82-88	3/24/03	Orlando	L	104-110
5/1/21	Orlando	W	112-111	4/26/12	Memphis	L	76-88	12/27/02	Memphis	L	86-99
4/30/21	Memphis	L	75-92	1/31/11	Memphis	L	97-100	1/19/02	Memphis	W	119-103
3/10/20	Memphis	W	120-115	11/15/10	Orlando	W	89-72	12/3/01	Orlando	W	113-71
11/8/19	Orlando	W	118-86	4/4/10	Orlando	W	107-92	3/16/01	Orlando	W	103-99
3/22/19	Orlando	W	123-119 (OT)	1/25/10	Memphis	L	94-99	12/17/00	Vancouver	W	101-91
3/10/19	Memphis	L	97-105	4/8/09	Orlando	W	81-78	1/22/00	Vancouver	W	85-82
3/3/18	Orlando	W	107-100	10/31/08	Memphis	L	84-86	1/5/00	Orlando	W	116-96
11/1/17	Memphis	W	101-99	1/23/08	Memphis	W	112-85	3/17/98	Orlando	W	99-92
12/26/16	Orlando	W	112-102	12/15/07	Orlando	L	119-123	12/3/97	Vancouver	W	101-97
12/1/16	Memphis	L	94-95	4/7/07	Orlando	W	116-89	3/16/97	Orlando	W	100-89
4/3/16	Orlando	W	119-107	11/20/06	Memphis	L	86-95	12/13/96	Vancouver	L	93-95
1/25/16	Memphis	L	102-108 (OT)	12/2/05	Memphis	L	69-91	3/15/96	Vancouver	W	92-87 (OT)
1/26/15	Memphis	L	94-103	11/4/05	Orlando	L	85-94	11/22/95	Orlando	W	95-93

ALL-TIME SERIES: ORLANDO VS. MIAMI HEAT

Regular Season Record: 58-76 (Magic 34-34 @ home, 24-42 @ Miami)

Date	Site	W-L	Score	3/13/12	Orlando	W	104-98 (OT)	1/27/01	Orlando	L	59-81
4/9/23	Miami	L	110-123	2/19/12	Miami	L	78-90	11/1/00	Miami	L	79-105
3/11/23	Orlando	W	126-114 (OT)	2/8/12	Orlando	W	102-89	4/16/00	Miami	L	84-95
2/11/23	Orlando	L	103-107 (OT)	3/3/11	Miami	W	99-96	3/26/00	Orlando	W	94-69
1/27/23	Miami	L	105-110	2/3/11	Orlando	L	100-104	1/2/00	Miami	L	103-111 (OT)
4/10/22	Orlando	W	125-111	11/24/10	Orlando	W	104-95	12/29/99	Orlando	L	106-109
12/26/21	Miami	L	83-93	10/29/10	Miami	L	70-96	4/22/99	Orlando	L	70-75
12/17/21	Orlando	L	105-115	3/18/10	Miami	W	108-102 (OT)	3/28/99	Orlando	W	94-87
10/25/21	Miami	L	90-107	2/28/10	Orlando	W	96-80	2/28/99	Miami	L	78-84
3/14/21	Orlando	L	97-102	12/17/09	Miami	L	86-104	4/15/98	Miami	W	99-87
3/11/21	Miami	L	103-111	11/25/09	Orlando	L	98-99	3/15/98	Orlando	L	76-79
12/23/20	Orlando	W	113-107	3/30/09	Miami	W	101-95	1/23/98	Miami	L	90-102
3/4/20	Miami	L	113-116	2/22/09	Orlando	W	122-99	11/26/97	Orlando	L	60-84
2/1/20	Orlando	L	89-102	1/24/09	Miami	L	97-103	4/19/97	Orlando	L	88-102
1/27/20	Miami	L	92-113	1/2/09	Orlando	W	86-76	2/26/97	Orlando	W	98-86
1/3/20	Orlando	W	105-85	3/14/08	Miami	W	103-94	1/19/97	Miami	W	99-87
3/26/19	Miami	W	104-99	1/30/08	Orlando	W	107-91	12/26/96	Miami	L	76-96
12/23/18	Orlando	L	91-115	12/28/07	Miami	W	121-114 (OT)	2/28/96	Orlando	W	116-112
12/4/18	Miami	W	105-90	11/24/07	Orlando	W	120-99	2/17/96	Miami	W	95-93
10/17/18	Orlando	W	104-101	4/18/07	Orlando	W	94-68	11/18/95	Miami	L	90-93
2/5/18	Miami	W	111-109	3/18/07	Miami	W	97-83	11/11/95	Orlando	W	94-93
12/30/17	Orlando	L	111-117	12/30/06	Orlando	W	97-68	4/15/95	Miami	L	117-123
12/26/17	Miami	L	89-107	11/24/06	Miami	W	107-104	12/27/94	Orlando	W	103-83
10/18/17	Orlando	W	116-109	4/9/06	Miami	W	93-84	12/9/94	Miami	W	110-96
3/3/17	Orlando	W	110-99	2/15/06	Orlando	L	100-110	11/21/94	Orlando	W	124-89
2/13/17	Miami	W	116-107	2/14/06	Miami	L	93-107	4/9/94	Miami	W	125-105
12/20/16	Miami	W	136-130 (2OT)	11/26/05	Orlando	W	80-77	1/28/94	Orlando	L	97-106
10/26/16	Orlando	L	96-108	4/20/05	Orlando	L	93-98	12/30/93	Miami	W	108-100
4/10/16	Miami	L	96-118	2/27/05	Orlando	L	103-112	11/12/93	Orlando	L	100-115
4/8/16	Orlando	W	112-109	2/26/05	Miami	L	98-101	11/5/93	Miami	W	116-96
3/25/16	Miami	L	97-108	12/19/04	Miami	L	107-117	4/4/93	Miami	L	106-124
12/26/15	Orlando	L	101-108	3/24/04	Orlando	L	90-105	3/23/93	Orlando	W	103-89
4/13/15	Miami	L	93-100	3/9/04	Miami	L	89-100	1/22/93	Orlando	L	104-110
2/25/15	Orlando	L	90-93 (OT)	2/11/04	Orlando	L	98-111	12/26/92	Miami	L	100-106
12/29/14	Miami	W	102-101	1/2/04	Miami	L	101-112	11/6/92	Orlando	W	110-100
11/22/14	Orlando	L	92-99	3/23/03	Miami	W	96-74	4/11/92	Miami	L	101-105
3/1/14	Miami	L	98-112	3/19/03	Orlando	W	109-93	3/28/92	Orlando	L	100-109
1/4/14	Orlando	L	94-110	11/24/02	Orlando	W	77-75	12/23/91	Miami	L	102-113
11/23/13	Miami	L	99-101	10/30/02	Miami	W	100-86	11/30/91	Orlando	W	105-99
11/20/13	Orlando	L	92-120	4/17/02	Orlando	L	89-103	2/2/91	Orlando	W	108-98
4/17/13	Miami	L	93-105	4/12/02	Miami	L	94-99	1/15/91	Miami	L	102-104
3/25/13	Orlando	L	94-108	2/13/02	Miami	L	95-112	3/28/90	Orlando	L	104-109
3/6/13	Miami	L	96-97	1/24/02	Orlando	W	92-87	3/7/90	Miami	L	105-122
12/31/12	Orlando	L	110-112 (OT)	4/18/01	Orlando	L	91-103	12/8/89	Miami	L	114-122 (OT)
3/18/12	Miami	L	81-91	4/15/01	Miami	W	90-73	11/28/89	Orlando	W	104-99

ALL-TIME PLAYOFF SERIES: ORLANDO VS. MIAMI HEAT

Playoff Record: 2-3 (Magic 2-0 @ home, 0-3 @ Miami)

Date	Site	W-L	Score	4/29/97	Orlando	W	88-75
5/4/97	Miami	L	83-91	4/27/97	Miami	L	87-104
5/1/97	Orlando	W	99-91	4/24/97	Miami	L	64-99



Fiserv Forum
1111 Vel R. Phillips Ave.
Milwaukee, WI 53203
Phone: (414) 489-2120 • www.bucks.com • @Bucks
Eastern Conference – Central Division

2023-24 MAGIC SCHEDULE VS. MILWAUKEE BUCKS (ALL TIMES ET)

Sat., Nov. 11 @ Orlando, 6pm Wed., Apr. 10 @ Milwaukee, 8pm
Thu., Dec. 21 @ Milwaukee, 8pm Sun., Apr. 14 @ Orlando, 1pm

ALL-TIME SERIES: ORLANDO VS. MILWAUKEE BUCKS

Regular Season Record: 53-71 (Magic 37-26 @ home, 16-45 @ Milwaukee)

Date	Site	W-L	Score								
3/7/23	Orlando	L	123-134	2/17/12	Orlando	W	94-85	4/17/00	Orlando	L	83-85
3/1/23	Milwaukee	L	117-139	2/11/12	Milwaukee	W	99-94	4/10/00	Milwaukee	L	87-104
12/5/22	Orlando	L	102-109	4/5/11	Orlando	W	78-72	2/27/00	Milwaukee	L	95-102
12/30/21	Orlando	L	118-136	3/16/11	Milwaukee	W	93-89 (OT)	12/15/99	Orlando	L	99-116
12/28/21	Orlando	L	110-127	1/5/11	Orlando	W	97-87	4/20/99	Milwaukee	L	83-95
11/22/21	Milwaukee	L	92-123	12/4/10	Milwaukee	L	85-96	4/9/99	Orlando	W	95-83
11/20/21	Milwaukee	L	108-117	2/2/10	Orlando	W	99-82	2/14/99	Orlando	W	85-82
5/11/21	Milwaukee	L	102-114	12/30/09	Orlando	W	117-92	1/21/98	Orlando	L	84-91
4/11/21	Orlando	L	87-124	11/28/09	Milwaukee	W	100-98	11/28/97	Orlando	W	94-90
1/11/21	Orlando	L	99-121	4/13/09	Milwaukee	L	80-98	11/4/97	Milwaukee	L	76-110
2/8/20	Orlando	L	95-111	3/27/09	Orlando	W	110-94	4/8/97	Milwaukee	W	97-82
12/28/19	Milwaukee	L	100-111	3/18/09	Milwaukee	W	106-80	1/23/97	Orlando	W	96-92
12/9/19	Milwaukee	L	101-110	11/24/08	Orlando	W	108-101	12/21/96	Milwaukee	L	85-103
11/1/19	Orlando	L	91-123	3/28/08	Milwaukee	W	103-86	11/25/96	Orlando	L	88-100
2/9/19	Milwaukee	W	103-83	12/12/07	Milwaukee	L	86-100	4/14/96	Milwaukee	L	101-114
1/19/19	Orlando	L	108-118	10/31/07	Orlando	W	102-83	2/23/96	Milwaukee	W	115-102
10/27/18	Milwaukee	L	91-113	4/9/07	Milwaukee	W	117-94	2/16/96	Orlando	W	121-91
4/9/18	Milwaukee	L	86-102	3/5/07	Orlando	W	99-81	1/12/96	Orlando	W	93-88
3/14/18	Orlando	W	126-117	2/6/07	Milwaukee	L	111-116	2/20/95	Milwaukee	W	152-104
2/10/18	Orlando	L	104-111	1/31/07	Orlando	W	98-73	1/28/95	Orlando	W	107-103
1/10/18	Milwaukee	L	103-110	4/5/06	Orlando	W	108-105	12/23/94	Orlando	W	123-91
1/20/17	Orlando	W	112-96	2/8/06	Milwaukee	L	89-94 (2OT)	11/26/94	Milwaukee	W	113-105
11/27/16	Orlando	L	96-104	12/26/05	Orlando	W	108-93	4/5/94	Orlando	W	104-97
11/21/16	Milwaukee	L	89-93	12/3/05	Milwaukee	L	84-104	2/20/94	Milwaukee	W	109-104
4/11/16	Orlando	W	107-98	4/16/05	Milwaukee	L	103-113	2/4/94	Orlando	L	92-98
4/1/16	Milwaukee	L	110-113	12/29/04	Orlando	L	105-111	1/15/94	Milwaukee	W	113-105
1/26/16	Milwaukee	L	100-107	11/3/04	Orlando	W	93-92	4/13/93	Orlando	W	110-91
11/27/15	Orlando	W	114-90	3/3/04	Orlando	L	97-105	4/10/93	Milwaukee	L	97-108
4/4/15	Milwaukee	W	97-90	2/17/04	Milwaukee	L	104-127	3/5/93	Milwaukee	L	91-109
3/11/15	Milwaukee	L	91-97	1/21/04	Milwaukee	L	102-113	12/28/92	Orlando	W	110-94
1/29/15	Orlando	L	100-115	1/19/04	Orlando	W	106-99	3/6/92	Milwaukee	L	102-124
11/14/14	Orlando	W	101-85	4/16/03	Milwaukee	L	87-93	2/16/92	Orlando	W	118-104
3/10/14	Milwaukee	L	98-105	3/5/03	Orlando	W	111-99	1/19/92	Milwaukee	L	98-108
2/18/14	Milwaukee	L	100-104	12/23/02	Orlando	L	103-108	12/19/91	Milwaukee	L	87-95
1/31/14	Orlando	W	113-102	11/2/02	Milwaukee	W	100-90	2/17/91	Orlando	L	103-111 (OT)
11/13/13	Orlando	W	94-91	3/24/02	Milwaukee	L	85-110	1/18/91	Milwaukee	L	106-125
4/10/13	Orlando	W	113-103 (OT)	3/19/02	Orlando	W	101-91	4/10/90	Orlando	L	127-130
3/17/13	Milwaukee	L	109-115	1/18/02	Milwaukee	L	105-110	3/24/90	Orlando	L	101-109
2/2/13	Milwaukee	L	98-107	4/16/01	Orlando	L	89-101	2/1/90	Milwaukee	L	111-129
3/3/12	Orlando	W	114-98	3/23/01	Milwaukee	L	103-115	12/12/89	Milwaukee	L	103-106
2/20/12	Milwaukee	W	93-90	12/26/00	Milwaukee	L	77-89	11/16/89	Milwaukee	L	113-132
				11/27/00	Orlando	L	95-104				

ALL-TIME PLAYOFF SERIES: ORLANDO VS. MILWAUKEE BUCKS

Playoff Record: 2-7 (Magic 1-1 @ home, 0-2 @ Milwaukee, 1-4 @ Disney)

Date	Site	W-L	Score				
8/29/20	Disney	L	104-118	8/18/20	Disney	W	122-110
8/24/20	Disney	L	106-121	5/1/01	Orlando	L	104-112
8/22/20	Disney	L	107-121	4/28/01	Orlando	W	121-116 (OT)
8/20/20	Disney	L	96-111	4/25/01	Milwaukee	L	96-103
				4/22/01	Milwaukee	L	90-103



600 Hennepin Avenue, Suite 300
Minneapolis, MN 55403
Phone: (612) 673-1600 • www.timberwolves.com • @Timberwolves
Western Conference – Northwest Division

2023-24 MAGIC SCHEDULE VS. MINNESOTA TIMBERWOLVES (ALL TIMES ET)

Tue., Jan. 9 @ Orlando, 7pm
Fri., Feb. 2 @ Minnesota, 8pm

ALL-TIME SERIES: ORLANDO VS. MINNESOTA TIMBERWOLVES

Regular Season Record: 43-24 (Magic 25-9 @ home, 18-15 @ Minnesota)

Date	Site	W-L	Score								
2/3/23	Minnesota	W	127-120	2/13/12	Orlando	W	102-89	12/27/99	Orlando	L	105-107
11/16/22	Orlando	L	108-126	1/15/11	Minnesota	W	108-99	12/2/99	Minnesota	W	103-93
3/11/22	Orlando	W	118-110	11/3/10	Orlando	W	128-86	2/18/98	Orlando	W	115-102
11/1/21	Minnesota	W	115-97	3/26/10	Orlando	W	106-97	2/11/98	Minnesota	W	96-89
5/9/21	Orlando	L	96-128	1/1/10	Minnesota	W	106-94	2/14/97	Minnesota	L	100-104
1/20/21	Minnesota	W	97-96	12/27/08	Minnesota	W	118-94	11/21/96	Orlando	W	90-86
3/6/20	Minnesota	W	132-118	12/3/08	Orlando	W	100-89	12/20/95	Orlando	W	107-100
2/28/20	Orlando	W	136-125	4/11/08	Orlando	L	101-102	11/24/95	Minnesota	W	109-98
2/7/19	Orlando	W	122-112	11/6/07	Minnesota	W	111-103	2/19/95	Minnesota	L	95-100
1/4/19	Minnesota	L	103-120	4/1/07	Orlando	L	104-105 (OT)	1/6/95	Orlando	W	121-99
1/16/18	Orlando	W	108-102	11/11/06	Minnesota	W	109-98	4/20/94	Orlando	W	121-101
11/22/17	Minnesota	L	118-124	3/29/06	Minnesota	L	91-103	1/14/94	Minnesota	L	92-96
1/30/17	Minnesota	L	105-111 (OT)	12/30/05	Orlando	W	107-87	4/9/93	Minnesota	W	95-92
11/9/16	Orlando	L	107-123	3/11/05	Orlando	L	96-101	3/2/93	Orlando	W	108-89
12/1/15	Minnesota	W	96-93	1/12/05	Minnesota	W	87-80	2/5/92	Minnesota	W	109-102
11/18/15	Orlando	W	104-101 (OT)	2/3/04	Minnesota	L	100-113	1/21/92	Orlando	W	105-92
4/3/15	Minnesota	W	97-84	11/7/03	Orlando	L	71-100	2/22/91	Minnesota	W	103-101
11/7/14	Orlando	W	112-103 (OT)	3/27/03	Orlando	W	110-107	2/7/91	Orlando	W	108-103
4/5/14	Orlando	W	100-92	11/1/02	Minnesota	L	105-111	1/9/91	Orlando	L	103-111
10/30/13	Minnesota	L	115-120 (OT)	11/21/01	Orlando	W	117-106	11/11/91	Minnesota	L	81-108
12/17/12	Orlando	W	102-93	11/17/01	Minnesota	L	95-103	4/13/90	Minnesota	L	102-117
11/7/12	Minnesota	L	75-90	3/10/01	Orlando	W	105-93	11/30/89	Orlando	W	103-96
				1/25/01	Minnesota	L	100-109				

NEW ORLEANS PELICANS



5800 Airline Drive
Metairie, LA 70003
Phone: (504) 593-4700 • www.pelicans.com • @PelicansNBA
Western Conference – Southwest Division

2023-24 MAGIC SCHEDULE VS. NEW ORLEANS PELICANS (ALL TIMES ET)

Thu., Mar. 21 @ Orlando, 7pm
Wed., Apr. 3 @ New Orleans, 8pm

ALL-TIME SERIES: ORLANDO VS. NEW ORLEANS PELICANS

Regular Season Record: 25-20 (Magic 12-9 @ home, 11-10 @ New Orleans, 1-1 @ Oklahoma City, 1-0 @ Disney)

Date	Site	W-L	Score
2/27/23	New Orleans	W	101-93
1/20/23	Orlando	W	123-110
3/9/22	New Orleans	W	108-102
12/23/21	Orlando	L	104-110
4/22/21	Orlando	L	100-135
4/1/21	New Orleans	W	115-110 (OT)
8/13/20	Disney	W	133-127
12/15/19	New Orleans	W	130-119
3/20/19	Orlando	W	119-96
2/12/19	New Orleans	W	118-88
12/22/17	Orlando	L	97-111
10/30/17	New Orleans	W	115-99
1/18/17	New Orleans	L	98-118
11/16/16	Orlando	W	89-82
12/28/15	Orlando	W	104-89
11/3/15	New Orleans	W	103-94
2/20/15	Orlando	W	95-84
10/28/14	New Orleans	L	84-101
1/26/14	New Orleans	L	92-100
11/1/13	Orlando	W	110-90
3/4/13	New Orleans	W	105-102
12/26/12	Orlando	L	94-97
1/27/12	New Orleans	L	67-93
2/11/11	Orlando	L	93-99
1/12/11	New Orleans	L	89-92 (OT)
2/26/10	New Orleans	L	93-100
2/8/10	Orlando	W	123-117
2/18/09	New Orleans	L	85-117
12/25/08	Orlando	W	88-68
4/1/08	Orlando	L	97-98
11/19/07	New Orleans	W	95-88
1/16/07	Okla. City	L	78-84 (OT)
12/20/06	Orlando	W	86-83
11/19/05	Orlando	L	95-98
11/9/05	Okla. City	W	88-83
2/13/05	Orlando	W	97-94
11/5/04	New Orleans	W	90-89
1/17/04	New Orleans	L	90-91
12/3/03	New Orleans	L	91-106
12/2/03	Orlando	L	91-100
10/30/03	Orlando	L	98-100
3/26/03	New Orleans	W	97-95
3/15/03	Orlando	W	96-86
2/18/03	Orlando	W	99-94
1/3/03	New Orleans	L	89-100

NEW YORK KNICKS



Madison Square Garden
Two Pennsylvania Plaza
New York, NY 10121-0091
Phone: (212) 465-6471 • www.nyknicks.com • @nyknicks
Eastern Conference – Atlantic Division

2023-24 MAGIC SCHEDULE VS. NEW YORK KNICKS (ALL TIMES ET)

Fri., Dec. 29 @ Orlando, 7pm
Mon., Jan. 15 @ New York, 3pm
Wed., Feb. 14 @ Orlando, 7pm
Fri., Mar. 8 @ New York, 7:30pm

ALL-TIME SERIES: ORLANDO VS. NEW YORK KNICKERBOCKERS

Regular Season Record: 64-62 (Magic 35-28 @ home, 29-34 @ New York)

Date	Site	W-L	Score
3/23/23	Orlando	W	111-106
2/7/23	Orlando	L	98-102
10/24/22	New York	L	102-115
4/3/22	Orlando	L	88-118
11/17/21	New York	W	104-98
10/24/21	New York	W	110-104
10/22/21	Orlando	L	96-121
3/18/21	New York	L	93-94
2/17/21	Orlando	W	107-89
1/18/21	New York	L	84-91
2/6/20	New York	L	103-105
10/30/19	Orlando	W	95-83
4/3/19	Orlando	W	114-100
2/26/19	New York	L	103-108
11/18/18	Orlando	W	131-117
11/11/18	New York	W	115-89
4/3/18	New York	W	97-73
2/22/18	Orlando	L	113-120
12/3/17	New York	W	105-100
11/8/17	Orlando	W	112-99
3/6/17	Orlando	L	105-113
3/1/17	Orlando	L	90-101
1/2/17	New York	W	115-103
12/22/16	New York	L	95-106
2/26/16	New York	L	95-108
12/21/15	New York	W	107-99
11/25/15	Orlando	W	100-91
4/11/15	Orlando	L	79-80
2/11/15	Orlando	W	89-83
1/23/15	New York	L	106-113
11/12/14	New York	W	97-95
2/21/14	Orlando	W	129-121 (2 OT)
12/23/13	Orlando	L	98-103
12/6/13	New York	L	83-121
3/20/13	New York	L	94-106
1/30/13	New York	L	97-113
1/5/13	Orlando	L	106-114
11/13/12	Orlando	L	89-99
4/5/12	Orlando	L	80-96
3/28/12	New York	L	86-108
1/16/12	New York	W	102-93
3/28/11	New York	L	106-113 (OT)
3/23/11	New York	W	111-99
3/1/11	Orlando	W	116-110
12/30/10	Orlando	W	112-103
4/9/10	Orlando	W	118-103
12/2/09	Orlando	W	118-104
11/29/09	New York	W	114-102
4/10/09	Orlando	L	95-105
3/23/09	New York	W	106-102
3/21/09	Orlando	W	110-103
2/25/09	New York	W	114-109
4/6/08	New York	L	90-100
3/1/08	Orlando	W	118-92
12/26/07	Orlando	W	110-96
11/9/07	New York	W	112-102
3/26/07	New York	W	94-89
2/20/07	New York	L	94-100
2/3/07	Orlando	L	86-94
3/22/06	Orlando	W	111-87
1/27/06	New York	L	94-97
12/28/05	Orlando	W	105-95
12/14/05	New York	W	105-90
3/4/05	Orlando	W	111-89
12/27/04	Orlando	L	111-119
12/3/04	New York	W	104-98
1/14/04	New York	L	110-120
12/29/03	Orlando	L	86-114
11/3/03	Orlando	L	68-75
10/29/03	New York	W	85-83 (OT)
3/7/03	Orlando	L	102-111
2/28/03	New York	L	110-118 (2 OT)
1/6/03	Orlando	W	103-100
12/4/02	New York	W	87-85
4/9/02	New York	W	108-97
3/31/02	Orlando	W	97-90
2/12/02	Orlando	W	122-114
12/30/01	New York	W	94-90
4/3/01	New York	L	82-94
2/18/01	Orlando	W	96-88
1/4/01	New York	L	92-95 (OT)
11/21/00	Orlando	L	84-85
4/7/00	Orlando	L	89-96
2/1/00	New York	W	98-77
1/7/00	Orlando	L	84-96
11/27/99	New York	L	96-99
4/6/99	New York	W	81-72
3/18/99	New York	W	86-78
2/5/99	Orlando	W	93-85
3/10/98	New York	L	78-85
2/13/98	Orlando	L	83-99
1/3/98	New York	L	84-88
12/30/97	Orlando	L	79-84
4/4/97	New York	W	93-84
3/30/97	Orlando	L	86-101
12/28/96	New York	L	85-96
11/19/96	Orlando	L	88-92
4/3/96	New York	W	98-85
3/31/96	Orlando	W	98-79
2/1/96	New York	L	102-110
12/22/95	Orlando	W	111-90
4/23/95	New York	L	99-113
2/28/95	Orlando	W	118-106
2/5/95	Orlando	W	103-100 (OT)
12/2/94	Orlando	W	125-100
11/10/94	New York	L	99-101
4/11/94	New York	W	108-100
3/27/94	Orlando	L	90-111
2/6/94	New York	L	77-95
1/21/94	Orlando	W	106-103
1/4/94	New York	L	95-100
3/8/93	New York	L	107-109 (OT)
2/14/93	Orlando	W	102-100 (3 OT)
1/8/93	Orlando	W	95-94
11/21/92	New York	L	77-92
3/24/92	New York	L	117-126
3/17/92	Orlando	L	86-99
1/14/92	Orlando	L	111-115
11/7/91	New York	L	100-128
11/1/91	Orlando	W	106-96
2/5/91	Orlando	W	118-116
12/4/90	New York	W	113-102
3/20/90	New York	W	121-118
2/6/90	Orlando	L	110-117
12/30/89	New York	L	107-113
1/6/89	Orlando	W	118-110

OKLAHOMA CITY THUNDER



9600 N. Oklahoma Avenue
Oklahoma City, OK 73114
Phone: (405) 208-4800 • www.okcthunder.com • @okcthunder
Western Conference – Northwest Division

2023-24 MAGIC SCHEDULE VS. OKLAHOMA CITY THUNDER (ALL TIMES ET)

Sat., Jan. 13 @ Oklahoma City, 8pm
Tue., Feb. 13 @ Orlando, 7:30pm

ALL-TIME SERIES: ORLANDO VS. OKLAHOMA CITY THUNDER

Regular Season Record: 26-42 (Magic 18-16 @ home, 3-12 @ Oklahoma City, 5-14 @ Seattle)

Date	Site	W-L	Score	Date	Site	W-L	Score
1/4/23	Orlando	W	126-115	11/6/00	Orlando	W	110-99
11/1/22	Okla. City	L	108-116	2/29/00	Orlando	W	103-94
3/23/22	Okla. City	L	102-118	2/22/00	Seattle	L	91-127
3/20/22	Orlando	W	90-85	3/4/98	Orlando	W	96-83
1/2/21	Orlando	L	99-108	11/30/97	Seattle	L	81-103
12/29/20	Okla. City	W	118-107	3/4/97	Seattle	W	101-89
1/22/20	Orlando	L	114-120	3/2/97	Orlando	L	101-109
11/5/19	Okla. City	L	94-102	3/13/96	Seattle	L	99-100
2/5/19	Okla. City	L	122-132	11/28/07	Seattle	W	115-93
1/29/19	Orlando	L	117-126	2/2/95	Orlando	L	103-106
2/26/18	Okla. City	L	105-112	12/17/94	Seattle	L	84-124
11/29/17	Orlando	W	121-108	2/18/94	Orlando	W	124-93
3/29/17	Orlando	L	106-114 (OT)	12/14/93	Seattle	L	100-124
11/13/16	Okla. City	W	119-117	3/14/93	Orlando	L	97-105
2/3/16	Okla. City	L	114-117	12/1/92	Seattle	L	102-116
10/30/15	Orlando	L	136-139 (2OT)	1/28/92	Orlando	L	97-102
2/2/15	Okla. City	L	97-104	1/8/91	Seattle	W	104-103
1/18/15	Orlando	L	99-127	4/13/91	Seattle	L	95-105
2/7/14	Orlando	W	103-102	2/14/91	Orlando	L	90-102
12/15/13	Okla. City	L	98-101	12/18/90	Seattle	L	105-122
3/22/13	Orlando	L	89-97	12/7/90	Orlando	W	106-100
3/15/13	Okla. City	L	104-117	3/12/90	Seattle	L	105-130
				2/20/90	Orlando	L	102-117

PHILADELPHIA 76ERS



3 Banner Way
Camden, NJ 08103
Phone: (215) 339-7666 • www.sixers.com • @sixers
Eastern Conference – Atlantic Division

2023-24 MAGIC SCHEDULE VS. PHILADELPHIA 76ERS (ALL TIMES ET)

Wed., Dec. 27 @ Orlando, 7pm
Fri., Apr. 12 @ Philadelphia, 7pm
Fri., Jan. 19 @ Orlando, 7pm

ALL-TIME SERIES: ORLANDO VS. PHILADELPHIA 76ERS

Regular Season Record: 80-49 (Magic 44-19 @ home, 36-29 @ Philadelphia, 0-1 @ Disney)

Date	Site	W-L	Score	Date	Site	W-L	Score
2/1/23	Philadelphia	L	94-105	4/11/11	Philadelphia	W	95-85
1/30/23	Philadelphia	W	119-109	2/9/11	Philadelphia	W	99-95
11/27/22	Orlando	L	103-133	1/19/11	Orlando	W	99-98 (OT)
11/25/22	Orlando	L	99-107	12/18/10	Orlando	L	89-97
3/13/22	Orlando	L	114-116 (OT)	4/14/10	Orlando	W	125-111
1/19/22	Philadelphia	L	110-123	3/22/10	Philadelphia	W	109-93
1/5/22	Orlando	L	106-116	3/1/10	Philadelphia	W	126-105
11/29/21	Philadelphia	L	96-101	10/28/09	Orlando	W	106-120
5/16/21	Philadelphia	L	117-128	2/28/09	Philadelphia	W	106-100
5/14/21	Philadelphia	L	97-122	11/28/08	Philadelphia	W	96-94
12/31/20	Orlando	L	92-116	11/6/08	Orlando	W	98-88
8/7/20	Disney	L	101-108	3/21/08	Orlando	W	113-95
12/27/19	Orlando	W	98-97	2/27/08	Philadelphia	L	89-101
11/13/19	Orlando	W	112-97	2/22/08	Orlando	W	115-99
3/25/19	Orlando	W	119-98	2/1/08	Philadelphia	W	108-106
3/5/19	Philadelphia	L	106-114	4/14/07	Philadelphia	W	104-87
11/14/18	Orlando	W	111-106	12/9/06	Orlando	W	86-84
10/20/18	Philadelphia	L	115-116	11/3/06	Orlando	L	103-105
3/22/18	Orlando	L	98-118	4/15/06	Orlando	W	102-97
2/24/18	Philadelphia	L	105-116	3/24/06	Philadelphia	W	102-86
11/25/17	Philadelphia	L	111-130	1/29/06	Orlando	L	81-89
3/20/17	Orlando	W	112-109 (OT)	1/26/06	Philadelphia	W	119-115 (OT)
2/9/17	Orlando	L	111-112	2/12/05	Philadelphia	L	99-112
12/2/16	Philadelphia	W	105-88	1/22/05	Orlando	W	115-111
11/1/16	Philadelphia	W	103-101	11/27/04	Orlando	W	105-99
2/28/16	Orlando	W	130-116	11/14/04	Philadelphia	L	87-96
2/23/16	Philadelphia	W	124-115	4/14/04	Orlando	W	95-89
1/20/16	Orlando	L	87-96	1/23/04	Philadelphia	W	98-93
11/7/15	Philadelphia	W	105-97	1/12/04	Orlando	L	82-87
2/22/15	Orlando	W	103-98	12/22/03	Philadelphia	L	73-95
12/21/14	Orlando	L	88-96	3/31/03	Orlando	L	113-118 (OT)
11/5/14	Philadelphia	W	91-89	2/14/03	Philadelphia	L	98-99
3/2/14	Orlando	W	92-81	1/12/03	Philadelphia	W	107-105
2/26/14	Philadelphia	W	101-90	10/29/02	Orlando	W	95-88
12/3/13	Philadelphia	L	125-126 (2 OT)	4/14/02	Orlando	L	89-95
11/27/13	Orlando	W	105-94	3/17/02	Philadelphia	W	105-103
3/10/13	Orlando	W	99-91	2/23/02	Orlando	W	105-87
2/26/13	Philadelphia	W	98-84	1/9/02	Philadelphia	W	102-91
2/4/13	Philadelphia	L	61-78	4/12/01	Orlando	W	101-77
4/16/12	Orlando	W	113-100	3/28/01	Philadelphia	W	96-95
4/7/12	Philadelphia	W	88-82	2/2/01	Philadelphia	W	123-117 (2OT)
2/15/12	Orlando	W	103-87	11/3/00	Orlando	L	80-87
1/30/12	Philadelphia	L	69-74	4/9/00	Orlando	W	92-80
				3/19/00	Philadelphia	L	85-89
				1/14/00	Philadelphia	L	100-102
				11/10/99	Orlando	W	110-105
				4/25/99	Philadelphia	L	86-103
				3/15/99	Orlando	W	74-73
				2/6/99	Philadelphia	L	75-95
				4/6/98	Orlando	W	113-92
				3/9/98	Philadelphia	W	88-78
				12/8/97	Orlando	W	95-86
				11/22/97	Philadelphia	W	108-94
				4/1/97	Orlando	L	93-105
				1/31/97	Philadelphia	W	109-99
				11/7/97	Orlando	W	109-88
				11/29/96	Philadelphia	L	91-100
				4/19/96	Philadelphia	W	112-92
				3/4/96	Philadelphia	W	110-97
				2/20/96	Orlando	W	123-104
				1/23/96	Orlando	W	105-90
				4/8/95	Philadelphia	L	99-109
				2/17/95	Orlando	W	129-83
				1/14/95	Orlando	W	91-70
				11/12/94	Philadelphia	W	116-103
				11/5/94	Orlando	W	122-107
				3/11/94	Orlando	W	112-105
				3/9/94	Philadelphia	W	117-101
				1/22/94	Philadelphia	W	121-112
				11/6/93	Orlando	W	114-89
				4/15/93	Philadelphia	L	85-101
				4/6/93	Orlando	W	116-90
				1/18/93	Philadelphia	L	118-124 (OT)
				12/15/92	Orlando	W	119-107
				11/18/92	Philadelphia	W	120-110
				4/15/92	Orlando	W	102-99
				2/26/92	Orlando	W	95-89
				1/31/92	Philadelphia	L	88-112
				11/13/91	Orlando	L	100-121
				11/2/91	Philadelphia	W	122-115
				3/18/91	Philadelphia	L	91-99
				12/11/90	Orlando	L	114-119
				2/26/90	Philadelphia	L	110-129
				2/8/90	Orlando	W	101-99
				1/24/90	Philadelphia	L	103-125
				11/18/89	Orlando	W	116-103

ALL-TIME PLAYOFF SERIES: ORLANDO VS. PHILADELPHIA 76ERS

Playoff Record: 5-5 (Magic 3-2 @ home, 2-3 @ Philadelphia)

Date	Site	W-L	Score	Date	Site	W-L	Score
4/30/09	Philadelphia	W	114-89	4/24/09	Philadelphia	L	94-96
4/28/09	Orlando	W	91-78	4/22/09	Orlando	W	96-87
4/26/09	Philadelphia	W	84-81	4/19/09	Orlando	L	98-100
				5/15/99	Philadelphia	L	91-101
				5/13/99	Philadelphia	L	85-97
				5/11/99	Orlando	W	79-68
				5/9/99	Orlando	L	90-104

PHOENIX SUNS



201 E. Jefferson Street
Phoenix, AZ 85004
Phone: (602) 379-7900 • www.suns.com • @Suns
Western Conference – Pacific Division

2023-24 MAGIC SCHEDULE VS. PHOENIX SUNS (ALL TIMES ET)

Sun., Dec. 31 @ Phoenix, 8pm
Sun., Jan. 28 @ Orlando, 6pm

ALL-TIME SERIES: ORLANDO VS. PHOENIX SUNS

Regular Season Record: 27-40 (Magic 16-18 @ home, 11-22 @ Phoenix)

Date	Site	W-L	Score	Date	Site	W-L	Score	Date	Site	W-L	Score
3/16/23	Phoenix	L	113-116	3/21/12	Orlando	W	103-93	1/31/00	Orlando	L	113-117
11/11/22	Orlando	W	114-97	3/13/11	Phoenix	W	111-88	12/7/99	Phoenix	L	107-110
3/8/22	Orlando	L	99-102	11/18/10	Orlando	W	105-89	1/31/98	Orlando	L	94-96
2/12/22	Phoenix	L	105-132	12/11/09	Phoenix	L	103-106	1/16/98	Phoenix	L	86-111
3/24/21	Orlando	W	112-111	11/4/09	Orlando	W	122-100	3/9/97	Phoenix	L	85-121
2/14/21	Phoenix	L	90-109	3/3/09	Orlando	W	111-99	1/29/97	Orlando	W	112-105
1/10/20	Phoenix	L	94-98	12/12/08	Phoenix	L	112-113	3/10/96	Orlando	W	122-106
12/4/19	Orlando	W	128-114	11/30/07	Phoenix	L	106-110	1/17/96	Phoenix	W	113-95
12/26/18	Orlando	L	120-122 (OT)	11/10/07	Orlando	L	96-106	3/21/95	Orlando	W	126-102
11/30/18	Phoenix	W	99-85	1/13/07	Phoenix	L	101-107	1/22/95	Phoenix	L	110-111 (OT)
3/24/18	Orlando	W	105-99	12/11/06	Orlando	L	89-103	3/13/94	Orlando	L	93-100
11/10/17	Phoenix	W	128-112	3/3/06	Phoenix	L	118-123	12/17/93	Phoenix	W	104-101
3/17/17	Phoenix	W	109-103	1/24/06	Orlando	W	111-102	2/7/93	Phoenix	L	105-121
11/23/16	Orlando	L	87-92	3/26/05	Orlando	L	116-118	12/11/92	Orlando	L	107-108
3/4/16	Orlando	L	84-102	12/13/04	Phoenix	L	100-121	1/10/92	Phoenix	L	107-118
12/9/15	Phoenix	L	104-107	12/8/03	Orlando	W	105-98	12/6/91	Orlando	L	105-122
3/4/15	Orlando	L	100-105	11/20/03	Phoenix	L	89-96	2/27/91	Phoenix	W	124-116
11/30/14	Phoenix	W	93-90	1/24/03	Orlando	L	107-110	1/29/91	Orlando	W	114-112
3/19/14	Phoenix	L	93-109	12/16/02	Phoenix	L	84-87	12/13/90	Phoenix	L	114-125
11/24/13	Orlando	L	96-104	3/13/02	Orlando	W	119-114 (OT)	12/8/90	Orlando	L	109-113
12/9/12	Phoenix	W	98-90	11/14/01	Phoenix	W	93-92	1/21/90	Orlando	L	103-126
11/4/12	Orlando	W	115-94	2/28/01	Phoenix	W	97-91	11/24/89	Phoenix	L	94-121
				2/20/01	Orlando	L	104-110				

PORTLAND TRAIL BLAZERS



One Center Court, Suite 200
Portland, OR 97227
Phone: (503) 234-9291 • www.trailblazers.com • @trailblazers
Western Conference – Northwest Division

2023-24 MAGIC SCHEDULE VS. PORTLAND TRAIL BLAZERS (ALL TIMES ET)

Fri., Oct. 27 @ Portland, 10pm
Mon., Apr. 1 @ Orlando, 7pm

ALL-TIME SERIES: ORLANDO VS. PORTLAND TRAIL BLAZERS

Regular Season Record: 27-40 (Magic 14-19 @ home, 13-21 @ Portland)

Date	Site	W-L	Score	Date	Site	W-L	Score	Date	Site	W-L	Score
3/5/23	Orlando	L	119-122	1/11/12	Portland	W	107-104	2/24/00	Portland	L	92-111
1/10/23	Portland	W	109-106	3/7/11	Orlando	L	86-89	11/17/99	Orlando	L	79-81
2/8/22	Portland	W	113-95	12/9/10	Portland	L	83-97	3/20/98	Orlando	W	102-87
1/17/22	Orlando	L	88-98	1/15/10	Portland	L	87-102	12/2/97	Portland	W	89-88
3/26/21	Orlando	L	105-112	12/19/09	Orlando	W	92-83	2/19/97	Orlando	W	95-84
2/9/21	Portland	L	97-106	12/9/08	Portland	W	109-108	12/10/96	Portland	W	99-93
3/2/20	Orlando	L	107-130	11/10/08	Orlando	L	99-106	3/2/96	Orlando	W	115-89
12/20/19	Portland	L	103-118	1/19/08	Orlando	W	101-94	12/3/95	Portland	L	82-93
11/28/18	Portland	L	112-115	11/26/07	Portland	W	85-74	3/10/95	Orlando	W	97-85
10/25/18	Orlando	L	114-128	2/14/07	Orlando	W	103-91	12/20/94	Portland	W	108-104
12/15/17	Orlando	L	88-95	12/1/06	Portland	W	91-89	12/12/93	Portland	W	103-88
11/15/17	Portland	L	94-99	1/13/06	Portland	L	108-113	12/1/93	Orlando	W	114-106
2/23/17	Orlando	L	103-112	11/25/05	Orlando	W	104-89	2/23/93	Orlando	W	125-107
1/13/17	Portland	W	115-109	3/19/05	Portland	W	97-92	2/5/93	Portland	W	114-106
3/12/16	Portland	L	84-121	11/24/04	Orlando	L	83-8	1/7/92	Portland	L	89-104
12/18/15	Orlando	W	102-94	3/20/04	Portland	L	73-92	12/4/91	Orlando	L	115-124
3/20/15	Orlando	W	111-104	2/24/04	Orlando	L	91-94 (OT)	4/14/91	Portland	L	119-139
1/10/15	Portland	L	92-103	2/4/03	Orlando	L	89-96	4/5/91	Orlando	L	98-115
3/25/14	Orlando	W	95-85	11/20/02	Portland	L	84-98	12/16/90	Portland	L	107-126
1/8/14	Portland	L	94-110	1/11/02	Orlando	L	84-92	12/5/90	Orlando	L	110-119
2/10/13	Orlando	W	110-104	12/15/01	Portland	L	106-117	3/13/90	Portland	L	117-142
1/7/13	Portland	L	119-125 (OT)	12/15/00	Portland	L	96-106	12/4/89	Orlando	L	95-121
				11/19/00	Orlando	L	102-110 (OT)				

SACRAMENTO KINGS



500 David J. Stern Walk
 Sacramento, CA 95814
 Phone: (888) 91-KINGS • www.kings.com • @SacramentoKings
 Western Conference – Pacific Division

2023-24 MAGIC SCHEDULE VS. SACRAMENTO KINGS (ALL TIMES ET)

Wed., Jan. 3 @ Sacramento, 10pm
 Sat., Mar. 23 @ Orlando, 7pm

ALL-TIME SERIES: ORLANDO VS. SACRAMENTO KINGS

Regular Season Record: 30-38 (Magic 17-16 @ home, 12-22 @ Sacramento, 1-0 @ Disney)

Date	Site	W-L	Score	Date	Site	W-L	Score
1/9/23	Sacramento	L	111-136	1/8/12	Sacramento	W	104-97
11/5/22	Orlando	L	123-126 (OT)	2/3/11	Orlando	L	105-111
3/26/22	Orlando	L	110-114 (OT)	1/22/10	Orlando	W	100-84
12/8/21	Sacramento	L	130-142	1/12/10	Sacramento	W	109-88
2/12/21	Sacramento	W	123-112	1/13/09	Sacramento	W	139-107
1/27/21	Orlando	L	107-121	11/1/08	Orlando	W	121-103
8/2/20	Disney	W	132-116	2/24/08	Orlando	W	112-93
1/13/20	Sacramento	W	114-112	1/8/08	Sacramento	L	100-104
1/7/19	Sacramento	L	95-111	3/17/07	Orlando	L	83-95
10/30/18	Orlando	L	99-107	12/4/06	Sacramento	W	92-89
3/9/18	Sacramento	L	88-94	1/21/06	Orlando	W	83-78 (OT)
1/23/18	Orlando	L	99-105	1/15/06	Sacramento	L	100-104
3/13/17	Sacramento	L	115-120	3/15/05	Sacramento	L	94-105
11/3/16	Orlando	W	102-94	3/2/05	Orlando	W	114-111
3/11/16	Sacramento	W	107-100	3/7/04	Orlando	L	90-107
11/21/15	Orlando	L	91-97	11/21/03	Sacramento	L	92-122
3/6/15	Orlando	W	119-114	11/17/02	Sacramento	L	99-101
12/6/14	Sacramento	W	105-96	11/5/02	Orlando	W	125-121
1/10/14	Sacramento	L	83-103	12/11/01	Sacramento	L	100-112
12/21/13	Orlando	L	100-105	11/9/01	Orlando	W	115-105
2/27/13	Orlando	L	101-125	3/13/01	Orlando	L	108-114 (OT)
12/7/12	Sacramento	L	82-91	11/14/00	Sacramento	L	82-96
				1/20/00	Sacramento	L	103-111
				11/30/99	Orlando	L	102-111
				2/22/99	Orlando	W	107-96
				1/14/98	Sacramento	L	96-108
				11/12/97	Orlando	L	89-115
				3/25/97	Orlando	W	114-103
				12/8/96	Sacramento	L	84-91
				2/6/96	Orlando	W	112-102
				12/2/95	Sacramento	L	106-109
				3/28/95	Sacramento	L	106-117
				11/30/94	Orlando	W	114-107
				12/27/93	Orlando	W	122-110
				12/19/93	Sacramento	W	97-91
				2/1/93	Sacramento	W	119-115
				12/17/92	Orlando	W	112-91
				12/12/91	Sacramento	L	100-106
				11/23/91	Orlando	L	93-95
				4/11/91	Sacramento	L	96-104
				2/24/91	Orlando	W	120-90
				1/7/91	Orlando	W	111-83
				12/15/90	Sacramento	L	108-117
				3/1/90	Orlando	L	100-114
				11/21/89	Sacramento	W	115-113

SAN ANTONIO SPURS



1 AT&T Center Parkway
 San Antonio, TX 78219
 Phone: (210) 444-5000 • www.spurs.com • @spurs
 Western Conference – Southwest Division

2023-24 MAGIC SCHEDULE VS. SAN ANTONIO SPURS (ALL TIMES ET)

Wed., Jan. 31 @ San Antonio, 8pm
 Thu., Feb. 8 @ Orlando, 7pm

ALL-TIME SERIES: ORLANDO VS. SAN ANTONIO SPURS

Regular Season Record: 20-49 (Magic 14-20 @ home, 6-29 @ San Antonio)

Date	Site	W-L	Score	Date	Site	W-L	Score
3/14/23	San Antonio	L	114-132	1/18/12	Orlando	L	83-85 (OT)
12/23/22	Orlando	W	133-113	12/23/10	Orlando	W	123-101
11/5/21	Orlando	L	89-102	11/22/10	San Antonio	L	97-106
10/20/21	San Antonio	L	97-123	4/2/10	San Antonio	L	100-112
4/12/21	Orlando	L	97-120	3/17/10	Orlando	W	110-84
3/12/21	San Antonio	L	77-104	1/11/09	San Antonio	W	105-98
2/29/20	San Antonio	L	113-114	12/18/08	Orlando	W	90-78
11/15/19	Orlando	W	111-109	3/25/08	Orlando	L	97-107
12/19/18	Orlando	L	90-129	11/21/07	San Antonio	L	110-128
11/4/18	San Antonio	W	117-110	3/2/07	San Antonio	L	74-98
3/13/18	San Antonio	L	72-108	2/9/07	Orlando	W	106-104
10/27/17	Orlando	W	114-87	4/13/06	San Antonio	W	92-80
2/15/17	Orlando	L	79-107	12/5/05	Orlando	L	85-110
11/29/16	San Antonio	W	95-83	12/22/04	Orlando	W	93-87
2/10/16	Orlando	L	96-98	12/15/04	San Antonio	L	91-94
2/1/16	San Antonio	L	92-107	12/26/03	San Antonio	L	83-98
4/1/15	Orlando	L	91-103	12/5/03	Orlando	L	94-105
2/4/15	San Antonio	L	103-110	4/1/03	San Antonio	L	105-118
3/8/14	San Antonio	L	112-121	1/31/03	Orlando	L	108-109
11/29/13	Orlando	L	91-109	2/3/02	Orlando	L	98-105 (OT)
4/3/13	San Antonio	L	84-98	11/6/01	San Antonio	L	89-104
11/28/12	Orlando	L	89-110	1/20/01	San Antonio	W	112-109 (OT)
3/14/12	San Antonio	L	111-122	1/9/01	Orlando	L	95-112
				4/4/00	Orlando	W	107-97
				1/8/00	San Antonio	L	92-127
				3/10/99	San Antonio	L	79-81
				1/5/98	Orlando	L	69-74
				12/13/97	San Antonio	L	78-107
				3/27/97	San Antonio	L	93-97
				2/28/97	Orlando	W	94-73
				2/4/96	Orlando	W	122-109 (OT)
				1/13/96	San Antonio	L	106-105
				3/12/95	Orlando	W	110-104
				3/3/95	San Antonio	L	111-112
				3/6/94	San Antonio	L	103-111
				12/3/93	Orlando	L	84-94
				3/19/93	San Antonio	L	93-96
				2/28/93	Orlando	L	90-94
				4/3/92	San Antonio	W	113-106 (OT)
				12/29/91	Orlando	L	87-96
				3/28/91	San Antonio	L	95-119
				3/21/91	Orlando	W	105-102
				1/10/91	San Antonio	L	111-117
				1/5/91	Orlando	L	90-107
				1/8/90	Orlando	W	111-102
				12/16/89	San Antonio	L	116-125



OVO Athletic Centre
30 British Columbia Road
Toronto, Ontario M6K 3C3
(416) 815-5400, x.2801 • www.raptors.com • @Raptors
Eastern Conference – Atlantic Division

2023-24 MAGIC SCHEDULE VS. TORONTO RAPTORS (ALL TIMES ET)

Tue., Nov. 21 @ Orlando, 7pm* Sun., Mar. 17 @ Orlando, 6pm
Fri., Mar. 15 @ Toronto, 7:30pm *NBA In-Season Tournament Group Play game

ALL-TIME SERIES: ORLANDO VS. TORONTO RAPTORS

Regular Season Record: 42-56 (Magic 23-22 @ home, 19-30 @ Toronto, 0-1 @ London, 0-1 @ Disney, 0-2 @ Tampa)

Date	Site	W-L	Score	Date	Site	W-L	Score
2/14/23	Toronto	L	113-123	2/23/14	Toronto	L	90-105
12/11/22	Orlando	W	111-99	1/29/14	Toronto	L	83-98
12/9/22	Orlando	W	113-109	1/24/13	Orlando	L	95-97
12/3/22	Toronto	L	108-121	12/29/12	Orlando	L	88-123
4/1/22	Orlando	L	89-102	12/21/12	Toronto	L	90-93
3/4/22	Toronto	W	103-97	11/18/12	Toronto	L	86-97
10/29/21	Toronto	L	109-110	3/26/12	Toronto	W	117-101
4/16/21	Tampa	L	102-113	3/5/12	Toronto	W	92-88
2/2/21	Orlando	L	108-123	1/1/12	Orlando	W	102-96
1/31/21	Tampa	L	102-115	4/3/11	Toronto	L	98-102
8/5/20	Disney	L	99-109	1/21/11	Orlando	W	112-72
11/29/19	Orlando	L	83-90	11/12/10	Orlando	L	106-110
11/20/19	Toronto	L	97-113	1/6/10	Orlando	L	103-108
10/28/19	Toronto	L	95-104	12/16/09	Orlando	W	118-99
4/1/19	Toronto	L	109-121	11/22/09	Toronto	W	104-96
2/24/19	Toronto	W	113-98	11/1/09	Toronto	W	125-116
12/28/18	Orlando	W	116-87	4/1/09	Orlando	L	95-99
11/20/18	Orlando	L	91-93	2/1/09	Toronto	W	113-90
4/8/18	Toronto	L	101-112	1/4/09	Toronto	L	102-108
3/20/18	Orlando	L	86-93	11/18/08	Orlando	W	103-90
2/28/18	Orlando	L	104-117	3/4/08	Orlando	W	102-87
3/27/17	Toronto	L	112-131	2/20/08	Toronto	L	110-127
2/3/17	Orlando	W	102-94	11/7/07	Toronto	W	105-96
1/29/17	Toronto	W	114-113	4/4/07	Orlando	L	108-111
12/18/16	Orlando	L	79-109	3/21/07	Toronto	L	85-92
3/20/16	Toronto	L	100-105	2/7/07	Toronto	L	103-113
1/14/16	London	L	103-106 (OT)	12/13/06	Orlando	L	84-91
11/6/15	Orlando	W	92-87	4/12/06	Orlando	W	103-96
4/10/15	Orlando	L	99-101	1/4/06	Toronto	L	97-121
12/15/14	Toronto	L	82-95	12/19/05	Orlando	L	90-92
11/11/14	Toronto	L	100-104	3/30/05	Orlando	W	108-96
11/1/14	Orlando	L	95-108	3/9/05	Toronto	L	96-106
3/30/14	Orlando	L	93-98	1/3/05	Toronto	L	94-105
				12/1/04	Orlando	W	129-108
				2/4/04	Toronto	L	90-110
				12/21/03	Toronto	W	104-93
				11/28/03	Orlando	L	86-87
				4/9/03	Orlando	W	88-82
				2/16/03	Toronto	L	97-99
				1/19/03	Toronto	W	101-93
				11/12/02	Orlando	L	109-115
				3/10/02	Orlando	W	92-79
				2/27/02	Toronto	W	90-85
				1/27/02	Toronto	L	97-106
				10/30/01	Orlando	W	114-85
				4/6/01	Orlando	L	100-108
				4/1/01	Toronto	W	104-101
				1/23/01	Orlando	W	116-111 (2OT)
				4/19/00	Orlando	W	106-100
				3/17/00	Toronto	L	91-95
				1/12/00	Toronto	L	102-108
				12/17/99	Orlando	W	112-98
				4/23/99	Orlando	L	88-95
				4/19/99	Toronto	L	72-90
				3/5/99	Toronto	W	89-84
				3/29/98	Toronto	W	95-68
				2/27/98	Orlando	L	107-115 (3 OT)
				1/7/98	Toronto	W	83-81
				11/8/97	Orlando	W	96-87
				4/11/97	Toronto	W	105-69
				1/12/97	Toronto	W	88-85
				1/2/97	Orlando	W	96-94 (OT)
				11/16/96	Orlando	W	92-87
				3/29/96	Toronto	W	126-86
				1/3/96	Orlando	W	121-110
				12/17/95	Toronto	L	93-110

ALL-TIME PLAYOFF SERIES: ORLANDO VS. TORONTO RAPTORS

Playoff Record: 5-5 (Magic 3-2 @ home, 2-3 @ Toronto)

Date	Site	W-L	Score	Date	Site	W-L	Score
4/23/19	Toronto	L	96-115	4/13/19	Toronto	W	104-101
4/21/19	Orlando	L	85-107	4/28/08	Orlando	W	102-92
4/19/19	Orlando	L	93-98	4/26/08	Toronto	W	106-94
4/16/19	Toronto	L	82-111	4/24/08	Toronto	L	94-108
				4/22/08	Orlando	W	104-103



1420 S. 500 W.
Salt Lake City, UT 84115
Phone: (801) 325-2500 • www.utahjazz.com • @utahjazz
Western Conference – Northwest Division

2023-24 MAGIC SCHEDULE VS. UTAH JAZZ (ALL TIMES ET)

Thu., Nov. 2 @ Utah, 9pm
Thu., Feb. 29 @ Orlando, 7pm

ALL-TIME SERIES: ORLANDO VS. UTAH JAZZ

Regular Season Record: 24-44 (Magic 14-19 @ home, 9-25 @ Utah, 1-0 @ Mexico City)

Date	Site	W-L	Score	Date	Site	W-L	Score
3/9/23	Orlando	L	124-131	4/21/12	Utah	L	107-117 (OT)
1/13/23	Utah	L	108-112	12/10/10	Utah	L	105-117
2/11/22	Utah	L	99-114	11/10/10	Orlando	L	94-104
11/7/21	Orlando	W	107-100	12/21/09	Orlando	W	104-99
4/3/21	Utah	L	91-137	12/10/09	Utah	L	111-120
2/27/21	Orlando	L	109-124	3/15/09	Orlando	W	105-87
1/4/20	Orlando	L	96-109	12/13/08	Utah	W	103-94
12/17/19	Utah	L	102-109	1/12/08	Utah	L	115-119
1/9/19	Utah	L	93-106	12/21/07	Orlando	L	94-113
12/15/18	Mexico City	W	96-89	3/14/07	Orlando	W	101-90
3/5/18	Utah	L	80-94	11/27/06	Utah	W	88-75
11/18/17	Orlando	L	85-125	3/15/06	Orlando	W	114-108 (OT)
1/14/17	Utah	L	107-114	3/6/06	Utah	L	85-90
11/11/16	Orlando	L	74-87	12/8/04	Utah	W	106-100
12/3/15	Utah	W	103-94	11/17/04	Orlando	W	107-92
11/13/15	Orlando	W	102-93	2/18/04	Orlando	W	90-77
12/19/14	Orlando	L	94-101	11/17/03	Utah	L	88-90
12/5/14	Utah	W	98-93	3/12/03	Orlando	L	108-111
3/22/14	Utah	L	88-89	12/18/02	Utah	W	97-90
12/18/13	Orlando	L	82-86	12/19/01	Orlando	W	98-90
12/23/12	Orlando	L	93-97	11/12/01	Utah	L	98-105
12/5/12	Utah	L	81-87	11/29/00	Orlando	L	86-88
				11/16/00	Utah	L	84-99
				2/25/00	Utah	L	88-96
				12/20/99	Orlando	W	104-102
				1/17/98	Utah	L	93-107
				12/18/97	Orlando	L	73-85
				12/20/96	Orlando	L	93-98
				12/14/96	Utah	L	68-101
				1/19/96	Utah	L	99-111
				12/15/95	Orlando	W	111-99
				3/31/95	Utah	W	101-98
				3/14/95	Orlando	L	95-107
				3/23/94	Utah	W	98-93
				11/16/93	Orlando	W	114-96
				2/8/93	Utah	L	96-108
				12/22/92	Orlando	W	101-98
				12/10/91	Utah	L	103-122
				11/20/91	Orlando	L	102-107
				4/8/91	Utah	L	95-111
				3/4/91	Orlando	L	88-106
				12/22/90	Orlando	L	96-104
				11/21/90	Utah	L	91-106
				11/15/90	Orlando	W	102-99 (OT)
				3/6/90	Orlando	L	101-111
				11/22/89	Utah	W	119-97



1100 Oak Drive SE
 Washington, DC 20032
 Phone: (202) 661-5000 • www.washingtonwizards.com • @WashWizards
 Eastern Conference – Southeast Division

2023-24 MAGIC SCHEDULE VS. WASHINGTON WIZARDS (ALL TIMES ET)

Wed., Nov. 29 @ Orlando, 7pm Tue., Dec. 26 @ Washington, 7pm
 Fri., Dec. 1 @ Orlando, 7pm Wed., Mar. 6 @ Washington, 7pm

ALL-TIME SERIES: ORLANDO VS. WASHINGTON WIZARDS

Regular Season Record: 75-60 (Magic 45-22 @ home, 30-38 @ Washington)

Date	Site	W-L	Score								
3/31/23	Washington	W	116-109	2/1/12	Orlando	W	109-103	3/14/00	Orlando	W	107-98
3/21/23	Orlando	W	122-112	1/4/12	Orlando	W	103-85	3/6/00	Washington	W	87-85
1/21/23	Washington	L	118-138	2/16/11	Orlando	W	101-76	2/9/00	Orlando	W	107-96
12/30/22	Orlando	L	100-119	2/4/11	Washington	W	110-92	11/6/99	Washington	W	107-104
3/30/22	Washington	L	110-127	11/27/10	Washington	W	100-99	4/28/99	Orlando	W	93-86
1/12/22	Washington	L	106-112	10/28/10	Orlando	W	112-83	3/31/99	Washington	L	73-84
1/9/22	Orlando	L	100-102	4/7/10	Orlando	W	121-94	2/17/99	Orlando	W	96-85
11/13/21	Orlando	L	92-104	3/13/10	Washington	W	109-95	4/5/98	Washington	L	85-88
4/7/21	Orlando	L	116-131	2/5/10	Orlando	L	91-92	2/5/98	Orlando	W	93-83
12/27/20	Washington	W	120-113	1/8/10	Washington	L	97-104	11/24/97	Orlando	W	95-87
12/26/20	Washington	W	130-120	3/13/09	Washington	W	112-103	11/15/97	Washington	W	102-91
1/8/20	Orlando	W	123-89	1/6/09	Orlando	W	89-80	4/18/97	Washington	L	93-104
1/1/20	Washington	W	122-101	11/27/08	Washington	W	105-90	1/28/97	Washington	L	82-102
12/31/19	Washington	W	127-120	11/8/08	Orlando	W	106-81	1/21/97	Orlando	W	93-88
11/17/19	Orlando	W	125-121	4/16/08	Orlando	W	103-83	11/1/96	Orlando	L	92-96
3/13/19	Washington	L	90-100	3/19/08	Orlando	L	86-87	4/16/96	Orlando	W	113-95
1/25/19	Orlando	L	91-95	3/5/08	Washington	W	122-92	3/22/96	Washington	W	111-108 (OT)
11/12/18	Washington	L	109-117	11/3/07	Washington	W	94-82	11/25/95	Washington	W	114-112
11/9/18	Washington	W	117-108	4/17/07	Washington	W	95-89	11/6/95	Orlando	W	105-95
4/11/18	Orlando	W	101-92	1/19/07	Orlando	L	93-114	4/19/95	Washington	L	117-123 (OT)
2/3/18	Orlando	L	98-115	12/29/06	Washington	L	111-112	4/17/95	Orlando	W	111-100
1/12/18	Washington	L	119-125	11/6/06	Orlando	W	106-103	12/26/94	Washington	W	128-121 (OT)
12/23/17	Washington	L	103-130	2/6/06	Washington	L	82-94	11/15/94	Orlando	W	122-102
3/5/17	Washington	L	114-115	1/18/06	Orlando	W	106-98	11/4/94	Washington	L	108-110
12/6/16	Washington	W	124-116	11/23/05	Orlando	W	91-83	3/29/94	Orlando	W	120-101
11/25/16	Orlando	L	91-94	11/5/05	Washington	L	79-87	1/29/94	Washington	W	103-99
11/5/16	Orlando	W	88-86	4/1/05	Orlando	L	102-111	1/25/94	Orlando	W	112-89
1/9/16	Orlando	L	99-105	1/29/05	Washington	W	103-97	1/8/94	Orlando	W	112-101
1/1/16	Washington	L	91-103	1/28/05	Orlando	W	108-101	11/27/93	Washington	L	110-112
11/14/15	Washington	L	99-108	11/10/04	Washington	L	96-106	4/20/93	Orlando	W	105-86
10/28/15	Orlando	L	87-88	3/10/04	Orlando	W	108-99	2/26/93	Washington	W	92-91
2/9/15	Washington	L	80-96	1/28/04	Washington	W	104-100	11/12/92	Orlando	W	127-100
12/10/14	Orlando	L	89-91	1/9/04	Orlando	W	103-92	11/7/92	Washington	W	103-98
11/15/14	Washington	L	93-98	12/10/03	Washington	W	95-91	4/16/92	Washington	L	106-119
10/30/14	Orlando	L	98-105	3/11/03	Washington	L	105-106	3/3/92	Orlando	L	93-106
4/11/14	Orlando	L	86-96	1/16/03	Washington	L	93-108	2/2/92	Washington	L	104-114
3/14/14	Orlando	L	101-105 (OT)	12/30/02	Orlando	W	112-95	11/12/91	Washington	W	95-82
2/25/14	Washington	L	106-115	3/6/02	Orlando	W	88-78	11/6/91	Orlando	W	105-88
12/2/13	Washington	L	80-98	2/8/02	Orlando	W	99-96	4/19/91	Orlando	W	112-107
3/29/13	Orlando	W	97-92	3/3/02	Washington	L	102-107 (OT)	1/21/91	Washington	L	119-121
1/14/13	Washington	L	91-120	12/21/01	Orlando	L	75-93	4/17/90	Orlando	L	127-129
12/28/12	Washington	L	97-105	12/1/01	Washington	W	96-87	3/30/90	Washington	L	115-143
12/19/12	Orlando	W	90-83	4/13/01	Washington	L	110-113	3/3/90	Orlando	L	128-132 (2 OT)
4/10/12	Washington	L	85-93	2/7/01	Orlando	W	107-98	2/24/90	Washington	L	124-141
2/29/12	Washington	W	102-95	1/31/01	Washington	W	100-96				
				10/31/00	Orlando	W	97-86				



2023-24 NATIONAL BASKETBALL ASSOCIATION KEY DATES

2023

- September 26 First allowable date for players participating in preseason games in Abu Dhabi, UAE to report to their teams (no earlier than 11 am local time)
- September 27 Training Camps open for all teams participating in preseason games outside North America
- October 2 First allowable date for all other veteran players to report to their teams (no earlier than 11 am local time)
- October 3 NBA Training Camps open
- October 5 NBA Preseason games begin
- October 5 & 7 NBA Abu Dhabi Games, Dallas Mavericks vs. Minnesota Timberwolves, (Abu Dhabi, UAE)
- October 20 NBA Preseason ends
- October 23 Rosters set for NBA Opening Day (5 pm ET)
- October 24 Start of the 2023-24 NBA Regular Season
- October 28 NBA G League Draft
- October 30 – Nov. 9 NBA G League Training Camp
- November 3 In-Season Tournament begins
- November 9 Rosters set for NBA G League Opening Day (5 pm ET)
- November 10 NBA G League Season begins
- November 9 NBA Mexico City Game, Atlanta Hawks vs. Orlando Magic (Mexico City, Mexico)
- December 7 NBA In-Season Tournament Semifinals (Las Vegas, NV)
- December 9 NBA In-Season Tournament Finals (Las Vegas, NV)
- December 19-22 NBA G League Winter Showcase and Showcase Cup Championship Game
- December 27 NBA G League 34-game regular season begins

2024

- January 5 10-day contracts may now be signed
- January 10 All NBA contracts are guaranteed for the remainder of the season
- January 11 NBA Paris Game, Brooklyn Nets vs. Cleveland Cavaliers (Paris, France)
- January 23-27 NBA Rivals Week
- February 8 NBA Trade Deadline (3 pm ET)
- February 16-18 NBA All-Star 2024 (Indianapolis, IN)
- February 16-21 NBA All-Star break
- March 1 Playoff Eligibility Waiver Deadline
- March 30 NBA G League Regular Season ends
- April 2 NBA G League Playoffs begin
- April 14 Regular Season ends
- April 15 Rosters set for NBA Playoffs 2024 (3 pm ET)
- April 16-19 NBA Play-In Tournament
- April 20 NBA Playoffs 2024 begin
- April 28 NBA Early Entry Eligibility Deadline (11:59 pm ET)
- May 6-7 Conference Semifinals begin (possible move up to May 4-5)
- May 12 NBA Draft Lottery 2024 presented by State Farm
- May 13-19 NBA Combine (Chicago, IL)
- May 21-22 Conference Finals begin (possible move up to May 19-20)
- June 6 NBA Finals 2024 Game 1
- June 9 NBA Finals 2024 Game 2
- June 12 NBA Finals 2024 Game 3
- June 14 NBA Finals 2024 Game 4
- June 17 NBA Draft Early Entry Entrant Withdrawal Deadline (5 pm ET)
- June 17 NBA Finals 2024 Game 5 (if necessary)
- June 20 NBA Finals 2024 Game 6 (if necessary)
- June 23 NBA Finals 2024 Game 7 (if necessary)
- June 27 NBA Draft 2024 presented by State Farm

IN-SEASON TOURNAMENT

ORLANDO MAGIC PLACED IN 'EAST GROUP C' FOR FIRST-EVER NBA IN-SEASON TOURNAMENT

Orlando in group with Boston, Brooklyn, Chicago and Toronto

Tournament tips-off Nov. 3; Semifinals and Championship (Dec. 7, 9) takes place in Las Vegas



Orlando, FL – The National Basketball Association (NBA) unveiled details of the NBA In-Season Tournament, a new annual competition for all 30 teams that will debut in the 2023-24 regular season.

The inaugural In-Season Tournament will tip off on **Friday, Nov. 3** in NBA team markets and culminate with the playing of the Semifinals (**Thursday, Dec. 7**) and Championship (**Saturday, Dec. 9**) at T-Mobile Arena in Las Vegas.

The In-Season Tournament will consist of two stages: Group Play and the Knockout Rounds.

GROUP PLAY:

All 30 teams have been randomly drawn into groups of five within their conference based on win-loss records from the 2022-23 regular season. Each team will play four designated Group Play games – one game against each opponent in its group, with two games at home and two on the road – on “Tournament Nights,” which will take place every Tuesday and Friday from Nov. 3-28 (with the exception of Election Day on Tuesday, Nov. 7, when no games will be played). The only NBA games played on Tournament Nights will be Group Play games.

GROUP PLAY DRAW:

To determine each team’s opponents in the Group Play games, the 15 teams in each conference were divided into three groups of five teams via a random drawing.

Before the drawing, each team was placed into a “pot” based on its record from the prior regular season (2022-23). In each conference, one team from each pot was randomly selected into each of the three groups in that conference. The pots were as follows:

- **Pot 1:** The teams with the three best prior-season records in a conference.
- **Pot 2:** The teams with the fourth- through sixth-best prior-season records.
- **Pot 3:** The teams with the seventh- through ninth-best prior-season records.
- **Pot 4:** The teams with the 10th- through 12th-best prior-season records.
- **Pot 5:** The teams with the 13th- through 15th-best prior-season records.

The Orlando Magic will be in **EAST GROUP C**, along with the Boston Celtics, Brooklyn Nets, Chicago Bulls and Toronto Raptors. Orlando’s In-Season Tournament Group Play games are **Tuesday, Nov. 14 @ Brooklyn (7:30 pm ET)**, **Friday, Nov. 17 @ Chicago (8 pm ET)**, **Tuesday, Nov. 21 vs. Toronto (7 pm ET)** and **Friday, Nov. 24 vs. Boston (2:30 pm ET)**.

IN-SEASON TOURNAMENT

NBA IN-SEASON TOURNAMENT GROUPS

WESTERN CONFERENCE			EASTERN CONFERENCE		
WEST GROUP A	WEST GROUP B	WEST GROUP C	EAST GROUP A	EAST GROUP B	EAST GROUP C
Memphis	Denver	Sacramento	Philadelphia	Milwaukee	Boston
Phoenix	L.A. Clippers	Golden State	Cleveland	New York	Brooklyn
L.A. Lakers	New Orleans	Minnesota	Atlanta	Miami	Toronto
Utah	Dallas	Oklahoma City	Indiana	Washington	Chicago
Portland	Houston	San Antonio	Detroit	Charlotte	Orlando

KNOCKOUT ROUNDS:

Eight teams will advance to the Knockout Rounds: the team with the best standing in Group Play games in each of the six groups and two “wild cards” (the team from each conference with the best record in Group Play games that finished second in its group). The Knockout Rounds will consist of single-elimination games in the Quarterfinals (played in NBA team markets on Monday, Dec. 4 and Tuesday, Dec. 5) and Semifinals and Championship (played in Las Vegas on Dec. 7 and Dec. 9, respectively). The Knockout teams will compete for a prize pool and the new In-Season Tournament trophy, the NBA Cup.

In each conference, Quarterfinal games will be hosted by the two teams with the best record in Group Play games, and the team with the best record in Group Play games will host the wild card team.

During the Knockout Rounds on days when In-Season Tournament games are not scheduled (Wednesday, Dec. 6 and Friday, Dec. 8), the 22 teams that do not qualify for the Knockout Rounds will each play two regular season games. The four teams that lose in the Quarterfinals will each play a regular season game on Dec. 8.

PRIZE POOL:

For the 2023-24 season, the In-Season Tournament prize pool will be allocated to the players on the teams that participate in the Knockout Rounds as follows:

- **Players on winning team of Championship: \$500,000 each**
- **Players on losing team of Championship: \$200,000 each**
- **Players on losing team of Semifinals: \$100,000 each**
- **Players on losing team of Quarterfinals: \$50,000 each**

LEAGUE HONORS:

At the conclusion of the In-Season Tournament, the NBA will name the Most Valuable Player of the In-Season Tournament and the All-Tournament Team. Selection will be based on the players’ performance in both Group Play and the Knockout Rounds.

For more information about the NBA In-Season Tournament, visit [NBA.com/inseasontournament](https://www.nba.com/inseasontournament) or the NBA App.

NATIONAL BASKETBALL ASSOCIATION

NBA ENTERTAINMENT
WOMEN'S NATIONAL BASKETBALL ASSOCIATION
NBA G LEAGUE
NBA 2K LEAGUE
BASKETBALL AFRICA LEAGUE



U.S. OFFICES

NEW YORK

Olympic Tower
 645 Fifth Avenue
 New York, NY 10022
 Telephone: (212) 407-8000
 Fax: (212) 832-3861

NEW JERSEY

100 Plaza Drive
 Secaucus, NJ 07094
 Telephone: (201) 865-1500
 Fax: (201) 974-5973

INTERNATIONAL OFFICES

AFRICA

CAIRO

5A Building H, Second Floor
 Unit 3
 New Cairo
 Cairo
 Egypt

JOHANNESBURG

6th Floor
 The Ridge
 1 Discovery Place
 Sandton, 2196
 South Africa

DAKAR

Levels 4 and 5, Serenity Building
 King Fahd Palace Road
 Almadies, Dakar
 Senegal

LAGOS

6th Floor, Landmark Towers
 5B Water Corporation Road
 Oniru, Lagos State
 Nigeria

ASIA-PACIFIC

BEIJING

19th Floor, Office Tower 2, China Central Place
 No. 79 Jianguo Road, Chaoyang District
 Beijing, China 100025
 Telephone: +86-10-5200-8200
 Fax: +86-10-5200-8202

MUMBAI

C-1804, ONE BKC
 G Block, Bandra Kurla Complex
 Bandra East, Mumbai - 400051
 Telephone: +91-22-6124-6100

HONG KONG

Room 3101, Lee Gardens One
 33 Hysan Avenue
 Causeway Bay, Hong Kong
 Telephone: +852-2843-9600
 Fax: +852-2536-4808

SHANGHAI

Unit 2703-2708, 27F, Tower 2 Plaza
 66 1266 Nanjing West Road
 Jing An District
 Shanghai, China 200040
 Telephone: +86-21-6137-2200
 Fax: +86-21-6288-9920

MANILA

Unit 1701, World Plaza Building
 5th Avenue corner 30th Street
 Bonifacio Global City
 Taguig, 1634 Philippines
 Telephone: +632-866-8205

CANADA

TORONTO

16 York Street, Suite 2510
 Toronto, Ontario, Canada M5J 0E6
 Telephone: (416) 682-2000

EUROPE & THE MIDDLE EAST

LONDON

Endeavour House
 189 Shaftesbury Avenue
 London, United Kingdom WC2H 8JR
 Telephone: +44-20-7420-8900

MADRID

47 Leganitos Street 6th Floor
 28013 Madrid, Spain
 Telephone: +34-912-153-573

LATIN AMERICA

RIO DE JANEIRO

Av Borges de Medeiros, 633
 Sala 301 – Leblon
 Rio de Janeiro, RJ, Brazil 22430-041
 Telephone: +55-21-3206-6400
 Fax: +55-21-2586-6001

MEXICO CITY

Av. Prolongacion Paseo de la Reforma
 No. 1236, Piso 6
 Planta Baja Desarrollo Santa Fe
 Cuajimalpa De Morelos, Ciudad De Mexico 05348
 Telephone: +52-55-9171-7700



AUSTIN SPURS

1717 Scottsdale Drive, Suite 155, Cedar Park, TX 78641
Arena: H-E-B Center at Cedar Park
Tel: (512) 236-8333
Media Relations Contact: Loren Leali'ie'e (llealilee@spurs.com)
NBA Affiliation: San Antonio

BIRMINGHAM SQUADRON

950 22nd Street N, Suite 925, Birmingham, AL 35203
Arena: Legacy Arena at the BJCC
Tel: (256) 708-0281
Media Relations Contact: Dawson Boyd (Dawson.Boyd@pelicans.com)
NBA Affiliation: New Orleans

CAPITAL CITY GO-GO

1100 Oak Drive SE, Washington, DC 20032
Arena: Ent. & Sports Arena in Congress Hts.
Tel: (202) 318-5278
Media Relations Contact: Autumn Hair (ahair@monumentalsports.com)
NBA Affiliation: Washington

CLEVELAND CHARGE

1 Center Court, Cleveland, OH, 44115
Arena: Cleveland State University Wolstein Center
Tel: (216) 420-2730
Media Relations Contact: Sean Wyatt (SWyatt@cavs.com)
NBA Affiliation: Cleveland

COLLEGE PARK SKYHAWKS

101 Marietta Street NW, Suite 1100, Atlanta, GA 30303
Arena: Gateway Center Arena at College Park
Tel: (404) 878-3800
Media Relations Contact: Jerome Schwich (Jerome.schwich@cpskyhawks.com)
NBA Affiliation: Atlanta

DELAWARE BLUE COATS

401 Garasches Lane, Wilmington, DE 19801
Arena: Chase Fieldhouse
Tel: (302) 504-7587
Media Relations Contact: Alex Yoh (alexxyoh@76ers.com and BlueCoatsPR@76ers.com)
NBA Affiliation: Philadelphia

GRAND RAPIDS GOLD

130 Fulton Street W, Grand Rapids, MI 49503
Arena: Van Andel Arena
Tel: (844) 847-4653
Media Relations Contact: Shanee Marvin (smarvin@nbagrandrapids.com) and Brittney Whitefield (bwhitefield@nbagrandrapids.com)
NBA Affiliation: Denver

GREENSBORO SWARM

2411 B West Gate City Boulevard, Greensboro, NC 27403
Arena: Fieldhouse at the Greensboro Coliseum Complex
Tel: (336) 907-3608
Media Relations Contact: Haley Winstead (hwinstead@gsswarm.com)
NBA Affiliation: Charlotte

INDIANA MAD ANTS

125 S. Pennsylvania Street Indianapolis, IN 46204
Arena: Gainbridge Fieldhouse
Tel: (260) 702-9561
Media Relations Contact: Dan Vance (dvance@pacers.com)
NBA Affiliation: Indiana

IOWA WOLVES

730 3rd Street, Des Moines, IA 50309
Arena: Wells Fargo Arena
Tel: (515) 564-8550
Media Relations Contact: John Meyer (john.meyer@iawolves.com)
NBA Affiliation: Minnesota

LONG ISLAND NETS

1255 Hempstead Turnpike, Uniondale, New York 11553
Arena: Nassau Coliseum
Tel: (516) 654-8199
Media Relations Contact: Patricia Douglas (pdouglas@bseglobal.net)
NBA Affiliation: Brooklyn

MAINE CELTICS

550 Forest Avenue, Portland, ME 04012
Arena: Portland Exposition Building
Tel: (207) 835-6765
Media Relations Contact: Evans Boston (EBoston@maineceltics.com)
NBA Affiliation: Boston

MEMPHIS HUSTLE

191 Beale Street, Memphis, TN 38103
Arena: Landers Center
Tel: (901) 205-1234
Media Relations Contact: Brandon Abraham (BAbraham@grizzlies.com)
NBA Affiliation: Memphis

MEXICO CITY CAPITANES

Av. de las Granjas 800, Santa Barbara, Azcapotzalco, 02230, Mexico City, Mexico
Arena: Arena Ciudad de México
Tel: +52 55 6414 6100
Media Relations Contact: Adriana Barrón (abarron@capitanes.mx)
NBA Affiliation: None

MOTOR CITY CRUISE

1290 West Warren Avenue, Detroit, MI 48201
Arena: Wayne State Fieldhouse
Tel: (417) 331-0002
Media Relations Contact: Brody Hickle (bhickle@pistons.com)
NBA Affiliation: Detroit

NBA G LEAGUE IGNITE

200 S Green Valley Parkway, Henderson, NV 89012
Arena: The Dollar Loan Center
Tel: (859) 489-5761
Media Relations Contact: Dermonte Bond (dbond@nba.com)
NBA Affiliation: None

OKLAHOMA CITY BLUE

208 Thunder Drive, Oklahoma City, OK 73102
Arena: Paycom Center
Tel: (405) 208-4800
Media Relations Contact: Cole Terlip (cterlip@okcthunder.com)
NBA Affiliation: Oklahoma City

ONTARIO CLIPPERS

1212 Flower Street, Los Angeles, CA 90015
Arena: Toyota Arena
Tel: (909) 406-9090
Media Relations Contact: Cooper Dzierzanowski (cdzierzanowski@clippers.com)
NBA Affiliation: LA Clippers

OSCEOLA MAGIC

1875 Silver Spur Lane, Kissimmee, FL 34744
Arena: Silver Spurs Arena
Tel: (407) 447-2140
Media Relations Contact: Comron Fouladi (cfouladi@osceolamagic.com)
NBA Affiliation: Orlando

RAPTORS 905

5600 Rose Cherry Place, Mississauga, ON L4Z4B6
Arena: Paramount Fine Foods Centre
Tel: (416) 815-5600
Media Relations Contact: Safia Hersi (SHersi@raptors905.com)
NBA Affiliation: Toronto

RIO GRANDE VALLEY VIPERS

4421 N. McColl Road, McAllen, TX 78504
Arena: Bert Ogden Arena
Tel: (956) 843-0072
Media Relations Contact: Juanita Maldonado (juanita@rgvipers.com)
NBA Affiliation: Houston

RIP CITY REMIX

1 Center Court Suite 200, Portland, OR 97277
Arena: Chiles Center
Tel: (503) 235-8771
Media Relations Contact: Hunter Hippel (hunter.hippel@ripcity.com)
NBA Affiliation: Portland

SALT LAKE CITY STARS

3200 S Decker Lake Drive, West Valley City, UT 84119
Arena: Maverik Center
Tel: (801) 325-7827
Media Relations Contact: Megan Zipfel (megan.zipfel@utahjazz.com)
NBA Affiliation: Utah

SANTA CRUZ WARRIORS

903 Pacific Avenue, Suite 101, Santa Cruz, CA 95060
Arena: Kaiser Permanente Arena
Tel: (503) 704-6328
Media Relations Contact: Anna Burleson (aburleson@warriors.com)
NBA Affiliation: Golden State

SIOUX FALLS SKYFORCE

2131 South Minnesota Avenue, Sioux Falls, SD 57105
Arena: Sanford Pentagon
Tel: (605) 332-0605
Media Relations Contact: Nick Robinson (nick@skyforceonline.com)
NBA Affiliation: Miami

SOUTH BAY LAKERS

2275 East Mariposa Avenue, El Segundo, CA 90245
Arena: UCLA Health Training Center
Tel: (310) 426-6000
Media Relations Contact: Cole Knox (cknox@sb-lakers.com)
NBA Affiliation: Los Angeles Lakers

STOCKTON KINGS

400 East Main Street, Suite 760 Stockton, CA 95202
Arena: Stockton Arena
Tel: (888) 564-7209
Media Relations Contact: Shannon Malone Mazibuko (Smalone@kings.com)
NBA Affiliation: Sacramento

TEXAS LEGENDS

2601 Avenue of the Stars, Suite 300, Frisco, TX 75034
Arena: Comerica Center
Tel: (214) 469-0822
Media Relations Contact: Britney Wynn (bwynn@texlegends.com)
NBA Affiliation: Dallas

WESTCHESTER KNICKS

711 Old Saw Mill River Road, Tarrytown, NY 10591
Arena: Westchester County Center
Tel: (212) 485-7116
Media Relations Contact: Derek Lapinski (Derek.Lapinski@msgsports.com)
NBA Affiliation: New York

WINDY CITY BULLS

5333 Prairie Stone Parkway, Hoffman Estates, IL 60192
Arena: NOW Arena
Tel: (847) 396-7070
Media Relations Contact: Hayden Garrett (hgarrett@bulls.com)
NBA Affiliation: Chicago

WISCONSIN HERD

549 High Avenue, Oshkosh, WI 54901
Arena: Oshkosh Arena
Tel: (920) 233-4374
Media Relations Contact: Jamie Winsted (jamie.winsted@wisconsinherd.com)
NBA Affiliation: Milwaukee



On April 11, 2023, the Orlando Magic announced that it will relocate its NBA G League affiliate to Kissimmee, Fla., and it will be rebranded as the Osceola Magic. Their new home will be in Osceola Heritage Park, beginning play at Silver Spurs Arena in November 2023.

“We are excited to bring the Magic and NBA G League basketball to Osceola County, Kissimmee and Osceola Heritage Park,” said Orlando Magic CEO and Osceola Magic Managing Partner Alex Martins. “We would like to thank Osceola County Chairwoman Viviana Janer, County Manager Don Fisher and Osceola

Heritage Park General Manager Robb Larson in assisting us in making this move a reality. We look forward to being an invested community partner in Kissimmee and Osceola County.”

The NBA G League is the NBA’s official developmental league, preparing players, coaches, officials, trainers and front office staff for careers in the NBA, while acting as the league’s research and developmental laboratory. The NBA G League features 31 teams – 29 with one-to-one affiliations with NBA franchises.

“Osceola County’s strategic planning continues to attract top tier organizations that share in our vision for the community,” said Janer. “We are honored to have the Osceola Magic make their new home at OHP. When it comes to sports and entertainment, we already host many premium events and organizations. Today, I’m proud that the Orlando Magic organization is joining the list of marquee partners that call Osceola County and Osceola Heritage Park their home. We look forward to cheering on our new team and welcoming fans from all over to experience the magic of Osceola County.”

“We’re thrilled to welcome the Osceola Magic to our community and to Osceola Heritage Park,” said Larson. “This partnership will not only bring exciting professional basketball games to Osceola County, but also provide opportunities to local businesses and tourism. We look forward to working closely with the team to create a memorable experience for fans and players alike.”

During the 2022-23 campaign, 49 G League players earned NBA Call-Ups, and the league saw its 900th Call-Up of all-time, as well as its 700th different player called up since the league was established in 2001. Throughout the NBA season, at least 54% of players on NBA rosters had G League experience, with that number reaching as high as 58% during 2022-23 play. In 2022-23, seven members of the Orlando Magic spent time in the G League with their affiliate.

The Orlando Magic’s G League affiliate captured the 2021 NBA G League championship.


For information about tickets, merchandising and much more, visit OsceolaMagic.com. You can also follow us on Instagram, Facebook, and X - @OsceolaMagic.



Hans Steinbrenner
President



Kevin Tiller
General Manager



Dylan Murphy
Head Coach



Trent Pennington
Assistant General Manager

NBA EASTERN CONFERENCE

SOUTHEAST DIVISION	W	L	PCT	GB	HOME	ROAD	LAST-10	STREAK
Miami	44	38	.537	-	27-14	17-24	6-4	Won 1
Atlanta	41	41	.500	3	24-17	17-24	5-5	Lost 2
Washington	35	47	.427	9	19-22	16-25	3-7	Lost 1
Orlando	34	48	.415	10	20-21	14-27	5-5	Lost 4
Charlotte	27	55	.329	17	13-28	14-27	5-5	Won 1

ATLANTIC DIVISION	W	L	PCT	GB	HOME	ROAD	LAST-10	STREAK
Boston	57	25	.695	-	32-9	25-16	8-2	Won 3
Philadelphia	54	28	.659	3	29-12	25-16	5-5	Won 2
New York	47	35	.573	10	23-18	24-17	5-5	Lost 2
Brooklyn	45	37	.549	12	23-18	22-19	6-4	Lost 1
Toronto	41	41	.500	16	27-14	14-27	6-4	Won 1

CENTRAL DIVISION	W	L	PCT	GB	HOME	ROAD	LAST-10	STREAK
Milwaukee	58	24	.707	-	32-9	26-15	6-4	Lost 2
Cleveland	51	31	.622	7	31-10	20-21	7-3	Lost 1
Chicago	40	42	.488	18	22-19	18-23	6-4	Won 2
Indiana	35	47	.427	23	20-21	15-26	3-7	Won 1
Detroit	17	65	.207	41	9-32	8-33	1-9	Lost 1

NBA WESTERN CONFERENCE

SOUTHWEST DIVISION	W	L	PCT	GB	HOME	ROAD	LAST-10	STREAK
Memphis	51	31	.622	-	35-6	16-25	6-4	Lost 1
New Orleans	42	40	.512	9	27-14	15-26	7-3	Lost 1
Dallas	38	44	.463	13	23-18	15-26	2-8	Lost 2
Houston	22	60	.268	29	14-27	8-33	4-6	Won 3
San Antonio	22	60	.268	29	14-27	8-33	3-7	Won 1

NORTHWEST DIVISION	W	L	PCT	GB	HOME	ROAD	LAST-10	STREAK
Denver	53	29	.646	-	34-7	19-22	5-5	Won 1
Minnesota	42	40	.512	11	22-19	20-21	7-3	Won 3
Oklahoma City	40	42	.488	13	24-17	16-25	4-6	Won 2
Utah	37	45	.451	16	23-18	14-27	2-8	Lost 1
Portland	33	49	.402	20	17-24	16-25	1-9	Lost 4

PACIFIC DIVISION	W	L	PCT	GB	HOME	ROAD	LAST-10	STREAK
Sacramento	48	34	.585	-	23-18	25-16	5-5	Lost 3
Phoenix	45	37	.549	3	28-13	17-24	7-3	Lost 2
L.A. Clippers	44	38	.537	4	23-18	21-20	6-4	Won 3
Golden State	44	38	.537	4	33-8	11-30	8-2	Won 3
L.A. Lakers	43	39	.524	5	23-18	20-21	8-2	Won 2

TEAM	— HOME ATTENDANCE —			— ROAD ATTENDANCE —		
	GAMES	TOTAL	AVG	GAMES	TOTAL	AVG
Atlanta Hawks	41	719,787	17,556	41	740,177	18,053
Boston Celtics	41	785,396	19,156	41	772,066	18,831
Brooklyn Nets	41	724,439	17,669	41	750,800	18,312
Charlotte Hornets	41	702,052	17,123	41	739,344	18,033
Chicago Bulls	41	841,632	20,528	41	747,996	18,244
Cleveland Cavaliers	41	796,712	19,432	41	741,821	18,093
Dallas Mavericks	41	827,282	20,178	41	743,677	18,138
Denver Nuggets	41	788,635	19,235	41	722,748	17,628
Detroit Pistons	41	759,715	18,530	41	732,509	17,866
Golden State Warriors	41	740,624	18,064	41	807,969	19,707
Houston Rockets	41	668,865	16,314	41	724,777	17,677
Indiana Pacers	41	641,562	15,648	41	733,937	17,901
Los Angeles Clippers	41	720,543	17,574	41	722,652	17,626
Los Angeles Lakers	41	763,168	18,614	41	769,874	18,777
Memphis Grizzlies	41	707,836	17,264	41	744,666	18,163
Miami Heat	41	807,190	19,688	41	753,129	18,369
Milwaukee Bucks	41	718,786	17,531	41	750,138	18,296
Minnesota Timberwolves	41	687,510	16,769	41	717,468	17,499
New Orleans Pelicans	41	687,691	16,773	41	738,885	18,022
New York Knickerbockers	41	795,110	19,393	41	757,168	18,468
Oklahoma City Thunder	41	636,903	15,534	41	737,091	17,978
Orlando Magic	41	728,405	17,766	41	739,973	18,048
Philadelphia 76ers	41	839,261	20,470	41	734,346	17,911
Phoenix Suns	41	699,911	17,071	41	750,057	18,294
Portland Trail Blazers	41	767,374	18,716	41	729,667	17,797
Sacramento Kings	41	715,491	17,451	41	718,899	17,534
San Antonio Spurs	41	694,434	16,937	41	723,645	17,650
Toronto Raptors	41	811,261	19,787	41	727,994	17,756
Utah Jazz	41	746,446	18,206	41	733,128	17,881
Washington Wizards	41	710,481	17,329	41	727,901	17,754
TOTALS	1230	22,234,502	18,077	1230	22,234,502	18,077

FIRST ROUND EASTERN CONFERENCE

MILWAUKEE vs. Miami
(Miami won 4-1)

Apr 16 MIA 130 @ MIL 117
Apr 19 MIA 122 @ MIL 138
Apr 22 MIL 99 @ MIA 121
Apr 24 MIL 114 @ MIA 119
Apr 26 MIA 128 @ MIL 106 (OT)

BOSTON vs. Atlanta
(Boston won 4-0)

Apr 15 ATL 99 @ BOS 112
Apr 18 ATL 106 @ BOS 119
Apr 21 BOS 122 @ ATL 130
Apr 23 BOS 129 @ ATL 121
Apr 25 ATL 119 @ BOS 117
Apr 27 BOS 128 @ ATL 120

PHILADELPHIA vs. Brooklyn
(Philadelphia won 4-0)

Apr 15 BKN 101 @ PHI 121
Apr 17 BKN 84 @ PHI 96
Apr 20 PHI 102 @ BKN 97
Apr 22 PHI 96 @ BKN 88

CLEVELAND vs. New York
(New York won 4-1)

Apr 15 NY 101 @ CLE 97
Apr 18 NY 90 @ CLE 107
Apr 21 CLE 79 @ NY 99
Apr 23 CLE 93 @ NY 102
Apr 26 NY 106 @ CLE 95

WESTERN CONFERENCE

DENVER vs. Minnesota
(Denver won 4-1)

Apr 16 MIN 80 @ DEN 109
Apr 19 MIN 113 @ DEN 122
Apr 21 DEN 120 @ MIN 111
Apr 23 DEN 108 @ MIN 114 (OT)
Apr 25 MIN 109 @ DEN 112

MEMPHIS vs. L.A. Lakers
(L.A. Lakers win 4-2)

Apr 16 LAL 128 @ MEM 112
Apr 19 LAL 93 @ MEM 103
Apr 22 MEM 101 @ LAL 111
Apr 24 MEM 111 @ LAL 117 (OT)
Apr 26 LAL 99 @ MEM 116
Apr 28 MEM 85 @ LAL 125

SACRAMENTO vs. Golden State
(Golden State won 4-3)

Apr 15 GS 123 @ SAC 126
Apr 17 GS 106 @ SAC 114
Apr 20 SAC 97 @ GS 114
Apr 23 SAC 125 @ GS 126
Apr 26 GS 123 @ SAC 116
Apr 28 SAC 118 @ GS 99
Apr 30 GS 120 @ SAC 100

PHOENIX vs. L.A. Clippers
(Phoenix won 4-1)

Apr 16 LAC 115 @ PHO 110
Apr 18 LAC 109 @ PHO 123
Apr 20 PHO 129 @ LAC 124
Apr 22 PHO 112 @ LAC 100
Apr 25 LAC 130 @ PHO 136

2022-23 REGULAR SEASON STATISTICS

2022-23 REGULAR SEASON STATISTICS

FINAL 2022-23 REGULAR SEASON STATISTICS

TEAM	POINTS PER GAME			FIELD GOAL PERCENTAGES			TURNOVERS PER GAME			REBOUND PERCENTAGES			BELOW 100 PTS			OVERTIME GAMES			DECIDED BY 3PTS OR LESS			DECIDED BY 10PTS OR MORE		
	OWN	OPP	PCT.	OWN	OPP	PCT.	OWN	OPP	PCT.	DEF	TOT	OWN	OPP	W	L	W	L	W	L	W	L	W	L	
Atlanta	118.4	118.1	.483	486	14.2	.251	.758	.505	2	4	2	10	7	19	15									
Boston	117.9	111.4	.475	.463	13.4	12.7	.221	.785*	7	16	5	8	31	11										
Brooklyn	113.4	112.5	.487	.463	13.7	13.7	.196	.737	.467	11	10	1	10	4	22	17								
Charlotte	111.0	117.2	.457	.477	14.2	14.4	.238	.755	.496	13	3	3	3	8	35									
Chicago	113.1	111.8	.490	.468	13.4	15.0	.201	.778	.490	11	12	4	7	24	19									
Cleveland	112.3	106.9*	.488	.468	13.3	15.7	.236	.763	.499	8	24	4	5	8	33	11								
Dallas	114.2	114.1	.475	.485	12.2	13.1	.180	.755	.468	10	8	3	0	7	6	29	15							
Denver	115.8	112.5	.504*	.478	14.5	13.5	.248	.764	.506	10	8	4	3	5	8	12	11							
Detroit	110.3	118.5	.454	.489	15.1	13.5	.249	.740	.494	14	4	2	8	6	37									
Golden State	118.9	117.1	.479	.469	16.3	14.3	.244	.760	.502	3	5	2	3	4	8	24	16							
Houston	110.7	118.6	.457	.482	16.2	13.1	.302*	.758	.530*	12	6	1	1	5	4	6	36							
Indiana	116.3	119.5	.469	.485	14.9	15.1	.234	.722	.478	6	4	1	2	8	7	9	25							
L.A. Clippers	113.6	113.1	.477	.474	14.2	13.0	.229	.766	.498	13	9	2	3	4	6	20	21							
L.A. Lakers	117.2	116.6	.482	.469	14.1	12.6	.228	.763	.496	3	2	3	4	8	5	19	19							
Memphis	116.9	113.0	.475	.453*	13.6	15.1	.265	.759	.512	4	8	3	1	3	6	31	17							
Miami	109.5	109.8	.460	.482	13.5	15.7	.228	.777	.502	14	13	2	14	8	12	13								
Milwaukee	116.9	113.3	.473	.456	14.6	11.8	.250	.778	.514	7	12	6	1	30	15									
Minnesota	115.8	115.8	.490	.471	15.3	15.4	.215	.743	.479	5	4	4	6	7	15	16								
New Orleans	114.4	112.5	.480	.472	14.6	15.0	.247	.774	.511	7	10	3	4	6	25	20								
New York	116.0	113.1	.470	.462	13.0	12.7	.283	.771	.527	5	11	4	6	10	4	23	13							
Oklahoma City	117.5	116.4	.465	.474	13.0	16.8*	.247	.729	.488	2	7	2	4	7	7	21	15							
Orlando	111.4	114.0	.470	.476	15.1	14.7	.238	.777	.507	10	8	2	2	5	6	16	24							
Philadelphia	115.2	110.9	.487	.473	13.7	14.3	.216	.772	.494	6	15	4	2	10	5	26	11							
Phoenix	113.6	111.6	.467	.466	13.5	14.4	.266	.760	.513	10	12	1	3	4	9	28	17							
Portland	113.4	117.4	.474	.491	14.5	13.5	.224	.749	.486	11	3	2	0	8	7	18	28							
Sacramento	120.7*	118.1	.494	.492	13.5	14.2	.227	.772	.500	4	4	4	4	1	9	7	19							
San Antonio	113.0	123.1	.465	.507	15.3	13.8	.256	.749	.502	12	5	1	5	3	6	42								
San Jose	112.9	111.4	.459	.491	11.7*	16.7	.278	.767	.522	8	9	0	4	10	23	16								
Toronto	117.1	118.0	.473	.473	15.4	12.6	.268	.752	.510	5	0	4	1	10	8	13	16							
Utah	117.1	114.4	.485	.473	14.1	12.3	.226	.760	.493	8	5	2	7	6	19	21								
Washington	113.2	114.4	.485	.473	14.1	12.3	.226	.760	.493	8	5	2	7	6	19	21								
COMPOSITE: 2460 games	114.7	114.7	.475	.475	14.1	14.1	.240	.760	.493	--	241	241	79	79	193	193	586	586	586	586	586	586	586	

* - League Leader.

REBOUND PERCENTAGES; OFF. - Percentage of a given team's missed shots which that team rebounds; DEF. - Percentage of opponents' missed shots which a given team rebounds; TOT. - Average of offensive and defensive rebound percentages.

FINAL 2022-23 REGULAR SEASON TEAMS' STATISTICS

TEAM	FIELD GOALS			3-PT FGS			FREE THROWS			REBOUNDS			MISCELLANEOUS			SCORING					
	G	MADE	PCT.	G	MADE	PCT.	G	MADE	PCT.	OFF.	DEF.	TOT.	AST	PF	BLK	PIS	AVG.				
Sac.	82	3573	72.32	494	1128	30.60	369	1624	2055	790	782	2699	3481	2237	1616	1106	275	9898	120.7		
G.S.	82	3538	73.93	479	1363	35.40	385	1314	1655	794	864	2793	3657	2446	1757	11	588	1336	323	9753	118.9
Atl.	82	3658	75.74	483	882	25.05	352	1513	1850	818	920	2719	3639	2049	1541	9	580	1060	401	9711	118.4
Bos.	82	3460	72.78	475	1315	34.92	377	1436	1769	812	796	2921	3717	2186	1542	4	521	1095	430	9671	117.9
OKC.	82	3533	75.90	465	995	27.97	356	1572	1944	809	934	2645	3579	2002	1742	10	676	1069	341	9633	117.5
LA-L	82	3516	72.98	482	885	25.58	346	1691	2182	775	818	2930	3748	2072	1466	5	526	1154	378	9608	117.2
Utah	82	3485	73.65	473	1094	30.99	353	1536	1955	786	968	2793	3761	2129	1679	10	500	1259	429	9600	117.1
Milw.	82	3504	74.11	473	1217	33.06	368	1378	1837	743	914	3074	3988	2115	1481	7	521	1199	403	9589	116.9
Mem.	82	3585	75.51	475	985	28.07	351	1432	1954	733	988	2835	3823	2135	1643	13	680	1116	473	9587	116.9
Ind.	82	3444	73.45	469	1112	30.30	367	1535	1944	730	832	2575	3407	2213	1741	15	631	1224	478	9535	116.3
N.Y.	82	3444	73.28	470	1037	29.90	354	1589	2087	761	1031	2790	3821	1880	1666	13	527	1065	340	9514	116.0
Den.	82	3574	70.88	504	969	25.59	379	1378	1834	751	828	2699	3527	2368	1525	3	618	1192	368	9495	115.8
Minn.	82	3515	71.67	490	997	27.31	365	1467	1942	755	749	2686	3435	2145	1768	15	657	1258	444	9494	115.8
Phil.	82	3347	71.80	480	899	24.68	364	1585	2000	793	866	2717	3583	2122	1678	9	681	1196	337	9378	114.4
Dall.	82	3283	69.09	475	1246	33.62	371	1554	2057	755	625	2556	3181	1880	1697	8	514	1002	304	9366	114.2
Phoe.	82	3453	73.88	467	1001	26.74	374	1412	1781	793	971	2657	3628	2235	1739	8	585	1110	432	9319	113.6
LA-C	82	3370	70.59	477	1041	27.95	381	1533	1962	781	803	2742	3545	1959	1598	7	580	1167	364	9314	113.6
Port.	82	3317	70.01	474	1056	28.93	365	1609	2021	796	774	2551	3325	1981	1643	8	553	1185	376	9299	113.4
Brk.	82	3399	69.78	487	1048	27.71	378	1449	1811	800	674	2648	3322	2093	1730	12	585	1127	506	9295	113.4
Wash.	82	3456	71.26	485	925	26.01	356	1442	1838	785	773	2803	3576	2083	1539	11	561	1157	424	9279	113.2
Chi.	82	3488	71.16	490	854	23.67	361	1446	1788	809	694	2779	3473	2006	1551	6	644	1097	371	9276	113.1
S.A.	82	3533	75.93	465	911	26.40	345	1292	1739	743	965	2619	3584	2232	1630	11	572	1253	322	9269	113.0
Tor.	82	3434	74.89	459	880	26.26	335	1506	1922	784	1043	2485	3528	1961	1641	12	772	956	424	9254	112.9
Clev.	82	3408	69.84	488	950	25.89	367	1439	1844	780	795	2574	3369	2045	1560	5					

2022-23 REGULAR SEASON STATISTICS

FINAL 2022-23 REGULAR SEASON OPPONENTS' STATISTICS

TEAM	FIELD GOALS			3-PT FGS			FREE THROWS			REBOUNDS			MISCELLANEOUS			SCORING					
	MADE	ATT	PCT	MADE	ATT	PCT	MADE	ATT	PCT	OFF	DEF	TOT	AST	DQ	STL	TO	BLK	PTS	AVG	DIF	
Clev.	3201	6847	468	924	2508	368	1438	1838	782	801	2580	3381	1888	1675	12	571	360	8764	106.9	+5.4	
Miami	3288	6822	482	1077	2933	367	1350	1728	781	729	2702	3431	2097	1643	10	571	380	9003	109.8	-0.3	
Phil.	3312	7005	473	952	2735	348	1518	1943	781	782	2593	3375	1986	1607	7	540	1171	9094	110.9	+4.3	
Tor.	3312	6792	491	1001	2676	374	1508	1893	797	757	2709	3466	2148	1604	13	492	1367	9133	111.4	+1.5	
Bos.	3425	7394	463	954	2763	345	1332	1733	769	799	2810	3669	1895	1568	9	544	1040	9136	111.4	+6.5	
Phoe.	3280	7044	466	938	2628	357	1651	2101	786	840	2676	3516	1915	1629	3	588	1183	9149	111.6	+2.1	
Chi.	3339	7142	468	1086	3042	357	1406	1806	779	791	2763	3554	2131	1537	9	546	1234	9170	111.8	+1.3	
Den.	3423	7166	478	933	2711	344	1443	1861	775	832	2516	3348	2105	1601	7	646	1105	9422	112.5	+3.3	
N.O.	3357	7105	472	1002	2953	339	1507	1935	779	792	2634	3426	2044	1673	16	600	1228	9223	112.5	+1.9	
Brk.	3360	7257	463	968	2640	367	1537	2003	767	943	2758	3701	1916	1517	4	575	1126	9225	112.5	+0.9	
Mem.	3340	7365	453	1065	2998	355	1519	1931	787	902	2738	3640	2167	1644	14	559	1240	9264	113.0	+3.9	
LA-C	3430	7243	474	1000	2738	365	1413	1832	771	838	2699	3537	2048	1607	7	640	1065	9273	113.1	+0.5	
N.Y.	3343	7229	462	1068	2992	357	1520	1943	782	830	2617	3447	2062	1694	12	496	1044	9274	113.1	+2.9	
Milw.	3483	7644	456	991	2799	354	1334	1719	776	879	2744	3623	1963	1557	7	578	970	9291	113.3	+3.6	
Orl.	3389	7127	476	1064	3030	351	1504	1890	796	779	2669	3448	2122	1681	7	634	1204	9346	114.0	-2.6	
Dall.	3425	7065	485	913	2596	352	1597	2046	781	830	2838	3668	2044	1789	9	522	1075	9360	114.1	+0.1	
Wash.	3481	7362	473	984	2688	366	1432	1794	798	883	2645	3528	2035	1590	6	581	1008	9378	114.4	-1.2	
Minn.	3428	7277	471	1007	2728	369	1634	2133	766	928	2734	3662	2051	1654	10	674	1262	9497	115.8	-0.0	
OKC.	3437	7252	474	1059	2955	358	1611	2090	771	982	2841	3823	2126	1675	8	572	1375	9544	116.4	+1.1	
LA-L	3607	7698	469	1028	2991	344	1319	1706	773	908	2770	3678	2104	1760	16	624	1035	9561	116.6	+0.6	
G.S.	3478	7423	469	1060	2915	364	1589	2067	769	880	2673	3563	2110	1510	5	646	1172	9605	117.1	+1.8	
Cha.	3522	7391	477	1004	2812	357	1562	1965	795	895	2892	3787	2127	1667	6	573	1177	9610	117.2	-6.2	
Port.	3522	7176	491	1029	2717	379	1555	1977	787	857	2686	3543	2214	1679	10	640	1108	9628	117.4	-4.0	
Utah	3555	7515	473	1023	2830	361	1544	1989	776	919	2644	3563	2047	1679	12	639	1030	9677	118.0	-0.9	
Sac.	3589	7288	492	1022	2740	373	1481	1882	787	795	2665	3460	2187	1711	13	598	1164	9681	118.1	+2.6	
Atl.	3592	7398	486	979	2748	356	1524	1899	803	866	2751	3617	2131	1612	9	616	1162	9687	118.1	+0.3	
Det.	3533	7222	489	984	2732	360	1669	2149	777	901	2767	3668	2112	1718	11	631	1108	9719	118.5	-8.2	
Hou.	3480	7225	482	1189	3183	374	1576	1986	794	860	2542	3402	2143	1692	13	718	1078	9725	118.6	-7.9	
Ind.	3549	7323	485	1019	2733	373	1679	2100	800	993	2721	3714	2163	1660	14	650	1235	9796	119.5	-3.2	
S.A.	3780	7460	507	1036	2651	391	1496	1942	770	877	2810	3687	2198	1516	4	665	1135	10092	123.1	-10.0	
AVG.	3442	7241	475	1012	2806	361	1508	1929	782	856	2706	3562	2076	1638	9	598	1156	9404	114.7	--	
TOTAL	103260	217217	---	30359	84165	---	45248	57881	---	23668	81187	106855	62279	49149	283	17933	34673	11448	282127	---	---

2022-23 INDIVIDUAL NBA LEADERS

SCORING AVERAGE

Player, Team	G	FG	FT	PTS	AVG
Embiid, Phi.	66	728	661	2183	33.1
Doncic, Dal.	66	719	515	2138	32.4
Lillard, Por.	58	556	510	1866	32.2
Gilgeous-Alexander, OKC.	68	704	669	2135	31.4
G. Antetokounmpo, Mil.	63	707	498	1959	31.1
Tatum, Bos.	74	727	531	2225	30.1
Mitchell, Cle.	68	679	319	1922	28.3
Irving, Brk.-Dal.	60	594	247	1623	27.1
Brown, Bos.	67	679	263	1784	26.6
Young, Atl.	73	597	566	1914	26.2
Morant, Mem.	61	566	372	1596	26.2
Markkanen, Utah	66	571	349	1691	25.6
Randle, N.Y.	77	658	402	1936	25.1
Fox, Sac.	73	682	343	1826	25.0
Jokic, Chi.	77	673	363	1913	24.8
Edwards, Min.	79	707	319	1946	24.6
DeRozan, Chi.	74	657	456	1816	24.5
Jokic, Den.	69	646	341	1690	24.5
Siakam, Tor.	71	630	367	1720	24.2
Brunson, N.Y.	68	587	325	1633	24.0

ASSISTS PER GAME

Player, Team	G	AST	AVG
Harden, Phi.	58	618	10.7
Young, Atl.	73	741	10.2
Jokic, Den.	69	678	9.8
Paul, Pho.	59	524	8.9
Morant, Mem.	61	493	8.1
Doncic, Dal.	66	529	8.0
Garland, Cle.	69	538	7.8
Westbrook, ALL totals	73	551	7.5
Holiday, Mil.	67	495	7.4
Lillard, Por.	58	425	7.3
Sabonis, Sac.	79	573	7.3
VanVleet, Tor.	69	495	7.2
D. Green, G.S.	73	500	6.8
Conley, Utah-Min.	67	450	6.7
Jones, S.A.	68	448	6.6
Dinwiddie, Dal.-Brk.	79	515	6.5
Smart, Bos.	61	382	6.3
Brunson, N.Y.	68	421	6.2
Hayes, Det.	76	470	6.2
Giddey, OKC.	76	469	6.2

REBOUNDS PER GAME

Player, Team	G	OFF	DEF	TOT	AVG
Sabonis, Sac.	79	251	722	973	12.3
Jokic, Den.	69	167	650	817	11.8
G. Antetokounmpo, Mil.	63	137	605	742	11.8
Gobert, Min.	70	231	583	814	11.6
Capela, Atl.	65	258	459	717	11.0
Vucevic, Chi.	82	159	744	903	11.0
Walanciunas, N.O.	79	225	579	804	10.2
Embiid, Phi.	66	113	557	670	10.2
Randle, N.Y.	77	141	626	767	10.0
Ayton, Pho.	67	172	495	667	10.0
Zubac, LA-C	76	236	520	756	9.9
Allen, Cle.	68	221	445	666	9.8
Portis, Mil.	70	154	518	672	9.6
Robinson, N.Y.	59	267	288	555	9.4
Looney, G.S.	82	274	486	760	9.3
Claxton, Brk.	76	184	518	702	9.2
Adebayo, Mia.	75	184	504	688	9.2
Poeltl, S.A.-Tor.	72	236	417	653	9.1
Sengun, Hou.	75	242	436	678	9.0
E. Mobley, Cle.	79	187	524	711	9.0

FIELD GOAL PERCENTAGE

Player, Team	FG	FGA	PCT
Claxton, Brk.	414	587	.705
Plumlee, Cha.-LA-C	329	484	.680
Gobert, Min.	360	546	.659
Capela, Atl.	350	536	.653
Allen, Cle.	403	626	.644
Okongwu, Atl.	317	497	.638
Zubac, LA-C	326	514	.634
Jokic, Den.	646	1022	.632
Poeltl, S.A.-Tor.	389	618	.629
Sabonis, Sac.	577	938	.615

3-POINT FIELD GOAL PERCENTAGE

Player, Team	FG	FGA	PCT
Kennard, LA-C-Mem.	133	269	.494
Horford, Bos.	145	325	.446
D. Lee, Pho.	110	247	.445
Brogdon, Bos.	132	297	.444
Maxeys, Phi.	160	369	.434
G. Harris, Orl.	94	218	.431
Curry, G.S.	273	639	.427
Harris, Brk.	142	333	.426
Hield, Ind.	288	677	.425
Kispert, Was.	163	384	.424

2022-23 INDIVIDUAL NBA LEADERS

FREE THROW PERCENTAGE

<i>Player, Team</i>	<i>FT</i>	<i>FTA</i>	<i>PCT</i>
Herro, Mia.	170	182	.934
Durant, Brk.-Pho.	307	334	.919
Curry, G.S.	257	281	.915
Lillard, Por.	510	558	.914
Gilgeous-Alexander, OKC.	669	739	.905
Murphy, N.O.	172	190	.905
Irving, Brk.-Dal.	247	273	.905
VanVleet, Tor.	254	283	.898
Bridges, Pho.-Brk.	316	353	.895
Anthony, Orl.	152	170	.894

STEALS PER GAME

<i>Player, Team</i>	<i>G</i>	<i>STL</i>	<i>AVG</i>
Anunoby, Tor.	67	128	1.91
Butler, Mia.	64	117	1.83
VanVleet, Tor.	69	123	1.78
Gilgeous-Alexander, OKC.	68	112	1.65
Melton, Phi.	77	126	1.64
Edwards, Min.	79	125	1.58
Trent, Tor.	66	104	1.58
Jones, N.O.	66	103	1.56
Paul, Pho.	59	91	1.54
Smart, Bos.	61	93	1.52

BLOCKS PER GAME

<i>Player, Team</i>	<i>G</i>	<i>BLK</i>	<i>AVG</i>
Jackson, Mem.	63	189	3.00
Claxton, Brk.	76	189	2.49
Lopez, Mil.	78	193	2.47
Kessler, Utah	74	173	2.34
Turner, Ind.	62	140	2.26
Robinson, N.Y.	59	109	1.85
Embiid, Phi.	66	112	1.70
Porzingis, Was.	65	100	1.54
E. Mobley, Cle.	79	119	1.51
Jackson, Ind.	63	93	1.48

MINUTES PER GAME

<i>Player, Team</i>	<i>G</i>	<i>Min</i>	<i>AVG</i>
Siakam, Tor.	71	2652	37.4
Irving, Brk.-Dal.	60	2240	37.3
Tatum, Bos.	74	2732	36.9
Harden, Phi.	58	2135	36.8
VanVleet, Tor.	69	2535	36.7
Murray, Atl.	74	2693	36.4
Lillard, Por.	58	2107	36.3
DeRozan, Chi.	74	2682	36.2
Doncic, Dal.	66	2391	36.2
Edwards, Min.	79	2842	36.0

OFF THE COURT

COMMUNITY, PHILANTHROPY, DIVERSITY

The Orlando Magic is committed to helping children reach their full potential by investing our resources in the areas of Education, Homelessness, Health & Wellness, and The Arts. We are dedicated to creating an inclusive environment in which our fans, community partners, and employees feel welcome, valued and appreciated.



ORLANDO MAGIC YOUTH FOUNDATION

The Orlando Magic Youth Foundation (OMYF) was established in 1990 to provide support to Central Florida nonprofit organizations that focus on helping children, especially those most at risk, realize their full potential, empower families, and change lives.

Over the last 34 years, more than \$29 million to 500 local nonprofits, impacting an estimated 100,000 youth per year! This is a total team effort, supported by the community and fueled by you, our fans.

OMYF receives its funding from individuals, fundraising events, and programs that include: Orlando Wine Festival and Auction, OMYF Open Golf Tournament, State of Florida License Plate Program, 50/50 Raffle, Employee Giving Campaign, Player Giving Campaign and online and in-game auctions.

For additional information or to give to OMYF, please visit omyf.org or call 407-916-2429.

OMYF AREAS OF SUPPORT

OMYF accepts grant applications from 501(c)(3) nonprofit organizations in Orange, Osceola, Polk, Lake, Brevard, Seminole, and Volusia counties.

Nonprofits that request funding must support OMYF’s mission, demonstrate inclusiveness, and address the needs of our diverse community in one of the following focus areas:

- **Health & Wellness:** to support programs that reduce the risk of childhood obesity, promote healthy eating and physical activity that improves the lives of children and youth.
- **Education:** to help children and youth achieve academic success, complete high school and enter post-secondary education institutions.
- **Homelessness:** to support prevention services and/or long-term housing strategies with multiple wrap-around services for individuals and families.
- **The Arts:** to support arts agencies that dynamically show the ability to improve and enhance overall academic performance for their participants.

OMYF GRANTS

As part of the Orlando Magic’s continuing commitment to the Central Florida community, the OMYF recently distributed grants totaling \$1,000,000 to 24 nonprofit organizations spread across Orange, Seminole and Osceola counties.

Our grant recipients are considered our OMYF Grant All-Star Team and they were announced in the spirit of the NBA Draft as each nonprofit organization was recognized and presented with an OMYF jersey or specialty basketball. Representatives were congratulated by Orlando Magic Chairman Dan DeVos, and Orlando Magic CEO Alex Martins.

2022-23 PROGRAM SUPPORT GRANTS:

AdventHealth Foundation Central Florida	\$55,000
Children’s Home Society of Florida.....	\$50,000
Education Foundation Osceola County.....	\$50,000

Foundation for Foster Children	\$50,000
Foundation for Orange County Public Schools, Inc.	\$50,000
Foundation for Seminole State College of Florida	\$40,000
Harbor House of Central Florida, Inc.	\$30,000
Hebni Nutrition Consultants, Inc.	\$25,000
Hope Partnership	\$50,000
Junior Achievement of Central Florida, Inc.	\$50,000
Lighthouse Central Florida, Inc.	\$30,000
Orlando Ballet, Inc.	\$25,000
Orlando Philharmonic Orchestra	\$35,000
Orlando Science Center	\$25,000
Orlando Shakes	\$25,000
Osceola County Council on Aging, Inc.	\$100,000
Page 15	\$50,000
Steinway Society of Central Florida	\$20,000
The Foundation for Seminole County Public Schools	\$40,000
The Howard Phillips Center for Children & Families	\$50,000
The Mental Health Association of Central Florida	\$25,000
United Against Poverty Orlando (UP Orlando)	\$25,000
University Central Florida Foundation.....	\$50,000
YMCA of Central Florida.....	\$50,000
GRAND TOTAL:	\$1,000,000.00

2022-23 OMYF PARTNER SPOTLIGHTS

Osceola County Council on Aging – Building Strong Families Program - \$100,000

The Building Strong Families program, which focuses on restoring, stabilizing, and strengthening families, provides health and human services for low-income families at risk for homelessness. With OMYF’s generous support they will continue delivering these essential services to the Osceola community. The initiative assists with rent and/or mortgage assistance, utility assistance, employment services, healthcare, and nutritional services. The project also targets to improve the safety and security of children by supporting a stable home environment, which lessens the chance of homelessness.

University of Central Florida – iREAD Program - \$50,000

UCF’s iREAD (intensive Reading Enrichment for Academic Development) is an intervention program for students who do not show reading proficiency. This program, within UCF’s Communication Disorders Clinic, is a four-week course that addresses phonological and phonemic awareness, spelling, reading fluency and comprehension, written expression, and oral language skills.

The iREAD program successfully addresses these deficits through hands-on multisensory activities, direct instruction based on clinically based methods and weekly progress monitoring. Participants in the first two years of the iREAD program demonstrated gains in reading comprehension and spelling ability.

Orlando Magic Youth Foundation’s support will allow the iREAD program to expand, increasing the number of participants for Summer 2023 from 26 to 51. This expansion in Summer 2023 will also allow the program to be more accessible, with a move to the UCF Downtown campus in Orlando’s urban core, blocks from the heart of the Holden/Parramore neighborhood.

Foundation for Seminole County Schools – Take Stock in Children Program - \$40,000

The core focus of this program is to provide low-income students with structured mentorship and college coaching throughout their entire high school career. It provides a unique opportunity to escape many of the outcomes associated with economic status. This program has a 100% graduation rate compared to 72% for similar students not enrolled in Take Stock in Children.

Not only do the students receive this amazing support throughout their high school years but because of funding, such as OMYF's, they are then given a two-year, Florida pre-paid scholarship valued at \$8,000.

OMYF FUNDRAISING

Orlando Wine Festival & Auction

Join us at the Four Seasons Resort Orlando March 1-3, 2024 for an undeniable, luxurious weekend. Complete with private vintner dinners, an outdoor food and wine tasting extravaganza, an online and live auction of exclusive offerings, and tickets to an Orlando Magic game. It's the one fundraising event you won't want to miss!

To sponsor, attend, or for more information, please visit wine.omyf.org or email omyf@orlandomagic.com.

OMYF Open Golf Tournament

Grab your clubs and join us on the links at this year's Open Golf Tournament to be held at Reunion Resort and Golf Club. We will host 200 golfers, celebrities, and Orlando Magic alumni to an on-course experience that is nothing short of legendary. Every golfer receives a voucher to use at the on-site private shopping experience before the round. After the tournament the happy hour awards presentation provides for the best networking around Central Florida. All proceeds benefit the Orlando Magic Youth Foundation.

To sponsor, play, or for more information on the OMYF Open Golf Tournament, visit omyf.org or email omyf@orlandomagic.com.

50/50 Raffle

This is your chance to win big at every home Orlando Magic game while supporting OMYF. Purchase your raffle tickets from our friendly 50/50 representatives located throughout the arena, at a 50/50 kiosk, or from your phone. The more tickets you buy, the greater your chances of winning!

Remember, half of the total net proceeds will go to one lucky winner, and the other half will go to the Orlando Magic Youth Foundation. So, let's make a difference together while enjoying some thrilling basketball action!

Find out more at magic5050.com or email omyf@orlandomagic.com.

OMYF Online Auctions

Throughout the Orlando Magic basketball season, OMYF hosts an online auction featuring sports memorabilia autographed by Orlando Magic players, Orlando Magic experiences, and exclusive NBA gear. The OMYF online auction also hosts several off-season and holiday related events with exclusive items that any Magic fan will want to add to their collection!

For more information and to register to bid, visit omyf.org.

OMYF Giving Circle

Our annual Giving Circle is a philanthropic group of donors who support the OMYF by making a 3-year financial commitment to support our mission. This group shares an exceptional commitment to our ongoing support of Central Florida youth and the long-term sustainability of the Orlando Magic Youth Foundation.

Together, we stand united as a community of Magic fans and putting others ahead of ourselves. On the court and off the court, we accomplish more together. We are one team assisting our community to grow and impact the future of our youth. Together, we are strong.

Sign up today with a 3-year commitment to the Foundation and be a part of our magical impact at omyf.org.

Orlando Magic License Plates

Show your support of the Orlando Magic daily and give back to the community!

The Orlando Magic has a specialty license plate, with a portion of the proceeds benefiting the Orlando Magic Youth Foundation. The license plate can be purchased at any authorized motor vehicle office. The additional cost to upgrade to the best sports' license plate is only \$25.

Visit omyf.org for more information.

HOW TO GET INVOLVED

You too can make a difference by partnering with OMYF in one or more of the following ways:

- **Orlando Wine Festival and Auction** | Attend or sponsor – wine.omyf.org
- **OMYF Open Golf Tournament** | Play or sponsor– golf.omyf.org
- **50/50 Raffle** | Purchase tickets at magic5050.com
- **Online Auctions** | Bid and purchase throughout the season – omyf.org
- **Orlando Magic License Plate** | Purchase the specialty license plate – omyf.org
- **Workplace Giving** | Establish an annual workplace giving campaign to benefit the Orlando Magic Youth Foundation
- **OMYF Giving Circle** | Commit to a 3-year annual gift and become a part of the circle – omyf.org
- **Donate** | Make a one-time or monthly tax-deductible charitable donation – omyf.org
- **Social Media** | Follow us and engage with us on LinkedIn, Facebook and Instagram
- **Email us at** omyf@orlandomagic.com



RICH AND HELEN DEVOS COMMUNITY ENRICHMENT AWARD

Magic owners Rich and Helen DeVos established this program to honor an Orlando Magic player who dedicates his efforts beyond the basketball court to enhance the lives of others. In selecting the player each year, the anonymous committee looks at several criteria including the three “A’s”: Action, Attitude and Atmosphere. Specifically, that means the player’s actions off the court are honorable in nature, the player displays a respectable attitude toward those he encounters, and the player shies away from situations that may be negatively perceived and provides a positive environment for others through his actions. The winner receives \$20,000 that will be donated to the charity of the honored player’s choice. Wendell Carter, Jr. was selected as the winner of the 2023 Rich and Helen DeVos Community Enrichment Award.

NBA FOUNDATION

The NBA Foundation is the league’s first-ever charitable foundation dedicated to creating greater economic opportunity and career advancement in the Black community. Launched in August 2020 with \$300 million (\$30 million per year) from the NBA Board of Governors in initial funding, the Foundation aims to increase access and support for high school, college-aged and career-ready Black men and women. Working directly with all 30 teams, their affiliated charitable organizations and the NBPA, the Foundation will assist national and local organizations that provide skills training, mentorship, coaching and pipeline development in communities across the U.S. and Canada.

Visit <https://nbafoundation.nba.com/> for more information.

ORLANDO MAGIC SOCIAL RESPONSIBILITY

The Orlando Magic gives more than \$2 million to the local community by way of sponsorships of events, donated tickets, autographed merchandise and grants each year. Orlando Magic community relations programs impact an estimated 100,000 kids each year, while a Magic staff volunteer initiative provides more than 5,900 hours of community service.

DID YOU KNOW IN 2022 - 2023:

Orlando Magic Social Responsibility...

- Through the Magic Volunteer Program (MVP), over 280 Orlando Magic, Orlando Solar Bears, Lakeland Magic and Magic Gaming staff tracked more than 5,900 community service hours.
- Orlando Magic hosted the first MLK Week of Service – a full week-long volunteer effort with 16 projects, impacting 20+ organizations, and contributing over 800 hours of service.
- Completed 54 group volunteer projects, supporting 30+ nonprofit organizations for a total cumulative 2,300 hours served through projects.
- Donated more than 150 player autographed items and ticket packages to help local nonprofits raise funds.
- The Magic partnered with Florida Blue to “Block Out Hunger” and distribute 1,600 meals to families at Iglesia Generación de Fé.
- In support of National Voter Registration Day, Orlando Magic hosted surprise pop ups at local community centers with Bo Outlaw and Mo Bamba to encourage civic engagement. On the game day prior to Election Day, all Magic staff wore shirts encouraging fans to Get Off The Bench, Get In The Game, VOTE! And heard messaging from Magic Players around the importance of voting.
- The Orlando Magic, in partnership with Florida Blue and the Stono Institute, teamed up to unite the Central Florida Community by providing vital “Know Your Rights” and conflict de-escalation with law enforcement training for 50 students and 50 adults.

- Through the Magic Star Tree program, Orlando Magic staff fulfilled the holiday wishes of 75 underserved youth in Legends Academy & Frontline Outreach – and treated them to a holiday party complete with food, entertainment, and holiday spirit.
- The Magic partnered with Habitat for Humanity of Orange and Osceola County to surprise a local family who recently moved into their new home with new home furnishings, gifts for the holidays, tickets to a Magic home game, and a \$5,000 donation from AdventHealth.
- Hosted annual Magic of Mentoring Youth Summit, exposing 250 high school students to behind the scenes tours of a Magic game day, panel discussions on next steps after high school, and tickets to the game that night.
- Orlando Magic players Franz Wagner and Gary Harris, along with Community Ambassador’s Nick Anderson and Bo Outlaw, lifted the spirits of young patients at AdventHealth for Children during a hospital visit where they played games and went room-to-room providing support for the patients.
- As a part of the Magic of Mentoring program, 30 Orlando Magic staff were shadowed on a game night by their high school aged mentees in the My Brother’s Keeper and My Sister’s Keeper programs to learn the ins and outs of their job.
- In partnership with Frank Gay, the Orlando Magic teamed up to support a local family going through challenging times with an HVAC system replacement.
- The Orlando Magic paired up with the Champions of the Community partners for a volunteer project at A Gift for Teaching leading up to Teacher Appreciation Night. The Champions of the Community partners are a group of partners dedicated to supporting the local Orlando community through collaborative initiatives – AdventHealth, Amway, IOA, L3Harris, Florida Blue, PepsiCo, Walt Disney World, and City National Bank.
- Recognized 41 community leaders as Magic Diversity Game Changers presented by Florida Blue.
- Fed over 300 homeless men, women and children a Thanksgiving breakfast at the Coalition for the Homeless, sponsored by Head Coach Jamahl Mosley.
- In the second of a 20-part court refurbishment partnership, the Orlando Magic and AdventHealth unveiled two refurbished community basketball court at Dr. James R. Smith Neighborhood Center, and Lee P. Moore Park in Seminole County. This project was complete with the donation of sporting equipment and a youth clinic for 25 participants.
- Joined Pepsi in support of the Pepsi Stronger Together program during the holidays and surprised 100 youth from the Joe R. Lee Branch Boys & Girls Club with a \$10,000 donation.
- Honored nearly 350 local military men, women families during a special Seats for Soldiers Night presented by L3Harris.
- Have recognized more than 500 first responders to date on court as our Hometown Heroes presented by L3Harris.
- Distributed 400 turkeys to underserved families in partnership with Florida Blue and Kroger with Head Coach Jamahl Mosley and Magic player Wendell Carter Jr. at the Grand Avenue Neighborhood Center.
- The Magic hosted the 2nd annual Black History Month Art Contest, receiving over 60 entries from youth ages 13-18 in Orange, Osceola, and Seminole Counties expressing the impact that Black history and Black culture has had on them through creative pieces.

SOCIAL RESPONSIBILITY

MAGIC VOLUNTEER PROGRAM (MVP)

Since 2006, the Orlando Magic has contributed more than 95,000 volunteer hours to the Central Florida community. The past five seasons, Magic staff, coaches and players reached an estimated 200,000 youth and invested over 34,000 hours back into the community. Volunteer programs this past year included Thanksgiving at the Coalition for the Homeless, Magic Turkey Giveaways, Orlando Wine Festival & Auction benefiting the OMYF, Block Out Hunger, and Pepsi Holiday Shopping Spree.

MAGIC OF MENTORING

The Magic of Mentoring initiative works to reduce the achievement gap among local youth by providing educational experiences, exposure to careers in sports and mentorship. For the past five years the Orlando Magic has hosted over 700 Central Florida youth to hear from distinguished community leaders through the Magic of Mentoring Youth Summits in partnership with Orange County Public Schools - Minority Achievement Office and The City of Orlando - My Brother's Keeper. Outside of the Summits, the Orlando Magic hosted several Career Panel Series event, introducing more youth to careers in sports and what opportunities could be available to them in the future.

MAGIC MAKERS

Through the Magic Makers program, the Orlando Magic provided VIP experiences for Central Florida youth who have had or are suffering from any progressive, degenerative, or malignant life-threatening medical condition. The one-of-a-kind VIP experience includes premium seating to a Magic home game, a meet-and-greet with Magic players and/or Community Ambassadors, the opportunity to sit courtside for pregame warm-ups, a personalized Magic jersey along with food and beverage.

MAGIC SEASON OF GIVING

The holidays signify a time of joy and giving. However, for some, it can be a stressful time due to economic circumstances. To ease the financial burden, Orlando Magic players, coaches and staff take time to spread some holiday cheer to local organizations and children in need.

THANKSGIVING OUTREACH: In what has become an annual tradition for the Magic, Magic staff gave back to the community by serving Thanksgiving breakfast to over 300 men, women and children at the Coalition for the Homeless for the 30th consecutive year. Orlando Magic Community Ambassador Bo Outlaw led the crusade of volunteers.

HOLIDAY SURPRISE: In December, Orlando Magic and PepsiCo partnered to bring holiday joy to 100 members of the Joe R. Lee, Bradley-Otis, and WDW Clubhouse Branch Boys & Girls Club Branches. Through the Pepsi Stronger Together Program, \$10,000 was donated to the club and its members. Each child received a \$100 gift card and the club received funding to update their teen lounge. Youth were also surprised with a visit from Orlando Magic players: Paolo Banchemo, Chuma Okeke, Caleb Houston, and Terrence Ross; STUFF the Magic Mascot; and Community Ambassadors Nick Anderson and Bo Outlaw.

MAGIC BIG GIVE: The Magic continued to give back in a BIG way! As part of the 2022-23 NBA Cares Season of Giving, the Orlando Magic surprised a loving family at a Magic home game with holiday gifts. During the surprise, Tanisha Williams and her three children were presented with a new flat screen TV, home goods, and personalized gifts for each family member. In addition, the family received \$5,000 for home furnishings provided by AdventHealth; four Walt Disney World Passes; a \$500 gift card to PDQ; a free Arcade1Up machine; and Papa John's gave the family a year supply of pizza.

SOCIAL RESPONSIBILITY / DIVERSITY & INCLUSION

SEATS FOR SOLDIERS NIGHT

For the 19th consecutive year, the Orlando Magic and L3Harris Technologies teamed up to honor nearly over 1,500 military men, women and their families with Seats for Soldiers Night on November 9. The Magic, L3Harris Technologies and season ticket holders donated tickets to military personnel on this game night to honor these brave men and women, where they had the opportunity to participate in various activations throughout the course of the game.

HOMETOWN HERO

The Hometown Hero, presented by L3Harris Technologies, is an ongoing, in-game recognition honoring military and first responders in the Central Florida community including emergency medical, fire, police and military personnel. This past season, Orlando Magic and L3Harris Technologies recognized more than 41 first responders by inviting them to attend an Orlando Magic home game. The Hometown Heroes were recognized during a pre-game presentation for their heroism and dedication to serving our local community.

AUTOGRAPH SESSIONS

The Orlando Magic players and coaches participate in two internal autograph sessions during the season. The autographed basketballs, photographs, jerseys, shoes and other items are donated to local public schools and non-profit organizations to help them raise funds through their silent and live auctions, raffles and other special events. Every year, on average, more than 200 items are distributed with an estimated value of more than \$30,000.

SHARE THE MAGIC TICKET PROGRAM

The Share the Magic Ticket Program facilitates the distribution of tickets purchased by Magic players, coaches, owners and corporate partners to Central Florida non-profit organizations serving at-risk youth. 34 Central Florida nonprofit organizations were able to bring legendary experiences to underserved youth thanks to the charitable donation of over \$75,000 by our players, executives, and sponsors in 2022-23 that provided over 3,000 tickets and amazing in game experiences.

DIVERSITY & INCLUSION

Throughout the season, the Orlando Magic recognizes the richness and diversity that each culture brings to Central Florida. The Magic is committed to creating an inclusive environment in which our employees, community partners and fans feel welcome, valued and appreciated.

We are particularly focused on leveraging the value of diversity, equity and inclusion to attract new talent, inspire a deep sense of belonging and advance business and revenue goals.

The Orlando Magic engages in strategic partnerships with respected civic organizations including all local chambers of commerce and many professional associations. Through these relationships we support and deepen connections in the community, as well as contribute to improving important outcomes. We understand that working together through many different voices, backgrounds and cultures is where our greatest opportunity for success lies. Our team represents the Orlando community and we wouldn't be who we are without our exceptional colleagues and outstanding fans. The Orlando Magic engages in strategic partnerships with respected civic organizations including all local chambers of commerce and many professional associations. Through these relationships we support and deepen connections in the community, as well as contribute to improving important outcomes. We understand that working together through many different voices, backgrounds and cultures is where our greatest opportunity for success lies. Our team represents the Orlando community and we wouldn't be who we are without our exceptional colleagues and outstanding fans.

ORLANDO MAGIC EMPLOYEE RESOURCE GROUPS (ERGS)

ERGs bring team members together to create an environment in which community partners, fans, and employees all feel welcomed, valued, and appreciated.

- **Equality and Social Justice Coalition** focuses on collaborating with the local community to improve important outcomes related to racial equality, affordable housing, financial literacy and law enforcement engagement.
- **Magic Gamechang(HERS)** focuses on inspiring a gender-friendly workplace by helping cultivate a safe environment for all women in the organization to grow, contribute and thrive.
- **Magic Mosaic** focuses on inspiring a diversity-friendly workplace by helping cultivate a safe environment for team members from multicultural backgrounds to grow, contribute and thrive.
- **Magic Pride** focuses on inspiring an LGBTQ+ friendly workplace by helping cultivate a safe environment for team members who represent an inclusive range of sexual orientation or gender identity expression to grow, contribute and thrive.
- **Mental Health and Wellbeing** focuses on driving work-life integration initiatives that support the physical, mental, emotional, social, and spiritual well-being of our employees.
- **Team Experience** focuses on creating an employee experience strategy that offers programs that inspire appreciation, recognition, and employee engagement.

ALLYSHIP AT WORK

Allyship at Work helps you understand your privilege and power to create change and teaches you more than fifty specific, research-backed actions you can take to show up as an ally. This program is for everyone, regardless of your role, level, or identity. You will learn how to show up in both private and public ways for your coworkers with traditionally marginalized identities — such as women, people of color, people with disabilities, the LGBTQ+ community, and those with intersecting identities.

MULTI CHAMBER BUSINESS AFTER HOURS

The Orlando Magic hosts an After Hours for the Business Community in an effort to showcase the team's commitment to economic development, empowerment diversity and inclusion. This annual event is held at Amway Center and brings together small business owners and community leaders from the African-American Chamber of Commerce, Asian-American Chamber of Commerce, Central Florida Brazilian-American Chamber of Commerce, Central Florida Partnership, Prospera, Hispanic Chamber of Commerce of Metro Orlando, Indian-American Chamber of Commerce, Kissimmee/Osceola Chamber of Commerce, Orlando Economic Partnership, National Entrepreneurial Center, Orlando Regional Chamber of Commerce, Seminole Chamber of Commerce, Visit Orlando, West Orange Chamber of Commerce and the Winter Park Chamber of Commerce. These important organizations continue to enhance our region and are the essential fabric that makes Central Florida economically vibrant and unique.

MULTICULTURAL OUTREACH

HISPANIC OUTREACH

The Magic has been a long-time supporter of the Hispanic Community of Central Florida. The team launched the El Magic brand in 2011 and for three seasons players wore “El Magic” jerseys during select games in honor of the Hispanic community. Noche Latina is an annual game night dedicated to our Hispanic fans and includes a post-game concert celebrating Hispanic culture.

In addition to the team's in-game efforts, the Magic has long standing partnerships with several Hispanic organizations including the Hispanic Chamber of Commerce of Metro Orlando, Prospera USA, Hispanic Business Council of Kissimmee, and the Hispanic Heritage Scholarship Fund. The team has also supported many community events including Casa de Mexico's Annual Gala, Mayor Buddy Dyers' Annual Hispanic Heritage Kick Off, Viva Osceola, The Don Quijote Awards and Prospera's Success Stories Luncheon.

HISPANIC BUSINESS SUMMIT

On October 14th, we hosted the inaugural Hispanic Business Summit themed: Growth and Prosperity Together, which featured perspectives from an esteemed group of luminaries and Orlando Magic leaders who shared their perspectives on how the local Latino community inspires, contributes and participates in Central Florida's extraordinary economic growth.

There was a small business roundtable conversation where panelists discussed resources and opportunities that exist throughout Central Florida to help small businesses build capacity, access capital, secure vendor contracts and leverage sports properties to promote their business. There was also a Business Leaders Round Table where panelists shared effective value propositions, consumer insights and marketing strategies that successfully attract and engage Latino consumers.

DR. MARTIN LUTHER KING, JR. CELEBRATION

For more than 16 years, the Orlando Magic have partnered with the City of Orlando to commemorate the Dr. Martin Luther King, Jr. holiday celebration. The MLK Commission is comprised of local organizations whose role is to raise funds to help support events and activities that celebrate the legacy of Dr. Martin Luther King, Jr. Each year, exceptional students from Orange County Public Schools are selected for exemplifying the ideals and characteristics modeled by Dr. Martin Luther King, Jr., which are Equality, Justice, Peace, Respect and Inclusion for all. These students were recognized during a special presentation during an Orlando Magic home game.

BLACK HISTORY MONTH CELEBRATION

The Orlando Magic continued to honor and celebrate Black History Month throughout February by hosting a series of Celebrating Diversity Conversations focused on highlighting and advancing the value of diversity, equity, and inclusion. The team also hosted the second annual Orlando Magic Black Business Summit; a one-day event featuring panel discussions on a range of business-related topics pertaining to African Americans in Central Florida. The event was attended by more than 100 attendees.

Last season, the Magic celebrated Black History Month during the February 23rd game as they took on the Detroit Pistons, kicking it off with a special anthem performance by WanMor and recognizing our very own Orlando Police Department Chief of Police, Eric Smith, as our Hometown Hero Honoree. For the second year, the team featured a Black Owned Business Spotlight during the game and celebrated the winners of the Annual Black History Month Creative Art Contest.

BLACK BUSINESS SUMMIT

The second annual Black Business Summit titled “Rise Together” was hosted on February 23rd. Inspired by the vision for the City Edition uniforms, themed, “Kingdom on the Rise,” the focus of the Summit was to discuss how the entire Central Florida region wins and prospers together. In particular, how the African-American community contributes to, participates in and benefits from the economic growth of the region.

The opening session consisted of a panel of esteemed Central Florida leaders who shared inspiring stories about their journey to success, as well as, their efforts to pay it forward; supporting and cultivating future generations of African-American wealth builders. There was a Small Business roundtable session featuring a conversation that underscored the correlation between small business success and its impact on the local economy. There was also a Corporate Champions roundtable where local thought leaders explained how they leverage the value of diversity, equity and inclusion to drive business and revenue growth. In the final session, retired NBA legends discussed life after basketball; in particular how they prepared for the transition from on court success to off-court success as business leaders, entrepreneurs and respected role models in the African-American community.

INDIA DAY

In collaboration with the Indian American Chamber of Commerce, the Orlando Magic celebrate Indian culture with pregame and halftime performances, traditional music, cultural dances, saree draping, and Indian cuisine.

WOMEN'S HISTORY MONTH

For the third straight year, the Orlando Magic hosted the Gamechang(hers) Leadership Summit. More than 100 women attended the event which took place on March 9th. The event included a keynote discussion with Lesley Slaton Brown, NBA SVP & Chief Diversity and Inclusion Officer, an Empower(her) Panel featuring Orlando business leaders and the Playmake(her) panel, which featured mom's of current Orlando Magic players. The empowering event brought together a group of influential women to inspire current and future female leaders across sports, business, and the community.

ASIAN AMERICAN PACIFIC ISLANDER MONTH

In May the team honored Asian American Pacific Islander Heritage Month by partnering with the Asian American Chamber of Commerce, the National Association of Asian American Professionals, and the UCF Asian Student Association to host a business after hours networking event at the Grand Bohemian Hotel.

LGBTQ+ PRIDE MONTH

In celebration of LGBTQ+ Pride Month, the Orlando Magic partnered with the Kindred Pride Foundation to sponsor the Kindred Pride Diversity in Sports Summit, the Pride Cup and the Celebrity Golf Tournament. The team also sponsored the Rainbow Run for the second year in a row and held a *Conversation on Justice* entitled “Struggle Together: Leveraging Allies to Cultivate Welcome LGBTQ+ Environments for Internal and External Customers.

JUNETEENTH

In honor of Juneteenth, the Magic partnered with Black Friday Orlando to sponsor the Juneteenth Scavenger Hunt; a competition that encourages participants to explore Black Owned Businesses throughout the city and part of the *Juneteenth 407 Weekend*. The team also sponsored the City of Orlando's inaugural Juneteenth Celebration at Lake Lorna Doone Park and hosted a networking mixer with the Central Florida Chapter of the National Association of Black MBA's. In observance of Juneteenth, the Orlando Magic offices were closed.

DIVINE NINE NIGHT

As part of the Florida Classic festivities, the Magic hosted Divine Nine Night, during the November 16th game against the Minnesota Timberwolves. It was an awe-inspiring celebration of unity and heritage, recognizing the tremendous impact of the Divine Nine Black Greek letter organizations. The night also showcased the power of collective strength, determination, and support. This event served as a reminder that through collaboration and celebration of diversity, we can build bridges, break barriers, and create a brighter future for all.

HBCU NIGHT

HBCU Night was the theme for the Orlando Magic game against the New York Knicks on February 7th. HBCU Night celebrated the rich heritage and academic excellence of Historically Black Colleges and Universities. The event fostered a sense of pride, unity, and camaraderie among local HBCU alumni, basketball fans, and the Orlando community at large. The legacy of this special night will continue to inspire future generations to pursue education, support one another, and strive for greatness both on and off the court.

SOCIAL JUSTICE MONTH

Social Justice Month was created to commemorate the legacy of George Floyd, celebrate Juneteenth and spotlight local socioeconomic causes. It began on May 25th with a reception in Lake Nona and continued through *Juneteenth 407 Weekend* before culminating with the City of Orlando's Black History Celebration Gala on June 24th. Throughout the month the Magic supported receptions, trainings, and panel discussions. The programs addressed issues including mental health resources, youth violence, improving local poverty outcomes and strengthening relationships between residents and law enforcement.

MAGIC DIVERSITY GAME CHANGERS PRESENTED BY FLORIDA BLUE

Magic Diversity Game Changers presented by Florida Blue honors local leaders who have made a difference in the realm of social justice and equality. Through this program, the Orlando Magic in partnership with Florida Blue are putting a spotlight on those continuously doing the hard work, day in and day out, fighting for sustainable change and commit their lives to making Orlando a better place. As part of this program one individual is selected and honored each game. The 2022-23 honorees include, Jeff Hayward, United Way; Eddy Moratin, Lift Orlando; Kevin Bolding, YMCA of Central Florida; Josh Walker, Black Orlando Tech; Jason Eichenholz; Rene Cantu, Equality Florida; and Gary Cain, Boys & Girls Clubs of Central Florida.

ORLANDO MAGIC YOUTH PROGRAMS

ORLANDO MAGIC YOUTH BASKETBALL ACADEMY

The mission of the Orlando Magic Youth Basketball Academy is to inspire youth through the game of basketball, developing lifelong fans of the Orlando Magic with a foundation of skills and positive, healthy values. Among the numerous programs offered for youth participation and engagement, the Academy features camps and clinics, Jr. Magic basketball leagues, Orlando Magic Kids Club, and exclusive Jr. NBA programming.

Learn more at orlandomagicyouth.com.

Orlando Magic youth basketball camps & clinics offer expert instruction by the Orlando Magic in conjunction with the National Basketball Academy to youth of all skill levels, ages 7-17. Each year, the Magic host over 35 week-long camps and specialty clinics throughout Central Florida, including Orlando, Lakeland and Tampa, featuring expert instruction, giveaways and a free ticket to a Magic home game for each participant.

Jr. Magic basketball leagues operate throughout Central Florida and offer competitive, co-ed play in fun settings. The Magic partner with several community organizations and sites, including the Central Florida YMCA and Orange County Parks and Recreation. All participants receive special rewards, giveaways and a ticket to a Magic home game.

YOUTH PROGRAMS / NBA CARES

ORLANDO MAGIC KIDS CLUB

The Orlando Magic Kids Club is a free membership program for the newest Magic fans! Members receive a free ticket to an Orlando Magic home game, special offers, giveaways, unique in-game experiences and a monthly newsletter. Families are welcome to register their children of all ages.

Register now by visiting orlandomagicyouth.com.

MAGIC FIT PROGRAM

In 2014, the Orlando Magic introduced its first health and wellness program, MAGIC Fit. The program's goal is to encourage physical activity through playing the game of basketball and healthy living for youth. Understanding the challenges students were facing in the classroom, the Magic altered its curriculum to include social-emotional learning messages. Through the program, the Magic also developed the MAGIC Fit 4-Week Challenge. Last season, over 11,000 students from 23 schools in Central Florida participated in the MAGIC Fit 4-Week Challenge.

THE 407 DANCE CAMP

This annual camp is a wonderful opportunity for boys and girls ages 5-17 to learn dance routines taught by our co-ed hip-hop team, The 407. The camp includes the demonstration and application of fundamental dance skills in hip-hop. Each camp participant will receive a camp T-shirt, a photo opportunity with The 407 and the chance to perform one of the dance routines learned. The annual camp is typically held once a season coinciding with the home game schedule. For more information, pricing and scheduled dates, please call 407-916-2773 or email cwilliamson@orlandomagic.com.



NBA CARES

NBA Cares is the league's global social responsibility program that builds on the NBA's mission of addressing important social issues. NBA Cares has provided more than **6.5 million hours** of hands-on service and created more than **2,195 places** where kids and families can live, learn or play in **40 countries** and territories. NBA Cares partners with renowned social impact organizations to address important social issues in the areas of education, inclusion, youth and family development, and health & wellness, including: Boys & Girls Clubs of America, Vera Institute of Justice, Thurgood Marshall College Fund, UNICEF, Special Olympics, The Jed Foundation, Share Our Strength and GLSEN.

ORLANDO WINE FESTIVAL AND AUCTION

ORLANDO WINE FESTIVAL AND AUCTION

Benefiting the Orlando Magic Youth Foundation

The Orlando Magic hosts the premier fundraising event for the children of Central Florida. With the unique combination of sports, food and wine in the mecca of entertainment to build it around, the Orlando Wine Festival and Auction is primed for greatness. The foundation will continue to build on the success of this unique fundraiser during its fourth annual event March 1-3, 2024.



That success saw nearly \$700,000 raised for underserved youth, with the highlights being live-auction lots that mixed sports, wine and travel. The top lots included a Masters trip on a private plane, a trip to the NBA All-Star Game, Super Bowl trip, and an amazing golfing trip to Ireland.

"This is a major event for us. There are so many needs out there," said Magic Chairman Dan DeVos. "It's something my parents have always done [community engagement and outreach]. They always taught us that everybody has something to give – time, talent, treasure, whatever it may be. That's just part of what we do. It's sort of our DNA. Wherever you are, throughout the country and throughout the world, there are people that are in need – and it's our responsibility to help."

The perfect combination for wine and sports lovers, the Annual Orlando Wine Festival and Auction will be held at the Four Seasons Resort Orlando and looks to feature more than 40 wineries, and 8 award-winning chefs to support the Orlando Magic Youth Foundation, a charity that helps at-risk kids in Central Florida with Orlando Magic players and coaches joining guests in the fundraising efforts.

The weekend-long event will include Magic players and coaches at exclusive vintner dinners around Central Florida on Friday, March 1 with the outdoor festival the next day - Saturday, March 2, featuring live music, live auction displays, local and celebrity chefs, wineries, and food pavilions followed by a four-course dinner prepared by an award-winning chef, paired with world-renown wines. Guests are also invited to attend the



OMYF Grant Ceremony, which is held at the Orlando Magic game vs. Detroit on March 3.

"This is an event unlike any other that's ever been done in the Central Florida community," said Magic CEO Alex Martins. "The opportunity to raise funds for the kids in Central Florida and bringing the greatest wine and the greatest chefs from around the country together for people who love food, who love wine and also want to help in raising money for at-risk children in Central Florida. It's a great opportunity to bring people together, in a great atmosphere and hopefully raise a lot of money."



The event has featured a star-studded cast of chefs which included Iron Chef Masaharu Morimoto; Chef Art Smith – James Beard Award Winner and ‘chef to the stars’; Akshay Bhardwaj – Executive Chef at Michelin-star Junoon in NYC; Chef Bryce Shuman – Executive Chef at Sweetbriar; Chef Joe Flamm - winner of Bravo TV’s Top Chef Season 15 and Executive Chef at Spiaggia and Café Spiaggia in Chicago; Chef Kevin Fonzo – formerly of K Restaurant/ now private chef; Chef Scott

Hunnel – Disney’s Grand Floridian Resort & Spa; Chef Tony Mantuano – James Beard Award winner and chef-partner at Michelin-star restaurant Spiaggia in Chicago along with Café Spiaggia, River Roast and Terralina Crafted Italian located in Disney Springs; Chef Brandon McGlamery – Chef/Partner Prato, Luke’s Kitchen and Bar; Chefs James and Julie Petrakis – The Ravenous Pig; Chef Justin Plank – Executive Chef at Terralina Crafted Italian; Chef Steve Richard - Executive Chef at Paddlefish; Chef Lordfer Lalicon – Chef/Owner at Kaya; Chef Matthew Gallagher – Executive Chef at Season’s 52; and Chef Carlito Jocson – Executive Chef at Yard House.

The world-renowned wineries that have been featured at the Orlando Wine Festival & Auction include: Accendo Cellars (*Napa, Calif.*); Antinori Wines (*Tuscany, Italy*); Arietta Winery (*St. Helena, Calif.*); Badia a Coltibuono (*Tuscany, Italy*); Beaulieu Vineyards (*St. Helena, Calif.*); Bernard Magrez (*Bordeaux, France*); Black Stallion Winery (*Napa, Calif.*); Broken Earth Winery (*Paso Robles, Calif.*); Casa Piena (*Yountville, Calif.*); Catena Zapata (*Mendoza, Argentina*); Château Cos d’Estournel (*Bordeaux, France*); Cliff Lede (*Napa, Calif.*); Christophe Buisson (*Burgundy, France*); Dakota Shy (*St. Helena, Calif.*); D.R. Stephens Estate (*St. Helena, Calif.*); Dunn Vineyards (*Angwin, Calif.*); Dutton-Goldfield Winery (*Sebastopol, Calif.*); Edge Hill (*Oakville, Calif.*); Etude Winery (*Napa, Calif.*); Fulldraw Vineyard (*Paso Robles, Calif.*); Gracianna Wines (*Healdsburg, Calif.*); Harmony by Boyz II Men (*Bordeaux, France*); Harumph Wines (*St. Helena, Calif.*); Haut Medoc Selection (*Bordeaux, France*); Heitz Cellar (*St. Helena, Calif.*); Honig Vineyard & Winery (*Rutherford, Calif.*); Hourglass (*Napa, Calif.*); Jackson Family Wines (*Santa Rosa, Calif.*); Justin and Landmark Winery (*Paso Robles & Sonoma Valley, Calif.*); Knights Bridge (*Calistoga, Calif.*); La Crema (*Windsor, Calif.*); Lail Vineyards (*Napa, Calif.*); Law Estate (*Paso Robles, Calif.*); Matua Wines (*Marlborough, New Zealand*); Modus Wines (*St. Helena, Calif.*); Morlet Vineyards (*St. Helena, Calif.*); O’Brien Winery (*Napa, Calif.*); Outpost Wines (*Angwin, Calif.*); Peacock Vineyard (*Napa, Calif.*); Penfolds (*Adelaide, Australia*); Peter Michael Winery (*Napa, Calif.*); RELIC Cellars (*Napa, Calif.*); Revana Winery (*St. Helena, Calif.*); Roy Estate (*Napa, Calif.*); Rudd Estate (*Oakville, Calif.*); Saint Helena Winery (*St. Helena, Calif.*); Secret Door (*Napa, Calif.*); Smith Devereux (*Napa, Calif.*); Stewart Cellars (*Yountville, Calif.*); Tor Wines (*St. Helena, Calif.*); Whispering Oaks Winery (*Oxford, Florida*); Z. Alexander Brown (*Napa, Calif.*).

Each of the chefs donated their time to prepare signature dishes at the vintner dinners around Central Florida on Friday and created culinary delights for the guests at the festival on Saturday with the wineries featured at both the vintner dinners and the festival as well.

For more information on the 2024 Orlando Wine Festival & Auction, visit wine.omyf.org.



NICK ANDERSON Community Ambassador

As part of its continued commitment to the Central Florida community, Nick Anderson joined the organization’s community relations department as community ambassador during the summer of 2006. Anderson, who was a staple in the Orlando community as a player for a decade, will continue to take part in a variety of community outreach efforts.

The Magic’s first-ever NBA Draft selection out of the University of Illinois (11th overall, 1989 NBA Draft), Anderson played ten seasons for Orlando from 1989-99. In 692 career regular season games with the Magic, he averaged 15.4 ppg., 5.3 rpg., 2.8 apg. and 1.45 stlpg. Anderson ranks as the franchise’s all-time leader in games played (692), field goals made (4,075), steals (1,004), field goals attempted (8,976) and three-point field goals attempted (2,480). He also stands second on the Magic’s all-time list with 10,650 points, 900 three-point field goals made and 22,440 minutes played.

In 2014, along with Pat Williams, Anderson was an inaugural inductee into the Orlando Magic Hall of Fame. He was also inducted into the Chicagoland Sports Hall of Fame in September 2016 and into the Florida Sports Hall of Fame in November 2019.

Anderson may best be remembered for one of the greatest moments in Magic history – stealing the ball from Michael Jordan during the closing seconds of Game 1 of the 1995 Eastern Conference Semifinals, allowing Orlando to win the contest and eventually move on to the NBA Finals.

In 2005-06, Anderson was the first honoree as part of the Magic’s “Commitment to the Past” program, a multi-season effort aimed at embracing Magic history and the team’s former players. Anderson won the inaugural Rich and Helen DeVos Community Enrichment Award in 1995-96. He also serves as a pregame and postgame analyst for select games on Bally Sports Florida.



BO OUTLAW Community Ambassador

As part of its continued commitment to the Central Florida community, Charles “Bo” Outlaw joined the organization’s community relations department as community ambassador in February 2008. Outlaw, who was extremely active in the Orlando community as a player with the Magic for more than six years, will continue to take part in a variety of community outreach efforts.

A 14-year NBA veteran, Outlaw played in 914 career NBA regular season games with the L.A. Clippers, Orlando, Memphis and Phoenix, averaging 5.4 ppg., 4.9 rpg., 1.6 apg. and 1.31 blkpg. in 22.7 minpg. Outlaw also appeared in 22 career playoff outings, averaging 3.3 ppg., 4.0 rpg. and 1.2 apg. in 18.9 minpg.

Outlaw spent six-plus seasons (360 games-222 starts) with the Magic from 1997-2001 and 2005-07. He ranks on the Magic’s all-time career lists in blocked shots (3rd, 536) and rebounds (7th, 2,160).

During his time with the Magic, Outlaw was recognized for his outstanding work in the Central Florida community with the Rich and Helen DeVos Community Enrichment Award. He won the award three times (1998-99, 2005-06, 2006-07) and is one of only two players in team history to accomplish that feat. Outlaw also serves as a pregame and postgame analyst for select games on Bally Sports Florida.

STUFF THE MAGIC MASCOT

On October 27, 1988, STUFF literally burst onto the scene when a large egg was discovered in front of the old Amway Arena. No one is sure where it came from or how it arrived in Orlando. Witnesses, however, reported a giant explosion followed by a shower of deflated basketballs, Orlando Magic bumper stickers and puffs of green smoke. The oversized green dragon that emerged from the commotion had no idea of the impact he would soon have on "The City Beautiful."

STUFF is one of the most recognizable mascots in professional sports. STUFF prides himself as the Orlando Magic's number one fan, and he relishes his role as the team "funny guy." Whether seen backflipping off a 16-foot ladder, shooting his signature backwards half-court shot, or perhaps throwing a cake in the face of an unsuspecting fan from another team, STUFF seldom seems to slow down his pace. Although unpredictable at times, his comedic timing and impromptu style is guaranteed to bring a smile to the faces of fans both young and old.

Our lovable dragon STUFF took his fame to new heights in 2014. After a game-time decision to propose to supermodel Kate Upton, STUFF was seen on several media outlets and was even discussed on TMZ. That wasn't enough for the big green guy. STUFF delivered a dance-off challenge to Hashtag, the mascot of the "Tonight Show with Jimmy Fallon." While the show was visiting Orlando on June 18, 2014, STUFF and Hashtag battled it out in an epic dance-off on national television. The result was a tie. In March of 2015, STUFF made ESPN's Top Ten Plays with his dangerous and exciting backflip dunk off a 16-foot ladder. STUFF was also named the NBA's Mascot of the Year for 2015-16 and 2016-17, making him the first ever back-to-back recipient.

For more information on "Orlando's Mascot," follow him on X and Instagram (@STUFFMagic).



O-TOWN ENTERTAINMENT

O-Town Entertainment is a gameday experience designed to excite, engage and electrify Magic fans at the Amway Center. Each game is a live show that we put on for you, the best fans in the NBA, every night. Here is our cast of entertainers:



PAUL PORTER

One of the NBA's most veteran public address announcers, Paul Porter returns for his 35th season with the Orlando Magic. He is no stranger to the microphone. Porter hosts "The Home Team," a Saturday sports talk show on 860-AM The Answer in Tampa Bay. He is also the public address announcer for the Tampa Bay Lightning of the NHL and the Tampa Bay Buccaneers of the NFL.

SIMON "THE MUSIC GUY"

Have you screamed "Defense!" or cheered "Let's Go Magic!" during a game? Have you danced to the music to get noticed by Magic Vision? Then Simon The Music Guy has done his job! Simon is the person creating a fun atmosphere during timeouts that will keep you on your feet.

DJ D STRONG

DJ D Strong is the official emcee and DJ for all Orlando Magic home games and events throughout the city. Whether it's hosting a contest or getting fans excited during a T-Shirt launch, you can always catch D Strong bringing the fun. When he's not starting the party at the Amway Center on gameday, you can hear D Strong on three of Orlando's top radio stations, XL106.7, 104.5 The Beat & Real Radio 104.1. Follow D Strong on Instagram @djdstrong.

CORI

Cori is the host and in-arena emcee during all Orlando Magic home games. During breaks in the play, she keeps the crowd on their feet with fan contests, entertainment and giveaways, all while rocking her unique and flashy sports fashion. She grew up in Orlando as a season ticket holder, was a former Orlando Magic Dancer, and above all is a true Magic fan. During her time with Orlando, she has proudly represented the Magic as an emcee at the NBA All-Star Weekends in 2018 (Los Angeles), 2019 (Charlotte), 2020 (Chicago), and 2022 (Cleveland), making her a four-time NBA All Star. When she's not on the court, you might see her on the field as the host of the UK Channel 5 Sunday morning American Football program called "NFL End Zone." Follow Cori on Instagram/X @Coriyarckin and at www.coriyarckin.com.



O-TOWN ENTERTAINMENT

321 HYPE

321 Hype is the official hype squad at Orlando Magic home games and events throughout Central Florida. Their top priority is keeping the energy high and giving the best fans in the NBA an unforgettable experience. You'll see this crew all over the Amway Center entertaining fans, assisting with on-court contests, and most importantly, launching prizes into the crowd during timeouts!

CLASSIC 407

This fan-favorite performance group builds on the excitement delivered to fans from The 407. Proving that age is just a number, the Classic 407 is made up entirely of seniors passionate about dance and performing in front of the NBA's best fans. You can see the Classic 407 at select home games 1-2 times per month.

THE 407

Our co-ed hip-hop performance team has become a crowd favorite, executing professional routines at Orlando Magic games, while making appearances and continuing our tradition of community service. This dynamic group includes dancers who have been seen on America's Got Talent, World of Dance and more. Catch them at select home games throughout the season.

MAGIC BEATZ

This dynamic percussion group will keep the rhythm and bring the beatz. Catch them performing at select home games during player introductions, timeouts, and keeping the beatz going outside the Amway Center following home games too.





CHARLES FREEMAN

President of Business Operations

Charles Freeman is entering his 28th season with the Orlando Magic and was promoted to president of business operations in June 2018. Freeman's responsibilities include oversight and management of ticket sales, premium sales, client services, ticket operations, global partnerships, premium services, marketing, arena operations, retail, philanthropy and social responsibility.

Freeman started with the Magic in 1996 as a market research analyst for corporate sponsorship and broadcast sales. He was responsible for all research and strategic planning for the department. In 1997, Freeman was promoted to business manager of sales and was in charge of developing and implementing new business strategies for the sales division.

In the spring of 1999, as business development manager, Freeman began working with ownership on a variety of strategic projects. In the summer of 2001, he was promoted to director of business development and focused on the growth and expansion of RDV Sports, as well as new business ventures for the DeVos family.

In July 2005, Freeman was promoted to vice president of business development and strategy, and then was promoted to senior vice president of business development in August 2007, after helping to oversee the team's efforts to obtain the necessary approvals for the Amway Center. He was responsible for the design, construction, and development of the Amway Center which opened in October 2010. In October 2012, Freeman was promoted to chief revenue officer and in July 2015 was named Chief Operating Officer. In these roles, Freeman oversaw all sales and marketing efforts for the organization. For all of his efforts, he was selected to the *SportsBusiness Journal's* Forty Under 40, a recognition that spotlights the nation's top young sports executives under the age of 40. Freeman also serves as the Sports Business Executive in Residence for High Point University.

Freeman graduated from Rollins College with a major in economics and minor in business administration. He and his wife, Pam, live in Orlando, Fla. They have two children, Charlie (19) and Addison (17).



JIM FRITZ

Chief Financial Officer

Jim Fritz, who has 36 years of experience in management, including the last 29 years with the Orlando Magic, was promoted to chief financial officer in May 2006. Fritz's responsibilities include executive management of the organization's financial affairs, as well as information technology, legal services, risk management and aviation.

In his role, Fritz oversees the accounting, financial reporting, debt financing and treasury management functions. In addition, he serves the business on strategic planning and business development initiatives. Fritz has previously held the Magic's

controller, director and vice president of finance positions during the previous 11 years.

Prior to joining the Magic, Fritz worked for five years in the audit practice at PricewaterhouseCoopers and for two years at Hotel Management Associates where he served as Corporate Controller. Fritz received his master's and undergraduate degrees in accounting from Florida State University and he is a Certified Public Accountant. Fritz serves on the Board of Directors for the Orlando Magic Youth Foundation as its Treasurer, and he also serves on the Board of Directors, Executive Committee and Audit & Finance Committee of the Orlando Economic Partnership.

A native of Central Florida, Fritz resides in Orlando, Fla., with his wife, Donna. They have a son, Zachary and daughter, Nicole.



MICHAEL FORDE

Chief Sales Officer

Michael Forde is entering his 20th season with the Orlando Magic and was promoted to chief sales officer in August 2017.

Forde has executive leadership responsibilities for the global partnerships, ticket, premium and retail sales units of the organization. His responsibilities include the oversight for all sales including tickets, hospitality, ICON suite membership, tourism and retail for both the Orlando Magic and Amway Center.

His global partnerships team is instrumental in developing marketing solutions for local, regional and national companies seeking an affiliation with the Orlando Magic brand and the Amway Center.

Forde also oversees ticket sales, premium sales, global partnerships sales and activation, and retail departments.

In addition to his current responsibilities, Forde provides strategic sales support for Orlando Solar Bears, Osceola Magic, Magic Gaming and the Sports & Entertainment District.

Forde began with the Magic as a partnership development manager and was later promoted to assistant director of corporate partnerships during the summer of 2008. He was then promoted to director of corporate partnerships in August 2009, vice president of corporate partnership sales in July 2012 and senior vice president of corporate partnerships and premium sales in March 2014.

Forde serves on the Greater Orlando Sports Commission, where he is past chair. He formerly served as the Chair of the Local Organizing committee of the NCAA men's basketball tournament in 2017.

A native of Philadelphia, Pa., Forde earned his bachelor's degree from the University of Delaware. He and his wife, Vivian, reside in Lake Mary, Fla. and have three children and three grandchildren.



JOEL GLASS

Chief Communications Officer

Joel Glass, who joined the Orlando Magic in October 1995, was promoted to chief communications officer in June 2015.

Glass is responsible for directing communication and media/public relations efforts related to the Magic. He is responsible for media operations, strategic communications, media releases, publications and statistical material, while also coordinating media interviews with players, coaching staff members and front office personnel. Glass also oversees the team's digital news content team and the team's television and radio

broadcasting department.

Glass joined the Magic as the assistant director of basketball publicity/media relations in October 1995. He was promoted to director of team media relations in 1998, then promoted to vice president of communications in July 2006. Glass was later promoted to senior vice president of public relations in July 2012.

Glass arrived in Orlando from the University of Florida sports information department, where he worked for more than nine years. While at UF, Glass spearheaded media/public relations for basketball, while also assisting with football and the men's spring sports program. While with the Gators, Glass was the winner of 23 national publication and writing honors, as awarded by the College Sports Information Directors of America.

A 1986 graduate of the University of Iowa and a native of Wilmette, Ill. (north of Chicago), Glass spent three summers working in the Chicago White Sox public/media relations department while in college. At Iowa, he served as a writer for *The Daily Iowan*, covering football, basketball, baseball, golf and wrestling.

In 2022, Glass was recognized by the Greater Orlando Sports Commission with the SPORTY award for Best in Communications and Public Relations. The SPORTYS honors sports business professionals whose contributions and impact have been vital in making Greater Orlando one of the country's premier sports destinations.

In the community, Glass has been involved with Teach-In, a community-based program where professionals share their experiences at area schools, and has served as a youth basketball and baseball coach. He is also a certified High School, Little League and Babe Ruth baseball umpire and has worked games in the Florida Collegiate Summer League, as well as three Atlanta Braves minor league extended spring training games. Glass formerly served as a Heart of Florida United Way board member, and is currently on the advisory committee for the Orlando Magic Youth Foundation, as well as a City Year board member.

Glass and his wife, Robyn, reside in Apopka, Fla. They have four children between them, Max, Madeline, Erika and Nicolas.



ESU MA'AT

Chief Diversity, Equity & Inclusion Officer

Esu Ma'at begins his fourth season with the Orlando Magic, being named chief diversity, equity & inclusion (DE&I) officer in November 2020.

Ma'at's role with the team will be multi-dimensional, with a focus on integrating DE&I strategy with the Magic's business goals, along with the team's values and key performance indicators; attracting, engaging and retaining diverse talent; owning accountability for driving equity and belonging; and enhancing organizational culture, brand reputation and social impact.

Ma'at is a trans-disciplinary thought leader who has a distinguished track record of success, driving a 21st century vision for diversity, equity and inclusion. He works closely with the Magic's executive leadership team and entire staff to drive a holistic and impactful DE&I strategy that contributes to the goal of ensuring that the Magic workforce reflects the demographics of Central Florida, that the team is successful growing a diverse fan base and that all internal and external stakeholders enjoy a legendary belonging experience. To date, diversity initiatives have earned the team the 2022 SPORTY Award for Sponsorship Activation of the Year (Magic Diversity Game Changers Powered by Florida Blue), the 2023 Orlando Business Journal Diversity in Business Award and the 2023 African-American Chamber of Commerce Corporate Recognition Award.

Prior to joining the Magic, Ma'at created and led the United States Tennis Association (USTA) Eastern, Diversity and Inclusion department. He serves as an advisory board member for the All-In Diversity Project, a London-based, non-profit organization focused on DEI indexing and worldwide standards. He served as the Class Chair for Leadership Orlando Class 101, he is a member of the Coalition for the Homeless and Central Florida Community Arts Board of Directors. He is also a member of the Citrus Club Board of Governors.

Ma'at attended North Carolina Central University for two years before earning a bachelor's degree in economics from Fairleigh Dickinson University and a master of science degree in sports management from Columbia University. He also completed his D&I training at the Cornell University School of Industrial and Labor Relations.



AUDRA ROMAO

Chief People Officer

Audra Romao, SPHR is entering her 25th season with the Orlando Magic and was promoted to chief people officer in June 2015. She oversees the people team and office services for the "team behind the team."

Romao started with the Magic as the assistant director of human resources in May 1999. She was promoted to director of human resources in October 2005, then to vice president of human resources and administrative services in May 2007 and later to senior vice president of human resources and administrative services in July 2012.

Prior to 1999, Romao worked as an HR Generalist for Gambro Healthcare, an international medical manufacturing company with offices in Central Florida. Romao began her HR career in 1994 when she spearheaded the start-up of a human resources department for First Atlantic Federal Credit Union in Long Branch, N.J.

Romao earned a BS degree in human resources management from Cabrini College, a liberal arts university in Radnor, Pa. She received her MA degree in human resources management from Rollins College in Winter Park, Fla. Romao holds a Senior Professional in Human Resources (SPHR) designation, a professional certification through the Society for Human Resource Management.

Romao serves on the board of the Mental Health Association of Central Florida (<https://www.mhacf.org>) and the Orlando Philharmonic Orchestra (<https://orlandophil.org>). She recently joined the board of Second Harvest Food Bank of Central Florida (<https://www.feedhopenow.org>). She is also a member of the Leadership Business Advisory Board for Crummer Graduate School of Business and an active mentor for their Mentorship program.

Romao and her husband, Lou, reside in Orlando, Fla. with their beloved English bulldogs, Noah and Louna.



CHRIS D'ORSO

Executive Vice President of Sales and Operations

Chris D'Orso enters his 35th season with the Orlando Magic and serves as executive vice president of sales and operations. His responsibilities include overseeing the day-to-day operations of sales for the Amway Center including season, premium, suites, hospitality, partial, group and tourism sales as well as retail, and ticket operations for both the Orlando Magic and Amway Center.

A mainstay in the organization since the team's inception, D'Orso joined the Magic in 1989 as the promotions/publicity coordinator. After two seasons in that capacity, he moved into the sponsorship sales department as a corporate account manager for the next three years. In 1994, D'Orso was promoted to the assistant director of marketing position, and in 1998 was promoted to director of marketing. He served as director of ticket sales and marketing from 1999 and was promoted to vice president of marketing and sales in 2002, a position he held for seven years. In 2012, he was named senior vice president of sales and operations and most recently was promoted to executive vice president of sales and operations in 2023.

D'Orso graduated in 1988 from Fairfield University with a bachelor's degree in communications. He actively works with the Dr. Phillips and Central Florida YMCA and the Make a Wish Foundation.

D'Orso and his wife, Christine, reside in Windermere, Fla., and have two sons, Harrison and Alex.



JEFF LUTES

Executive Vice President of Technology

Jeff Lutes was promoted to executive vice president of technology in June 2022. In this role, he oversees the information technology and broadcast technologies and services departments, which in turn are responsible for the technology strategy and execution for the Orlando Magic, Osceola Magic, Magic Gaming, Orlando Solar Bears and the Amway Center.

Prior to joining the Magic, Lutes worked as the vice president of technology for an international manufacturing company in Central Florida. He spent ten years with CNL Financial Group, located in Central Florida, where he served as CIO of the Shared Services Organization and vice president of business systems for CNL Hotel and Resorts.

Lutes served on the board of Second Harvest Food Bank of Central Florida from 2014-2022, acting as board chair the final two years, and actively volunteers his time for the cause. He is active on several advisory councils for other entities.

Lutes earned a BS degree in computer information services in 1988 from Oakland University in Rochester, Mich. He and his wife, Sherry, reside in Winter Garden, Fla., have two sons, Kyle and Connor, and a daughter, Mariel.



KATIE STOCZ MILLER

Executive Vice President of Premium and Client Services, Fan Experience and Operations

Katie Stocz Miller is in her 18th season with the Orlando Magic, where she has grown her career from sales executive to executive vice president of premium and client services, fan experience and operations. She is responsible for leading the Magic's premium and client services teams and customer service initiatives, while implementing short and long-term retention strategies that increase fan affinity, maximize revenue and continue to strengthen the Orlando Magic brand.

Miller started with the Magic in December 2006 season as a ticket sales representative. She was promoted to ticket sales manager in April 2007, and later to assistant director of ticket sales in July 2010. After being named director of client services in August 2011, Miller was later promoted to senior director of client services in 2014, vice president in 2016 and senior vice president in June 2019. She was promoted to her current position in July 2023.

Prior to joining the Magic, Miller spent three years in minor league baseball as the director of client services and sales for the Savannah Sand Gnats. She has also spent time with WATH/WXTQ radio in Athens, Oh., the Cleveland Browns and the Southern Ohio Copperheads.

Miller is the president for WISE Greater Orlando (Women in Sports and Events). Miller is passionate about her involvement in the Central Florida community, and has previously served on the board for Central Florida Community Arts, the Adult Literacy League, and as a member of the Ohio University Alumni chapter. Miller also mentors young professionals in collegiate sport business programs, including the University of Central Florida.

A native of Cortland, Oh., Miller earned her bachelor's degree in journalism with a minor in psychology from Ohio University. She and her husband, Steve, reside in Altamonte Springs, Fla., with their daughter, Maya (10) and son, Cole (7).



JAY RIOLA

Executive Vice President of Strategy & Innovation

Jay Riola is entering his 18th season with the Orlando Magic. He was promoted to executive vice president of strategy & innovation in June 2022. Riola oversees the Magic's business strategy and innovation efforts including data engineering, strategy and analytics, mobile strategy, CRM, digital marketing and marketing technology, as well as other strategic initiatives and special projects. Riola also serves as the executive in charge of Magic Gaming, the Magic's professional esports franchise participating in the NBA 2K League.

Riola started with the Magic as an intern in 2006 and worked as part of the Magic's internal team overseeing the design and construction of the Amway Center, which opened in 2010. Since 2010, he has worked in several roles to grow the Magic's data and analytics program from a small, startup effort into a department that is regarded by sports industry professionals as a best-in-class team. Riola has also helped lead the Magic's mobile strategy and digital technology efforts, including advancement of the team's mobile app and development of new and innovative digital ticketing solutions. In 2016, he helped lead the process to bring the Orlando Magic's G League team, the Osceola Magic, to Florida.

In May 2022, Riola was selected to the *SportsBusiness Journal's* Forty Under 40, a recognition that spotlights the nation's top young sports executives under the age of 40.

In addition to his role with the Magic, Riola is an adjunct instructor with the DeVos Sport Business Management Graduate Program at the University of Central Florida and at Linfield University's School of Business, where he teaches sport business analytics courses. He is active in the broader sports business industry serving on several boards and advisory committees, including currently serving as chair for UCF's DeVos Sports Business Management Program's Advisory Board, Baylor University's Center for Sports Strategy and Sales (S3), KORE Software's Customer Advisory Board, and the NBA's Team Innovation Advisory Council (TIAC).

Riola received his bachelor's degree in business administration with concentrations in finance and marketing from Trinity University in San Antonio, Texas in 2006, where he played on the men's basketball team. He received his MBA from the University of Florida in 2011.

Riola currently resides in Orlando's College Park neighborhood with his wife, Julia. They have a daughter, Madeline, and a son, Mason.



SHELLY WILKES

Executive Vice President of Marketing and Social Responsibility

Shelly Wilkes was promoted to executive vice president of marketing and social responsibility in June 2022. She rejoined the Orlando Magic in July 2020 as senior vice president of marketing and social responsibility. In her role, she oversees overall brand strategy, fan and community engagement, and the Orlando Magic Youth Foundation.

Prior to rejoining Orlando, Wilkes served as team president of the Lakeland Magic (now Osceola), G League affiliate of the Orlando Magic, for more than three years (December 2016-July 2020). She was responsible for overseeing the day-to-day business operations of the team and was the first female team president in G League history.

Wilkes spearheaded naming rights deals, arena renovations, corporate partner signings, and innovation in ticket sales. Specifically, she was instrumental in leading the charge to bring professional basketball to the Lakeland community for the first time in 2017-18. Wilkes led several of the G League team's most significant accomplishments, including the naming rights deal with the City of Lakeland to rebrand the former Lakeland Center to the RP Funding Center. She also oversaw the opening of a new practice facility in 2020, partnering with the City of Winter Haven and Polk County.

Prior to the Lakeland Magic, Wilkes spent 13 seasons with the Orlando Magic and started as a game-night staff member in the marketing department during the 2003-04 season, before being hired full-time in August 2004 as group sales coordinator. She held multiple positions within the sales and marketing areas of the company focused on fan engagement and live entertainment.

In February 2020, Wilkes was selected to the *SportsBusiness Journal's* Forty Under 40, a recognition that spotlights the nation's top young sports executives under the age of 40.

Wilkes received her bachelor's degree in general business from the University of Central Florida in 2002 and was a member of the women's volleyball team. She later graduated from the DeVos Sport Business Management Program at UCF in 2004 and earned master's degrees in both business administration and sport business management.

Wilkes lives in Orlando with her husband, Dallas, and daughters, Quinn and Addison.



JEFF BISSEY

Senior Vice President of Finance

Jeff Bissey begins his 29th season with the Orlando Magic. As the senior vice president of finance, he oversees the daily accounting and financial operations of the Magic and its affiliates, including financial analysis and reporting, audit and tax return preparation, budgeting, and cash management.

Bissey joined the Magic in October 1994 as an intern in the basketball operations department. He was hired as a staff accountant in the finance department in July 1995 and held the position of accounting manager and controller before being promoted to vice president in 2015. Bissey was promoted to his current position in 2023.

Bissey received his bachelor's of science degree in finance from Kansas State University in 1991. He later graduated from Wichita State University with a master's of education in sports administration in 1995. Bissey is on the board of directors for the Foundation of Foster Children.

He resides in Longwood, Fla., has a son, Brett, and a daughter, Leah.



J.T. MCWALTERS

Senior Vice President of Global Partnerships

J.T. McWalters begins his 18th season with the Orlando Magic. As senior vice president of global partnerships, McWalters oversees all areas of the department, which includes new and retention sales efforts, activation and fulfillment of all partnership agreements, and building strategic marketing strategies for all Orlando Magic partners.

McWalters started as a corporate partnership account specialist in April 2006 and was promoted to corporate partnership account manager in August 2008. He was subsequently promoted to assistant director of partnership activation in January 2012, and director of corporate partnership activation in 2013. In those roles, he managed the day-to-day activation and retention of several partner brands, playing a role in growing the overall corporate partnership revenue for the organization each season. During the construction of the Amway Center which opened in 2010, McWalters managed the development of several sponsor entitlement spaces. He was named vice president of partnership strategy in November 2018 and later vice president of partnership activation & strategy in June 2019, leading the vertical of the department responsible for activation, retention sales and strategy development of partnership assets and partnership measurement. McWalters was named vice president of global partnerships in July 2020 to lead the overall department. He was promoted to senior vice president in June 2022.

Prior to joining the Magic, McWalters spent time as an account executive with both Silverman Media & Marketing Group in Westbury, N.Y., and For Sport Enterprises in New York, N.Y. He started his career working in the front office of the TD Waterhouse Cup, an ATP sanctioned and US Open Series men's professional tennis tournament in Commack, N.Y.

A native of Long Island, N.Y., McWalters received his bachelor's degree in communications with a concentration in sports journalism from Springfield College, MA. He and his wife, Gwen, reside in Winter Garden, Fla. with their daughter, Emmeline (11), and sons Jack (8) and James (4).



NYEA STURMAN

Senior Vice President and General Counsel

Nyea Sturman is entering her 19th season with the Orlando Magic and was named senior vice president and general counsel in June 2022. Prior to this role, she held the roles of vice president and general counsel, general counsel, assistant director of legal services, and spent seven years in the Magic's corporate partnerships department, most recently as the partnership business manager, focusing on strategic planning, budgeting, market research, contract negotiation, and sweepstakes compliance.

In her current role as senior vice president and general counsel, Sturman is responsible for overseeing the legal services department and providing counsel to the Orlando Magic (NBA), Osceola Magic (NBA G League), Orlando Solar Bears (ECHL) and Magic Gaming (NBA 2K League).

Sturman graduated from Cornell University (B.S., Industrial and Labor Relations), the University of Oregon (M.B.A., Sports Business) and Marquette University Law School (J.D., Certificate in Sports Law), during which time she completed internships with the National Football League, Milwaukee Bucks, and the Pettit National Ice Center. During her time at Marquette University Law School, Sturman served as the executive editor of the Marquette Sports Law Review and the president of the Sports Law Society. She is admitted to practice in Florida, New York, and Wisconsin, is a member of the Association of Corporate Counsel, serves on the Advisory Board for the National Sports Law Institute, and serves on the Board of Directors for the Sports Lawyers Association, The Gift of Swimming, the Florida Sports Foundation, the Holocaust Memorial Resource and Education Center of Florida, and the Foundation for Seminole State College.

Sturman resides in Longwood, Fla.



RYAN DEVOS

Vice President of Shareholder Engagement

Ryan DeVos begins his third season as vice president of shareholder engagement for the Orlando Magic.

DeVos' responsibilities include taking a primary leadership role in ownership engagement, chairing a Third Generation Leadership Team, which will also partner with Orlando Magic Chairman Dan DeVos. In this role, he will continue to provide valuable business insights and explore how the third generation of the DeVos family will engage with the team long term.

Prior to his new role, DeVos spent four seasons as director of Magic Gaming, overseeing all aspects of the Magic's NBA 2K League team. His primary responsibilities included overall management of the day-to-day basketball and business operations.

DeVos spent two years at the NBA office in New York in the Global Marketing Partnerships group. He handled the marketing relationships for companies such as SAP, Coca-Cola and PepsiCo.

DeVos volunteers his time in the community with the Magic's various community initiatives including board service on the AdventHealth Hospital for Children Foundation. He also supports the Orlando Science Center and *Charity: Water*, a nonprofit organization that provides drinking water to people in developing nations, benefiting more than 8.2 million globally.

DeVos is also among the owners leading the Orlando Squeeze of Major League Pickleball, joining the league in 2023. Major League Pickleball is the premier team league and standard-bearer for the fastest-growing sport in the United States.

DeVos graduated from Rollins College with a degree in international business. He and his wife, Michelle, reside in Orlando, Fla. with their four children, Kyler, Hudson, Lincoln and Beckett.



TYE EASTHAM

Vice President of Broadcasting

Tye Eastham begins his 28th season with the organization and was promoted to vice president of broadcasting in June 2022. He oversees the team's local television and radio broadcasts, and produces all Magic game broadcasts on Bally Sports Florida.

Eastham joined the Magic in 1993 as an in-arena video production crewmember and freelance editor/videographer. In 1996, he joined the organization full-time and during the next five seasons, served in various broadcasting roles for the Orlando Magic, the Orlando Solar Bears of the International Hockey League, and the WNBA's Orlando Miracle. His duties included producing features, commercials, and other video elements for the teams. He also produced and directed in-arena video productions, as well as Solar Bears game broadcasts on Sun Sports. Eastham was promoted to director of broadcasting for the Magic in July 2013. In 2001, he began producing local game broadcasts for the Magic and now enters his 23rd season in that role.

Eastham earned his bachelor's degree in telecommunications from Indiana University in 1993, with minors in business and Spanish. He and his wife, Tiffany, reside in Apopka, Fla., and have two sons, Tyler and Zackary, and two grandchildren, Tanner and Riley.



PAT GALLAGHER

Vice President of the Sports and Entertainment District

Pat Gallagher is currently in his 21st season with the organization and was promoted to vice president of the Sports and Entertainment District (SED) in July 2023. In this role, he oversees the development of the SED, the mixed-use project planned to be built adjacent to the Amway Center.

Gallagher began his career with the Magic in 2003 as an intern in the business strategy department. He was hired full-time in 2004 to launch the Magic's tourism sales department. In 2005, he was promoted to business strategy manager, where he was responsible for assisting with the strategic planning for, and the execution of, renovation projects within the Magic's former arena, including a new courtside club, a suite level club, and a reconfigured courtside seating plan. He also executed the arena name change from TD Waterhouse Centre to Amway Arena.

In 2007, Gallagher was promoted to business development and strategy manager and oversaw the design and build-out of the Magic's experience center for the new arena. He also was a key member of the new arena project team, working on all aspects of the development, design and construction of the Amway Center. Upon completion of the Amway Center project closeout process in 2012, he was promoted to assistant director of legal services and subsequently to general counsel. In this role, Gallagher and his co-counsel established the Magic's in-house legal department. In 2014, Gallagher added SED oversight to his role when he was promoted to general counsel and project director. In 2015, he was promoted to director of the SED.

Gallagher graduated from West Chester University in Pennsylvania with a bachelor's degree in communication studies in 2000 and received his JD from Tulane Law School in 2003. He is a member of the Florida Bar.

Originally from Philadelphia, PA, Gallagher and his wife, Barb, reside in Orlando, Fla.



BRENDA HAYSLETT

Vice President of People

Brenda Hayslett, SPHR is entering her 17th season with the Orlando Magic and was promoted to vice president of people in July 2019. She oversees benefits, compensation, employee relations, employee engagement and human resources administration for the Orlando Magic, Magic Gaming, Osceola Magic and the Orlando Solar Bears.

Hayslett started with the Magic in July 2007 and previously served in the roles of human resources manager, assistant director of human resources, director of human resources and senior director of people.

Prior to 2007, Hayslett worked as a paralegal before joining Invacare Corporation, an international medical manufacturing company, where she worked for 17 years. Hayslett began her HR career in 1999 as a recruiter before relocating to Central Florida.

Hayslett earned a BS degree in paralegalism from Dyke College, a private business college in Cleveland, Ohio. She received her MA degree in business and human resources management from the University of Central Florida. Hayslett holds a Senior Professional in Human Resources (SPHR) designation, a professional certification through the Society for Human Resource Management.

In 2018, Hayslett joined the board of directors for A Gift for Teaching (www.AGiftForTeaching.org), whose mission is to improve education by providing resources and surplus materials free to teachers for their students in need. Hayslett resides in Winter Springs, Fla. with her husband, Scott.



GEOFF KROHMER

Vice President of Live Entertainment and Production

Geoff Krohmer enters his 19th season with the Orlando Magic and was promoted to vice president of live entertainment and production in July 2022. His responsibilities include overseeing game presentation, content and graphic production, as well as social media strategy and engagement for the Orlando Magic.

Krohmer originally joined the Magic in 2005 as a broadcasting intern and joined the organization full-time in July 2006 as an associate producer. During his three seasons in that role, he supported the telecasts and in-arena video production.

While opening Amway Center in 2010, Krohmer was responsible for management of all postproduction work as the coordinating producer until then being named assistant director of broadcast production in 2014. In 2016, he was named director of live entertainment and production and served in that role until being promoted to vice president in 2022.

Krohmer graduated in 2004 from Full Sail University in Winter Park, Fla. where he earned a bachelor's degree in entertainment business and an associate degree in film and television production.

Originally from Grand Rapids, Mich., Krohmer and his wife, Leigh Ann, reside in Winter Garden, Fla. with their daughter, Taylor, and son, Oliver.



CHUCK LICHTY

Vice President of Premium, Season and Plan Sales

Chuck Lichy enters his 11th season with the Orlando Magic and was promoted to vice president of premium, season and plan sales in June 2022. His responsibilities include overseeing sales for the Amway Center including new season tickets, new premium suites, partial plans and hospitality for both the Orlando Magic and Amway Center.

When Lichy started with the Magic in 2013, he was hired as ticket sales manager, overseeing the entry level sales program. After a year and a half, he was promoted to senior manager of season and plan sales. In 2016, Lichy was promoted to assistant director of season and plan sales. He was promoted to director of season and plan sales in 2017. In 2020, Lichy began to oversee all premium inventory and was promoted to director of premium, season and plan sales.

Prior to joining the Magic in 2013, Lichy worked in Major League Baseball with the Pittsburgh Pirates as a new business development executive.

Lichy graduated in 2011 from Ohio University with a bachelor's degree in sport management and received a minor in business. He and his wife, Anne, reside in Apopka, Fla., and have two children, Leo and Mia.



MARITZA MARTINEZ-GUERRERO
Vice President of External Affairs and Philanthropy

Maritza Martinez-Guerrero was named as vice president of external affairs and philanthropy for the Orlando Magic in February 2023. She joined the organization after serving in various roles at the University of Central Florida for 22 years, most recently as the associate vice president for division of government and community relations, and director at the office of community relations and economic development.

Her role includes oversight of social responsibility, philanthropy and government affairs for the Magic, while also managing the Orlando Magic Youth Foundation. She will work in the marketing and social responsibility departments.

While at UCF, Martinez-Guerrero was a senior level advisor to the president, vice presidents and senior administrators as it related to the university's external standing and reputation, oversaw the university's community relations initiatives and strategies, and advanced the university's economic development pursuits. She also supported UCF's legislative efforts with local, state and federal officials.

In addition to her work at UCF, Martinez-Guerrero served on nine boards in the Central Florida area including Heart of Florida United Way, National Center for Simulation, National Entrepreneur Center, Orlando Shakes and the Winter Park Health Foundation, to name a few. She is a graduate of Leadership Orlando, Leadership Winter Park and Leadership West Orange. Martinez-Guerrero has been recognized by multiple publications for her community work and impact: Orange Appeal Woman of the Year, Onyx Magazine Woman on the Move, Vision Magazine Most Influential Hispanic and Orlando Business Journal Woman to Watch.

Martinez-Guerrero earned her bachelor of arts in general studies, her master of arts in higher education and her master of business administration degrees all from UCF.

She resides in Orlando, Fla. with her husband of 23 years, Julio E. Guerrero, and their two daughters, Juliana and Mariana.



PAUL MOLETTEIRE
Vice President of Ticket Operations

Paul Moletteire is currently in his 31st season with the Orlando Magic. He was promoted to vice president of ticket operations in July 2017. Moletteire is responsible for managing the ticket operations of both the Orlando Magic and Amway Center.

Moletteire started as a media relations intern in August 1991 and was hired full-time in September 1992 as a box office representative. He was subsequently promoted to ticket services manager in January 1999 and to assistant director of fan relations in December 2004. In July 2006, he was promoted to director of season ticket services and operations. In August 2009, his role was changed in preparation of the opening of the Amway Center in 2010. His current focus is on ticket operations for the team, in addition to providing leadership for the day-to-day activities of the Amway Center's ticket operations and box office.

Moletteire received his bachelor's degree in business administration from the University of Central Florida in 1989. He is currently on the grant review committee for the Orlando Magic Youth Foundation.

Moletteire and his wife, Vicki, reside in Oviedo, Fla., and have a son, Jack and a daughter, Kara.




Robert Rayborn
 Vice President of Program Management



Diane Cicarelli
 Senior Director of Events & Engagement



Victor Porras
 Senior Director of Technology



David Storm
 Senior Director of Broadcast Technology & Services



John Youngblood
 Senior Director of Premium & Client Service and Fan Experience




Ali Anderson
 Director of Business Strategy



Steven Duffy
 Director of Global Partnerships Sales



Tyler Edwards
 Director of Live Entertainment



Owen Fasolas
 Director of Digital Programming



Kelley Irby
 Director of Business Operations




Annie Kosky
 Director of Arena Experience & Operations



Lauren Lambis
 Director of Digital Marketing



Nick Long
 Director of Retail Operations



Michael Loulan
 Director of Global Partnerships Activation



Bill Mauger
 Director of Ticket Operations



Haley Meier
 Senior Director of Tourism and Group Sales



Dan Savage
 Director of Digital Content



Paula Scilipoti
 Director of Office Services



Mark Shaffer
 Director of Finance



Denny Voyles
 Director of Talent Engagement & Development



Marie Heikkinen Webb
Director of Marketing



Keshia Woodie
Director of Social
Responsibility

STAFF



ARENA EXPERIENCE AND
OPERATIONS
Allexya Lago
Arena Experience &
Operations Specialist



ARENA EXPERIENCE AND
OPERATIONS
Shea Williams
Arena Experience &
Operations Specialist



BROADCAST TECHNOLOGY
& SERVICES
Vince Gonzalez
Assistant Director of
A/V Services



BROADCAST TECHNOLOGY
& SERVICES
Sara Foults
Senior Control Room
Manager



BROADCAST TECHNOLOGY
& SERVICES
April Caroselli
LED and Event
Programming Manager



CREATIVE CONTENT STUDIO
Jason Dewberry
Senior Producer



CREATIVE CONTENT STUDIO
Joel Young
Production Manager



CREATIVE CONTENT STUDIO
Maria Aldana
Producer/Editor -
Videoboard



CREATIVE CONTENT STUDIO
Camila Maffuz
Producer/Editor -
Content Studio



CREATIVE CONTENT STUDIO
Houston McCullough
Producer/Lead
Videographer



BROADCAST TECHNOLOGY
& SERVICES
Tom Miller
A/V Systems Supervisor



BROADCAST TECHNOLOGY
& SERVICES
Todd Herrbach
Lead Audio Engineer



BROADCAST TECHNOLOGY
& SERVICES
Daniel Ortiz
Senior Technical
Engineer



BROADCAST TECHNOLOGY
& SERVICES
Doug Crenshaw
Technical Operations
Video Engineer



BROADCAST TECHNOLOGY
& SERVICES
Jesus Escobar
Technical Operations
Video Engineer



CREATIVE CONTENT STUDIO
Matt Holmes
Content Studio
Coordinator



CREATIVE CONTENT STUDIO
Veronica Vintilla
Digital Assets
Coordinator



DIGITAL CONTENT
Josh Cohen
Digital Content Manager



DIVERSITY, EQUITY AND
INCLUSION
Michelle Hayes
Diversity, Equity &
Inclusion Manager



EVENTS
Katie Dallas
Assistant Director of
Events & Engagement



BROADCAST TECHNOLOGY
& SERVICES
Valarie Paterson
Digital Signage and
Event Programming
Coordinator



CORPORATE OFFICE
Lindsey La Chiana
Corporate Office
Director



CORPORATE OFFICE
Ross Jones
Business Operations
Coordinator



CORPORATE OFFICE
Taylor Hackett
Corporate Office
Assistant



CREATIVE CONTENT STUDIO
Caleb Pardick
Assistant Director of
Videoboard
Entertainment



EVENTS
Jessica Van Heyde
Events & Engagement
Manager



EVENTS
Gabrielle Reiff
Grassroots Events &
Engagement Specialist



EVENTS
Olivia Wiggins
Events & Engagement
Coordinator



FINANCE
Sonia Perez
Payroll Manager



FINANCE
Jonathan Zarkin
Senior Financial Analyst



FINANCE

Amber Bryant
Staff Accountant



FINANCE

Tyler Tinsley
Staff Accountant



FINANCE

Brooke Barker
Payroll Specialist



FINANCE

Terevia Davis
Accounts Payable
Specialist



GLOBAL PARTNERSHIPS
ACTIVATION

Jordan Serio
Assistant Director of
Global Partnerships
Activation & Strategy



GLOBAL PARTNERSHIPS
ACTIVATION

Rich Carbone
Senior Global
Partnerships Activation
Account Manager



GLOBAL PARTNERSHIPS
ACTIVATION

Elliott Kiadii
Global Partnerships
Activation
Account Manager



GLOBAL PARTNERSHIPS
ACTIVATION

Kevin Leighton
Global Partnerships
Activation
Account Manager



GLOBAL PARTNERSHIPS
ACTIVATION

Jordan Gilman
Global Partnerships
Activation Account
Representative



GLOBAL PARTNERSHIPS
ACTIVATION

Sabrina Riggs
Global Partnerships
Specialist



GLOBAL PARTNERSHIPS
SALES

David Kucinski
Senior Global
Partnerships
Sales Manager



GLOBAL PARTNERSHIPS
SALES

Aaron Morrison
Senior Global
Partnerships
Sales Manager



GLOBAL PARTNERSHIPS
SALES

Sydney Cook
Global Partnerships
Sales Manager



GLOBAL PARTNERSHIPS
SALES

Malcolm Mompoint
Global Partnerships
Sales Manager



GLOBAL PARTNERSHIPS
SALES

Ryan Pellerin
Global Partnerships
Strategy Coordinator



GRAPHIC PRODUCTION

Amanda Lott
Associate
Creative Director



GRAPHIC PRODUCTION

Elijah Benedicto
Graphic Designer



GRAPHIC PRODUCTION

Rudy Lopez
Graphic Designer



GRAPHIC PRODUCTION

Michael Van Rhee
Graphic Designer



INFORMATION TECHNOLOGY

Jeremy Meyer
Senior Technology
Project Manager



INFORMATION TECHNOLOGY

Raeven Broadnax
Systems Administrator



INFORMATION TECHNOLOGY

Alex Asaturyan
Senior Systems Engineer



INFORMATION TECHNOLOGY

Dylan Randazzo
Technical Services
Specialist



INFORMATION TECHNOLOGY

Mathew Hurlock
Technical Services
Analyst



INFORMATION TECHNOLOGY

Obed Velez
Technical Services
Analyst



LEGAL SERVICES

Andre Salhab
Associate General
Counsel



LEGAL SERVICES

Mia Treuer
Associate Counsel



LEGAL SERVICES

Danez Lockhart
Paralegal/Manager of
Legal Services



MAGIC CARPET AVIATION

Tommy Ashe
Magic Carpet Aviation
General Manager



MAGIC CARPET AVIATION

Glenn Hemphill
Hangar Manager



MARKETING

Spencer Sage
Assistant Director of
Fan Engagement



MARKETING

Owen Sanborn
Senior Manager of
Digital Programming



MARKETING

Jeanine Klem-Thomas
Entertainment Teams
Manager



MARKETING

Norman Shea
Live Entertainment
Manager



MARKETING

Joshua Smith
Marketing Strategy
Manager



MARKETING

Stephanie
Rivera Casiano
Marketing Media
Manager



MARKETING

Lorenzo Guerrero
Digital Content
Specialist



MARKETING

Tanisha Kalipersaud
Executive Assistant to
Marketing, DEI, Social
Responsibility and Strategy



PEOPLE TEAM

Karen Rundle
Senior Talent
Engagement Manager



PEOPLE TEAM

Lisa Abraham
Benefits/HRIS
Administrator



PEOPLE TEAM

Grisela Quiles
Employee
Experience Manager



PEOPLE TEAM

Jill Cramer
Learning and
Development Manager



PEOPLE TEAM

Mike Izzo
Office Services Manager



PEOPLE TEAM

Nikki Green
Senior Lead Office
Services Coordinator



PEOPLE TEAM

Berenice Amaro
Housekeeping Assistant



PEOPLE TEAM

Alaina Ritchie
Executive Assistant to
Chief People Officer &
EVP of Technology



PREMIUM & CLIENT SERVICES

Tijuanna Nunn Compton
Assistant Director of
Premium Services



PREMIUM & CLIENT SERVICES

Courtney Quintero
Assistant Director of
Client Services



PREMIUM & CLIENT SERVICES

Micah Denney
Assistant Director of
Fan Experience



PREMIUM & CLIENT SERVICES

Matt Price
Senior Premium
Services Manager



PREMIUM & CLIENT SERVICES

Brynne Galan
Premium Services
Manager



PREMIUM & CLIENT SERVICES

Whitney Lockhart
Premium Services
Manager



PREMIUM & CLIENT SERVICES

Lauren Williams
Premium Services
Manager



PREMIUM & CLIENT SERVICES

Justin Wrasman
Premium Services
Manager



PREMIUM & CLIENT SERVICES

Alejandro Gonzalez
Fan Experience Manager



PREMIUM & CLIENT SERVICES

Rose Sanders
Premium Services
Specialist



PREMIUM & CLIENT SERVICES

Kari Lane
Client Services
Specialist



PREMIUM & CLIENT SERVICES

Carlos Marin
Client Services
Specialist



PREMIUM & CLIENT SERVICES

Jamia Singleton
Client Services
Specialist



PREMIUM & CLIENT SERVICES

Stormy Washington
Executive Assistant of
Client & Community
Relations



RETAIL

Aubri Yamonaco
Senior Retail Buying
Manager



RETAIL

Samantha Holt
Retail Team Shop
Manager



SOCIAL RESPONSIBILITY

Laura Cutchens
OMYF Executive Director



SOCIAL RESPONSIBILITY

Larissa Sanders
OMYF Development
Director



SOCIAL RESPONSIBILITY

Rachel Cohen
Social Responsibility
Manager



SOCIAL RESPONSIBILITY

Adly Santiago Rivera
Youth Engagement &
Development Manager



SOCIAL RESPONSIBILITY

Brianna Smith
Social Responsibility
Coordinator



STRATEGY

Erin Quigg
Assistant Director of
CRM & Lifecycle
Marketing



STRATEGY

Andrew Bekemeyer
Assistant Director of
Innovation



STRATEGY

Chase Moyer
Senior CRM Manager



STRATEGY

Chris Wilson
Senior Business
Intelligence Analyst



STRATEGY

Loraine Buelhoff
Email and Marketing
Automation Strategist



STRATEGY

Luis Santiago
Digital Marketing
Designer



STRATEGY

Chris Vargas
Digital Marketing
Designer



STRATEGY

Michelle Stenger
Strategy Analyst



STRATEGY

Christina Lewark
Business Intelligence
Data Analyst



STRATEGY

Alexandria Hakman
App and Digital
Marketing Strategist



STRATEGY

Zach Webster
Innovation Specialist



STRATEGY

Jack Prosceno
CRM Coordinator



STRATEGY

Aaron Burns
Lead Web
Designer/Developer



TICKET OPERATIONS

David Turner
Assistant Director of
Ticket Operations



TICKET OPERATIONS

Thomas Velasquez
Assistant Director of
Ticket Operations



TICKET OPERATIONS

Danny Grebosz
Senior Ticket Operations
Representative



TICKET OPERATIONS

Katie Nied
Senior Ticket Operations
Representative



TICKET SALES

Gary Mata
Assistant Director of
Season and Plan Sales



TICKET SALES

Nathan Burger
Assistant Director of
Group Sales



TICKET SALES

Cooper Farrer
Senior Premium
Sales Manager



TICKET SALES

Kellie Griffiths
Senior Premium
Sales Manager




TICKET SALES

Danielle Pechous
Senior Tourism
Sales Manager



TICKET SALES

Johnathan McCall
Premium Sales
Account Executive



TICKET SALES

Matan Cohen
Senior Season Ticket
Account Executive



TICKET SALES

Jack Lensky
Senior Season Ticket
Account Executive



TICKET SALES

Pete Manetas
Senior Season Ticket
Account Executive



TICKET SALES

Kerlon Williams
Senior Season Ticket
Account Executive



TICKET SALES

Golan Cohen
Season Ticket
Account Executive



TICKET SALES

Tanner Pray
Season Ticket
Account Executive



TICKET SALES

Alexander Segars
Season Ticket
Account Executive



TICKET SALES

Zack Cervone
Senior Group Sales
Account Executive



TICKET SALES

Justin Wanner
Group Sales
Account Executive



TICKET SALES

Caitlin Williamson
Group Sales
Account Executive



TICKET SALES

Jess Lott
Tourism
Account Executive



TICKET SALES

Rosa Rivas
Tourism
Account Executive



TICKET SALES

Billy Bunting
Ticket Sales
Account Associate



TICKET SALES

Sara Galvis
Ticket Sales
Account Associate



TICKET SALES

Stacy Helman
Ticket Sales
Account Associate



TICKET SALES

Freud Laguerre
Ticket Sales
Account Associate



TICKET SALES

Jessica Lima
Ticket Sales
Account Associate



TICKET SALES

Gunner Linhart
Ticket Sales
Account Associate



TICKET SALES

Nicholas Puerto
Ticket Sales
Account Associate



TICKET SALES

Jahmon Taylor
Ticket Sales
Account Associate



TICKET SALES

Katie Walker
Ticket Sales
Account Associate



TICKET SALES

Kylee Gregos
Ticket and Premium
Sales Coordinator



TICKET SALES

Faith Smith
Ticket Sales and Service
Coordinator



TICKET SALES

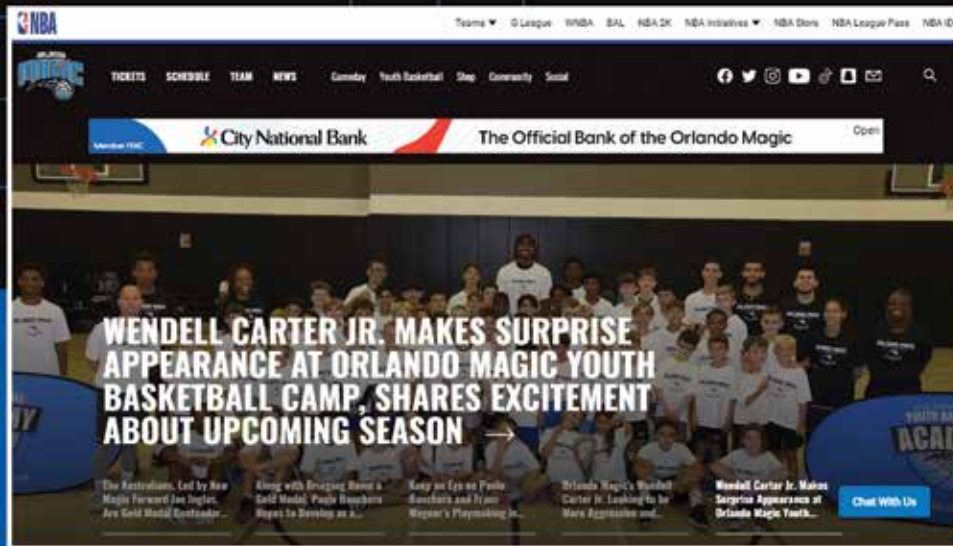
Carrie Mack
Executive Assistant to
Sales and Operations

ORLANDOMAGIC.COM

FEATURING:

- STORIES FROM SAVAGE AND COHEN
- VIDEOS, PHOTOS AND HIGHLIGHTS
- UP-TO-DATE ROSTERS, STATS AND SCHEDULES
- BEHIND-THE-SCENES PLAYER FEATURES
- THE ORLANDO MAGIC POD SQUAD, THE TEAM'S OFFICIAL PODCAST
- AND MUCH MORE

MEDIA





GEORGE GALANTE

Vice President of Communications and Alumni Relations

George Galante begins his 29th season with the organization and was promoted to vice president of communications and alumni relations in July 2023.

Galante supports all areas of the communications department, including serving as managing editor of all media guides, compiling game notes, coordinating interview requests with players and front office personnel, writing press releases, maintaining statistical information and traveling on the road with the team.

Galante also helps to oversee the Orlando Magic Alumni Network, which enhances the organization's relationship with former players, while re-engaging them in the community through appearances at games, camps, fundraisers and other events.

In addition, Galante serves as co-host of the team's official podcast, *The Orlando Magic Pod Squad*. He was co-host of *Magic Overtime with Dante and Galante*, the team's weekly television show that profiled Magic players and personalities, from 2008-12, as well as various other programs which were found on the Orlando Magic's social media accounts.

Following an internship with the Magic during their run to the 1995 NBA Finals, Galante joined the organization full-time in August of 1995, spending four seasons as public relations manager for the Orlando Solar Bears of the International Hockey League (1995-99). While with the Solar Bears, he also served as chairman of the IHL's Public Relations Advisory Board. Galante was named assistant director of communications for the Magic in 1999, promoted to director of communications in 2007, then named senior director of communications in 2019.

Galante earned a bachelor's degree in sports administration from Stetson University in 1996, where he was a student assistant in the sports information department. He assumed SID duties for women's soccer and cross country and also spent one summer as assistant director of public relations for Daytona Beach of the United States Basketball League.

A native of Staten Island, N.Y., Galante and his wife, Laura, reside in Apopka, Fla. with their sons, John (18) and Jim (16), and daughter, Kate (14).



TRISH WINGERSON

Senior Director of Communications

Entering her 28th year with the Magic, Wingerson was recently promoted to senior director of communications. She spent the previous six years as the director of public relations.

Her primary responsibilities include all off-the-court publicity efforts for the Magic and serving as the public relations liaison for Magic Gaming, the Osceola Magic and the Solar Bears. She also oversees the team's copy editing; supervises the communications stats crew and game night staff; assists with player appearances/

requests, interviews, press conferences, photo requests, written team communication; and supports all areas of the communications department including the creation of communications strategy and PR initiatives.

Wingerson began her tenure during the Magic's run to the 1995 NBA Finals as an intern in the communications department. Prior to joining the Magic, she worked as a reporter for WUFT-TV and WUFT-FM in Gainesville, Fla.

Wingerson volunteers her time in the community with the Magic's various community initiatives, having served on the Orlando Magic Youth Foundation (OMYF) Grant VIP Committee and Scholarship Committee. She serves as co-chair on the Magic's Women in Sports and Entertainment Employee Resource Group. She served on the Magic's Diversity, Equity and Inclusion task force; the committee for the Orlando Wine Festival and Auction benefiting the OMYF; and is a board member with Children's Home Society assisting with the communications committee. She also volunteered her time as the membership recruitment and marketing co-chair for the Edgewater High School crew team program. Previously she served on the board of the Orlando Ballet, the Orlando/Orange County Convention and Visitors Bureau Public Relations Committee, and the Lighthouse Central Florida Marketing

Advisory Council. She is a 2006 graduate of the WOMEN Unlimited TEAM program and a 2017 graduate of the Accendo LEADForward program and serves as a mentor for Women in Sports and Events (WISE) Greater Orlando organization.

Wingerson, a member of the Florida Public Relations Association and the Association for Women in Sports Media, graduated from the University of Florida with a degree in telecommunication, broadcast news. She and her husband, Kirk, reside in Orlando, Fla. with their daughters, Kaya and Keaton.



LOUIS AXEN

Communications Specialist

Louis Axen enters his third season as communications specialist with the Orlando Magic, joining the team in August 2021.

Axen supports the communications department and serve as a liaison between the media and the Orlando Magic. His responsibilities include handling media credentials, contributing to media guides and game day programs, writing press releases and more.

Axen earned a bachelor's degree in radio/television from the University of Central Florida in 2017, where he was a multimedia assistant for UCF Athletics. During his time with UCF Athletics, he mainly assisted the men's and women's basketball teams, as well as the baseball team. His duties involved audio/video production, capturing photographs/videos of the teams, working alongside credentialed media and shadowing broadcasters.

While in college, Axen hosted a weekly sports talk radio show called "Ball Knight" on WNSC. Upon graduating, he worked as a news producer for Cox Media Group in Orlando and took over as the public address announcer for Oviedo High School's varsity football team.

Following his stint in radio and news, Axen took on a role in marketing and advertising with Clear Channel Outdoor in 2018. His duties there included the planning and executing of out-of-home marketing strategies, driving revenue and ensuring client satisfaction through the full implementation of their campaigns.

A native of Miami, Fla., Axen currently resides in Winter Springs, Fla.



DAVID STEELE

Television Play-By-Play

David Steele returns for his 35th season of Orlando Magic basketball, and his 26th as the television play-by-play announcer, calling the action for Bally Sports Florida. He was named television play-by-play voice for the Magic in March 1998 after handling radio play-by-play duties for the team's first nine seasons.

The former voice of the University of Florida, Steele arrived in Orlando in 1989 after serving as network coordinator and football/basketball play-by-play announcer for the Gators for seven seasons.

One of the premier broadcasters in the industry, Steele has been named Florida Sportscaster of the Year by the National Sports Media Association twice, winning the honor in both 2009 and 2021.

In 1980, Steele earned the Ray Reeve Award as TV Sportscaster of the Year in North Carolina. He also won the Best Play-By-Play in Florida award from the Florida Sportscasters Association in 1984. Then in February 2019, Steele was the eighth person inducted into the Orlando Magic Hall of Fame.

A native of Jacksonville, Fla., Steele's professional broadcasting career began in 1975, as sports director at WJHG-TV in Panama City, Fla. He also served as sports director at WLOS-TV in Asheville, NC, and was the football/basketball play-by-play announcer at Western Carolina University.

Steele has also served as a past president of the Florida Sportscasters Association. He and his wife, Sally, reside in Orlando. They have three children, Luke, Emily and Betsy, and eight grandchildren.



JEFF TURNER
Television Color Analyst

NBA veteran Jeff Turner returns for his 11th season as Orlando’s television color analyst. He joins David Steele to call the action on Bally Sports Florida. Turner made his Magic broadcasting debut in April 1996 as radio color analyst on the Magic Radio Network and spent nine full seasons in that role from 1996-2005. He also spent parts of two seasons (2011-13) as studio host. Turner also serves as co-host of the team’s official podcast, *The Orlando Magic Pod Squad*.

During the spring of 2005, Turner was named leadership development coordinator at Lake Highland Preparatory School in Orlando. In addition, he served as the school’s head varsity basketball coach for eight seasons (2005-13), compiling a record of 151-72 (.677). Turner led the program to a district title in 2010-11 and a runner-up finish for the Class 4A state crown in 2011-12, before guiding the Highlanders to the Florida Class 4A State Championship in 2012-13.

Originally selected in the first round (17th overall) by New Jersey in the 1984 NBA Draft, Turner appeared in 612 NBA regular season games during his career with New Jersey and Orlando, averaging 6.0 ppg. and 3.3 rpg. After spending three seasons with the Nets and two years in the Italian Basketball League (1987-89), Turner became a member of Orlando’s inaugural squad in 1989. In 411 games (176 starts) with the Magic, he averaged 6.5 ppg. and 3.6 rpg., and helped them reach the 1995 NBA Finals. Turner, who retired in March of 1996, still ranks among Orlando’s all-time leaders in games played (tied for ninth).

A graduate of Vanderbilt, Turner was an All-SEC First Team selection as a senior (1984) and a two-time All-SEC Academic selection (1983-84). He was a member of the 1984 Olympic Gold Medal basketball team.

Turner and his wife, Dee Dee, have two daughters, Allie and Emma.



DANTE MARCHITELLI
Television Studio Host/Sideline Reporter

Dante Marchitelli enters his 25th season with the Orlando Magic. He serves as studio host/sideline reporter for Bally Sports Florida.

Marchitelli began his career with the Magic in 1998 as a radio intern. He was hired full-time in January 2000 as radio producer, working behind the scenes on every broadcast for the Magic Radio Network. Marchitelli was promoted in 2005 to radio manager and also served as radio sideline reporter. His role was expanded in 2008 to television as pre-game host and sideline reporter. Marchitelli was named

assistant director of broadcasting in July 2017, then promoted to director of broadcasting and alumni relations in July 2023.

In addition to his game-day duties, Marchitelli serves as host of *Magic Drive Time*, which airs Monday-Friday from 6-6:30 p.m. on 96.9 The Game throughout the NBA season. Each day, Marchitelli is joined by a rotation of special guests, including Magic/NBA players, broadcasters, front office personnel and more. He also serves as co-host of the team’s official podcast, *The Orlando Magic Pod Squad*. Marchitelli was also co-host of *Magic Overtime with Dante and Galante*, the team’s weekly television show that profiled Magic players and personalities, from 2008-12, as well as various other programs which were found on the Orlando Magic’s social media accounts.

Marchitelli also helps to oversee the Orlando Magic Alumni Network. The Orlando Magic Alumni Network enhances the organization’s relationship with former players, while re-engaging them in the community through appearances at games, camps, fundraisers and other events.

Marchitelli earned a bachelor’s degree in public relations/advertising from Liberty University in 1998.

A native of Woburn, Mass., Marchitelli and his wife, Lana, reside in Windermere, Fla. with their daughters, Olivia (10) and Allison (9).



KENDRA DOUGLAS
Team Reporter

Kendra Douglas begins her first season with the Orlando Magic as team reporter. She will serve as sideline reporter for select Bally Sports Florida telecasts, as well as correspondent for the team’s social media channels.

A two-time Edward R. Murrow Award winner, sports anchor and reporter, Douglas spent three years (2020-23) as a sports anchor and reporter at WESH 2 News (WESH-TV NBC) in Orlando. In addition to covering the Magic while at WESH, she covered the Tampa Bay Buccaneers during the team’s Super Bowl run in 2021, as well as the Tampa Bay Rays, both the NWSL and MLS, and a range of other teams in Central Florida. Douglas won an Edward R. Murrow regional award for her story on former NFL player “HaHa” Clinton-Dix, sharing how the town of Eatonville helped shape him into the person he is today.

Before coming to Florida, Douglas spent nearly two years (2018-20) as a sports anchor and reporter at KSN News 3 in Wichita, Kansas. While at KSN, she covered many teams and stories, including the Kansas City Chiefs’ Super Bowl run in 2020, as well as the story of a Wichita State track athlete’s return to competition after almost losing his life in a house fire. Douglas was part of the sports team that won a KABJ first place award for its Friday Football Fever show.

Prior to covering sports in Wichita, Douglas worked in Wilmington, North Carolina. She also interned as a flash quote reporter for the Olympic News Service, interviewing archery and track athletes at the Rio Olympic Games during the summer of 2016.

Her honors also include an NABJ award for sports reporting.

Douglas is a graduate of the University of North Carolina at Chapel Hill, receiving a bachelor of arts degree in media and journalism, with a concentration in broadcast and electronic journalism. While at UNC, she was a member of the track team and competed in the 400-meter race at the ACC Tournament. Douglas is a member of the Junior League of Orlando, Delta Sigma Theta Sorority Inc. and a Cure Bowl Ambassador.



BRIAN HILL
Television Pregame/Postgame Analyst

Brian Hill returns for his 11th season as pregame/postgame analyst for Orlando Magic games on Bally Sports Florida.

Hill served as head coach of the Orlando Magic from 1993-97 and again from 2005-07, compiling a record of 267-192 (.582). His 267 wins are the most by any head coach in franchise history. Hill also currently serves as an executive advisor to the Magic’s basketball operations department, a position he has held since 2018.

To honor all of his accomplishments with the organization, Hill was inducted into the Orlando Magic Hall of Fame in March 2022.

Hill’s extensive coaching resume spans 45 years. His NBA career began in Atlanta in 1986, serving as an assistant coach under Mike Fratello. After four seasons with the Hawks, Hill joined the Magic in 1990 as an assistant coach to Matt Guokas. He was promoted to head coach on June 30, 1993 and the impact on the team was immediate.

During Hill’s time as head coach of the Magic, Orlando reached the playoffs four times, including the first postseason berth in franchise history (1993-94), captured two division titles (1994-95, 1995-96), made two Eastern Conference Finals appearances (1995, 1996) and earned a trip to the 1995 NBA Finals. He guided the team to a franchise-record 60 wins during the 1995-96 season, a record that still stands today. From March 21, 1995 to March 19, 1996, Hill also led the Magic to 40 consecutive wins at home, which set an NBA record. He was named NBA’s Eastern Conference Coach of the Month in November 2006 and was head coach of the Eastern Conference at the 1995 NBA All-Star Game.

From 1997-99, Hill was head coach of the Vancouver Grizzlies for two-plus seasons. He has an overall NBA head coaching record of 298-315 (.486). Hill also served an assistant coach in the NBA with New Orleans, New Jersey and Detroit.

Hill's coaching career also includes high school and 14 years at the collegiate level. He began as an assistant at Montclair State (NJ) in 1972 and held assistant coaching positions at Lehigh University and Penn State. Hill served as head coach at Lehigh for eight seasons from 1975-83.

Hill and his wife, Kay, have two children, Kimberly and Christopher. The Hill family has been active in hosting fundraising events for the Cystic Fibrosis Foundation. In March 2006, the Hills were honored with the prestigious Jefferson Awards for Public Service, which were established in 1972 by Jacqueline Kennedy Onassis, U.S. Senator Robert Taft, Jr. and Sam Bears to create a Nobel prize for public and community service.



QUENTIN RICHARDSON
Television Studio Analyst

Quentin Richardson begins his fifth season as studio analyst for select Orlando Magic games on Bally Sports Florida.

Originally selected in the first round (18th overall) by the L.A. Clippers in the 2000 NBA Draft, Richardson spent 13 seasons in the NBA. He appeared in 783 career NBA regular season games with the L.A. Clippers, Phoenix, New York, Miami and Orlando, averaging 10.3 ppg., 4.7 rpg. and 1.5 apg. in 26.5 minpg., while shooting .355 (1,167-3,288) from three-point range. Richardson has also played in

36 career NBA playoff outings and captured the NBA Three-Point Contest championship in 2005.

Richardson played in 105 regular season games (22 starts) during two seasons with the Magic (2010-12).

Following his playing career, Richardson spent two seasons (2014-16) as director of player development and two seasons (2016-18) as a pro scout with the Detroit Pistons. He has served as studio analyst on NBA TV and currently hosts the popular *Knuckleheads* podcast on *The Players' Tribune* along with former teammate Darius Miles.

A native of Chicago, Illinois, he and his wife, Miya, have four children: sons, Kaelib, Quentin Jr. and Cruz, and daughter, Mackenzie.



JAKE CHAPMAN
Radio Producer/Play-By-Play Announcer

Jake Chapman enters his 11th season with the Orlando Magic, 10th as radio producer and second as radio play-by-play announcer. You can hear Chapman call all of the action on 96.9 The Game and the Magic Radio Network.

This marks Chapman's 15th season covering the NBA. In addition to his play-by-play duties, he also serves as the radio producer, pregame and postgame radio host for the Magic Radio Network.

Chapman began his career with the Magic in 2006 as a radio intern. He became the Magic's radio producer in 2009 and served in that role until 2014. During Chapman's first stint as radio producer, he produced Eastern Conference Finals game broadcasts, oversaw the launch of the Magic's daily radio show, *Magic Drive Time* hosted by *Dante Marchitelli*, built up Magic Radio's social media presence and helped with the digitization process of Magic Radio's studio operations. He left the Magic in 2014 to become the pre- and postgame host and executive producer of the Detroit Pistons Radio Network. After his stay in Detroit, Chapman worked in his native Cleveland, OH as a producer and host for 92.3 The Fan and the Cleveland Browns Radio Network. He also covered the Cleveland Cavaliers' 2018 trip to the NBA Finals.

When Chapman returned to the Magic in 2019, he worked to expand the Magic's podcast offerings - the Orlando Magic Audio Network. He continued producing all Magic radio broadcasts while adding pre- and post-game hosting responsibilities for all games. Chapman also re-assumed producing and co-hosting duties for *Magic Drive Time* hosted by *Dante Marchitelli*, the Magic's daily radio show on its flagship station, 96.9 The Game.

A native of Cleveland, Oh., Chapman earned a bachelor's degree in journalism from the Ohio State University in 2006. He currently lives in Apopka, Fla., and has a daughter, Josie (born May 2023).



TELEVISION
Bally Sports Florida

The Orlando Magic are partnered with Bally Sports Florida for the exclusive regional television and streaming rights to the team. The current partnership with Bally Sports extends and expands a successful television and marketing relationship that began between the team and then-Sunshine Network with the inception of the Magic franchise in 1989. As of opening night, 79 regular season Magic games will air locally on Bally Sports Florida and stream live on the Bally Sports app as part of the 2023-24 regular season. Two remaining games as part of the NBA In-Season Tournament are to be announced.

Calling the action for Orlando Magic basketball on Bally Sports Florida will be longtime Magic play-by-play announcer David Steele, celebrating his 35th season with the team, and former Magic player Jeff Turner, who returns as color analyst. This season marks 11 years calling games together for the Steele-Turner pairing. Dante Marchitelli will be back as host of "Magic Live" and lead in-game reporter, while Brian Hill and Quentin Richardson return as pregame/postgame analysts. Nick Anderson and Bo Outlaw will also serve as pregame/postgame analysts for select games. In addition, Kendra Douglas will make her debut on Bally Sports Florida as sideline reporter, as well as digital reporter on the Magic's social media channels.

Magic fans will continue to enjoy extensive live pregame and postgame coverage during "Magic Live," including expert analysis, news conferences, player interviews and more. A half-hour edition of the show will air before each regular season game, with an extended postgame edition to return immediately following each game broadcast. The popular "Inside the Magic" series returns and will feature player profiles and episodes offering behind-the-scenes access to other aspects of the team and its operations -- all designed to bring the fans closer to their favorite team. Episodes will be announced ahead of their premiere dates.

Viewers can visit BallySports.com or download the Bally Sports app to stream Magic programming and watch exclusive video from the broadcast team. Fans who receive Bally Sports Florida in their TV lineup can access the streaming coverage by signing in to the Bally Sports app using their pay-TV provider, user ID and password. Or fans can subscribe to Bally Sports+, a streaming service within the Bally Sports app that gives fans direct access to their favorite hometown teams. For more info, go to BallySportsPlus.com.

Follow @BallyMagic and @BallySportsFL on X, and @ballysportsflorida on Instagram, for additional Magic content and to join the conversation.

HOW TO WATCH THE MAGIC ON BALLY SPORTS FLORIDA

Orlando Magic games are broadcast on Bally Sports Florida, a regional sports television network serving fans across Central Florida and North Florida. Bally Sports Florida also streams game broadcasts on the Bally Sports app and at BallySports.com.

FAQs

HOW MANY GAMES ARE ON TV?

Every regular season Magic game is televised. Heading into the 2023-24 season, 79 regular season games are scheduled to air on Bally Sports Florida, with one designated as a national exclusive (Feb. 13 vs. Oklahoma City). Two remaining games as part of the NBA In-Season Tournament are to be announced.

Bally Sports Florida plans to air two preseason games in 2023 - Oct. 17 vs. New Orleans and Oct. 20 vs. Flamengo (Brazil).

To see the Magic's full schedule, visit OrlandoMagic.com/schedule.

HOW DO I GET BALLY SPORTS FLORIDA?

Bally Sports Florida is widely available on cable, satellite and streaming providers. For Magic fans in Central Florida and North Florida, options include Spectrum, Xfinity, AT&T U-verse, DirecTV, DirecTV Stream, Fubo, Cox, Hotwire, Mediacom, WOW and Summit Broadband.

Visit www.getmyhometeams.com for options in your zip code.

GAME BROADCASTS

HOW CAN I STREAM MAGIC GAMES?

Connect with your TV provider log-in

If you receive Magic telecasts on Bally Sports Florida as part of your TV subscription, you can stream the games when you download the Bally Sports app and on BallySports.com. To start streaming games, you need to sign in to the app using your pay-TV provider, user ID and password.

Stream with Bally Sports+

Bally Sports+ is a streaming service within the Bally Sports app that gives fans direct access to their favorite hometown teams. Launched in 2022, it provides fans with a new option to watch Magic games and programming within the market. Fans can purchase month-to-month or annual subscriptions. For more information and to purchase Bally Sports+, visit BallySportsPlus.com.

For customer support regarding streaming, visit Help.BallySports.com or call 1-866-Bally01 (1-866-225-5901).

WHAT OTHER MAGIC PROGRAMMING IS AVAILABLE FROM BALLY SPORTS FLORIDA?

The "Magic Live" pregame and postgame shows air on Bally Sports Florida and stream in the Bally Sports app before and after every game. Bally Sports also takes fans behind the scenes with its "Inside the Magic" episodes throughout the season.

HOW DO I WATCH THE MAGIC IF I LIVE OUTSIDE OF THE HOME MARKET?

The NBA designates geographic territories to which each team can show its regionally televised games. Orlando's territory includes much of Central Florida and North Florida. Magic fans outside of those areas can subscribe to the NBA's out-of-market package – NBA League Pass – to view games. Visit Support.watch.nba.com for more information on NBA League Pass.

WHO CAN I CONTACT AT BALLY SPORTS WITH QUESTIONS?

Viewers can visit Help.BallySports.com for more info and to find a variety of ways to contact Bally Sports should they need assistance.



RADIO

Magic Radio Network (Flagship: FM 96.9 The Game)

Orlando Magic games can be heard on the Magic Audio Network, with radio affiliates across the state of Florida, and streamed locally on the Orlando Magic or iHeartRadio apps. Fans outside of the Orlando area can listen via the NBA League Audio Pass. FM 96.9 The Game will serve as the flagship station

in Orlando, where you can also listen on AM 740.

Jake Chapman will handle play-by-play duties for his second season, while Brandon Kravitz and Tyler Caron will serve as hosts for the pregame, halftime and postgame shows. The network pregame show, *Magic Tonight*, presented by *Papa John's*, will hit the air 30 minutes prior to tip-off.

In addition, *Magic Drive Time* will return for its 11th season and air Monday-Friday from 6-6:30 p.m. on FM 96.9 The Game, AM 740 and the iHeartRADIO app throughout the NBA season. Dante Marchitelli and Jake Chapman will share hosting duties for *Magic Drive Time*.

**For a complete list of television and radio affiliates, please log on to OrlandoMagic.com.*

GAME NIGHT STAFF


COMMUNICATIONS GAME NIGHT STAFF



Adam Bates
Shot Clock Operator




Gary Bert
Statistician/Official
Scorekeeper



Chip Clark
Statistician



Melanie Curtsinger
Media Attendant



Jeff Dolnick
Statistician



John Dowdy
Game Clock Operator



Kourtney Hayes
Media Attendant



Andrew Herdliska
Statistician



Greg Kaszuba
Statistician



Alex Koslow
Statistician



Jason Maikui
Statistician



Tenecia Mitchell
Media Attendant



Ron Parris
Shot Clock Operator



Jarrod Perry
Game Clock Operator



Nelson Pinder
Scoreboard Operator



Quincy Richardson
Game Clock Operator



Andres Rivera
Media Attendant



David Robinson
Media Passgate/
Workroom Attendant



Chris Sayre
Scoreboard Operator



Bill Smith
Official Scorekeeper



Norma Smith
Media Passgate/
Workroom Attendant



Paul Thomas
Statistician



Dominique Vielot
Media Attendant/
Statistician



Lance Wall
Shot Clock Operator

In Memoriam



James McTear
Statistician

January 3, 1953 – August 14, 2023

We will miss you

OVERTIME



FROM A VISION TO BLUEPRINTS TO REALITY

The Orlando Magic served as the developer of the downtown Amway Center, which competes to host major national events, concerts and family shows. The facility is owned and operated by the City of Orlando on behalf of the Central Florida community.

The Amway Center opened in 2010 and was designed to reflect the character of the community, meet the goals of the users and build on the legacy of sports and entertainment in Orlando.

The building's exterior features a modern blend of glass and metal materials, along with ever-changing graphics via a monumental wall along one façade. A 180-foot tall tower and spire serves as a beacon amid the downtown skyline.

2017 VENUE EXCELLENCE AWARD

In August 2017, the Amway Center was recognized with the prestigious Venue Excellence Award from IAVM – the International Association of Venue Managers. The Amway Center was the only arena to earn the honor.

The Venue Excellence Award recognizes five IAVM venues of any type within the membership which demonstrate excellence in the management and operation of public assembly venues. This includes but is not limited to amphitheaters, arenas, auditoriums, casinos, complexes, convention centers, exhibit halls, fair/festival grounds, performing arts centers, race tracks, stadiums & university venues. IAVM takes pride in its members and member venues that excel in providing their communities with a safe and enjoyable space for all types of events and educational opportunities.

Any venue, publicly or privately owned and operated, that has demonstrated excellence within the last major calendar year and has at least one current employee who is an IAVM member in good standing may apply.

- The following four criteria framework help demonstrate the ways in which the venue has demonstrated excellence in venue management and operations: operational excellence, team-building/professional development, safety and security, and service to the community.

2013 CUSTOMER EXPERIENCE AWARD

The Amway Center was honored on June 6, 2013 with the Customer Experience Award during TheStadiumBusiness Awards presentation held in association with TheStadiumBusiness Summit in Manchester, England.

TheStadiumBusiness Summit is the largest dedicated meeting in the world of the owners, operators and developers of the world's leading stadiums, arenas and major sports venues. Previous recipients have included City Square/Etihad Stadium, Manchester City FC, Manchester, England (2012), The Family Area – Cardiff City FC, Cardiff, Wales (2011) and The O2 Arena, London, England (2010).

With the opening of the Amway Center in 2010, the Orlando Magic spearheaded a specialized customer service training program in conjunction with the Disney Institute for all Amway Center employees. Annually the initiative provides training to more than 2,000 employees.

The criteria for a Customer Experience Award nomination requires that the stadium, arena or major sports venue consistently deliver outstanding levels of service at every stage of the customer journey.

2012 FACILITY OF THE YEAR

At a sports industry annual awards ceremony on May 23, 2012, the Amway Center was named "Facility of the Year."

The announcement was made by *Street & Smith's SportsBusiness Journal* and *SportsBusiness Daily* at the prestigious SportsBusiness Awards in New York City, which annually recognizes excellence and outstanding achievement in the business of sports.

Amway Center served as host for the 2012 NBA All-Star Weekend in Orlando, culminating with the 61st NBA All-Star Game on Sunday, February 26. In a thrilling contest, the West defeated the East, 152-149. More than \$95 million in economic impact in Orange County, Florida was generated from NBA All-Star Weekend, according to a study conducted by Strategic Marketing Services and SportsEconomics, LLC. In addition, the NBA All-Star Game at the Amway Center provided unprecedented exposure, as the contest was broadcast in 215 countries and territories in 47 different languages.

AMENITIES FOR ALL LEVELS OF TICKET BUYERS

The 875,000 square foot, Leadership in Energy and Environmental Design (LEED) Gold certified building features a sustainable, environmentally-friendly design and unmatched technology, including 1,100 digital monitors, the tallest high-definition video board in an NBA venue and multiple premium amenities available to all patrons in the building.

Every level of ticket buyer has access to a number of premium amenities.

"It's a great day for Central Florida. History will look back on this day in the same light as the day that Walt Disney announced he was building his theme park in Orlando," Magic Chief Executive Officer Alex Martins said the night of the approval, July 26, 2007, adding: "I would like to thank Mayor Rich Crotty and Mayor Buddy Dyer, as well as both the County and City Commissions for their vision and leadership. I would also like to thank the Walt Disney World Company, Universal Orlando, SeaWorld, the Central Florida Hotel and Lodging Association, the Orlando/Orange County Convention and Visitors Bureau, as well as the entire Orlando tourism and business community for their active participation in ensuring this positive outcome for new downtown sports and entertainment facilities for the people who call Central Florida home."

The Magic were major financial participants in the public-private partnership - contributing \$50 million

toward construction of the Amway Center, \$10 million toward the arts center, and \$25 million toward construction of five community recreation centers. The Magic's other contributions toward operations, fundraising and financing push the team's total participation in the downtown venue projects to more than \$150 million.

In a historic move, the Magic agreed that Amway Center would be designed and constructed to meet the certification criteria for an environmentally "green" building development standard.

"We want this facility to not only serve our community but to reflect our community's values," Martins said.

Populous, formerly HOK Sport, was selected as designer of the Amway Center. Hunt Construction group was selected as the construction manager. The official groundbreaking celebration was held July 25, 2008. The events center was named the Amway Center on August 5, 2009 and the building opened to the public for the first time on October 1, 2010.

Inside the arena, patrons will find modern amenities in a comfortable setting – ideal for hosting family events as well as basketball games. Concourses are spacious, offering unique concessions and activities for kids and adults alike. The Bud Light Baseline Bar on the main Terrace concourse overlooks the event floor, and children will enjoy spending time in the kid-oriented STUFF's Magic Castle and retail opportunities on the upper Promenade concourse.

"From the inside out, beginning to end we were committed to developing a world class venue that would bring a myriad of events that would appeal to the diverse taste of Central Florida residents," said Mayor Buddy Dyer. "Whether it's a child experiencing his or her first basketball game or two friends singing along at a concert, these are the shared experiences and memories that will be created at the Amway Center."

With 875,000 square feet of space, the Amway Center offers plenty of room to incorporate the modern-day amenities found in most professional arenas of today, and seating which is expandable to more than 20,000 seats to accommodate major national events.

The \$380 million facility features eight levels, five public concourses, 37 restrooms, 55 concession points of sale, 60 suites, 68 loge boxes and 1,400 club seats. The Amway Center features up to 17 hospitality spaces for rental on a per event basis.

UNIQUELY ORLANDO

"We took a hard and long look at the essence of Orlando before coming up with a design that we believe reflects the best and most distinctive aspects of this community," said AIA, Populous Sport Senior Designer

Brad Clark. “And just as importantly, the building will set a new standard in sustainable design as one of the greenest professional sports facilities in the country.”

To celebrate Central Florida’s moderate climate, the building is filled with a variety of indoor-outdoor spaces. Once guests enter the voluminous, 80-foot-tall Disney Atrium main lobby, they are able to return to the outdoors via the Michelob ULTRA Club overlooking Church Street.

The arena was designed to respond to its distinct urban setting while revealing the activities occurring within. Bounded by Church Street, Hughey Avenue, South Street and Division Avenue, the arena’s primary entrance faces north to Church Street, creating a natural extension of the nearby downtown entertainment core. The Church Street entry features a large public entry plaza connecting the arena’s spacious Disney Atrium.

“In designing the community’s new center we feel we created the framework for a facility that will be the catalyst for economic revitalization in downtown’s west side, while establishing a flexible design that will serve as a great home and attract the nation’s premier events,” added the Magic’s Martins. “The building has a design unique to Orlando, while providing a framework for environmental sustainability.”

JOBS IN A TOUGH ECONOMY

The massive construction project served as a boon to the local construction business in a time when jobs were scarce because of the sharp downturn of the nation’s economy.

The Magic and City of Orlando worked closely with local minority and women-owned businesses — some of which were based out of the nearby Parramore community — awarding them with more than 30 percent of the contracts totaling \$90-plus million, exceeding the 24 percent benchmark established by the City of Orlando.

Of the 170-plus minority and women-owned firms which worked to construct the facility, 61 were African-American-owned firms, 52 women-owned firms, 37 Hispanic-owned firms, 22 Asian-American-owned firms and two Native-American-owned firms.

ENVIRONMENTALLY-FRIENDLY

Sustainable design and construction specifics focused on the opportunities to create an environmentally-friendly building in various categories. Among them: providing water efficiency; optimizing energy and atmosphere protection; conserving materials and resources; monitoring indoor environmental quality and health; selecting environmentally preferred operations and maintenance.

These elements combine to create one of the most environmentally-friendly, high-performing professional arenas in the country and the first NBA arena which was originally designed and constructed to be Leadership in Energy and Environmental Design (LEED) Gold certified.

ONE OF THE MOST TECHNOLOGICALLY-ADVANCED BUILDINGS IN NORTH AMERICA

The arena has more than 1,100 screens of high-definition content via Internet Protocol Television and a digital signage network which maximizes fan engagement and interaction, as well as providing unlimited opportunities for advertisers and sponsors.

The Daktronics center-hung scoreboard alone includes four primary high definition LED video displays with 840 lines of resolution each, eight auxiliary video/scoring/statistics displays and two LED ring displays. More than 9 million individual LEDs are used in the 18 displays incorporated into the center-hung scoreboard. Overall dimensions of the center-hung scoreboard are 42 feet by 41 feet by 41 feet (HxWxD). Complementing the primary scoreboard are two LED ribbon boards mounted on the interior fascia of the seating decks.

The bigger size, flexibility and advanced technology allows Orlando to attract bigger concerts, major political conventions and compete for more major sporting events such as conference and NCAA tournaments.

“We’ve designed a facility that has so many built-in amenities for every level of ticket-buyer,” Martins said. “So many of these buildings in the past have been designed where a lot of the amenities have focused only on the premium ticket-buyer, the courtside seat holder or the club seat holder, but here with the new Amway Center, we have bars, restaurants and clubs on every level for every ticket-buyer, and that’s for Magic games and every event. So, it really is a building that has a high level of amenity for everybody.”

“Over the past three years, we have focused on revitalizing the Parramore neighborhood and have experienced a resurgence in our downtown,” said Orlando Mayor Buddy Dyer as the design for the building was unveiled on December 11, 2007. “Today marks another important day in our efforts, as the facility takes shape with the design unveiling of this new landmark...a landmark that will be a gathering place for all of Orlando and Central Florida.”

AMWAY CENTER FACTS

Opened:	October 2010
Cost:	\$380 million (total construction cost)
Location:	Downtown Orlando; bound by Church Street (north); Hughey Avenue (east); South Street (south); Division Avenue (west); 400 West Church Street
Owner and Operator:	City of Orlando
Primary Tenant:	Orlando Magic
Functions:	NBA and collegiate basketball, arena football, indoor soccer, concerts, hockey, circuses, stage shows and exhibitions
Design Architect:	Populous (formerly HOK Sport)
Local Architects:	C.T. Hsu + Associates; Baker Barrios Architects, Inc.
Construction Manager:	Hunt Construction Group in association with Rey Group, R.L. Burns, Inc., HZ Construction and Albu & Associates, Inc.
Program Manager:	Turner Construction Company Theming and Environmental
Graphics Designer:	RipBang
“Champions of the Community” Building Partners:	L3Harris; PepsiCo; Walt Disney World®; AdventHealth; Insurance Office of America; Florida Blue; City National Bank
Site Acreage:	8.75 acres
Number of Levels:	8: Event Level (E); Mezzanine (Level 1); Founders (2); Terrace (3); Club (4); Promenade (5); Sky (6); Press (7)
Square Footage:	875,000 square feet
Seating Capacities:	19,700 (center stage concert) 16,000 (end stage concerts) 18,500 (NBA) 20,000 (NCAA basketball) 17,200 (hockey/arena football)
Premium Spaces:	60 private suites; 2 bunker suites; Legends Suite A and Legends Suite B 1,400 club seats 68 loge boxes (328 seats) 17 hospitality areas available on a per event basis
Sustainable Design:	LEED Gold Certified - Sustainable building design exists in various categories, including a sustainable site; water efficiency; energy optimization and atmosphere protection; materials and resource conservation; indoor environmental quality and health; and environmentally preferred operations and maintenance
Technology:	The arena has more than 1,100 screens of high-definition content via Internet Protocol Television and a digital signage network which will maximize fan engagement and interaction, as well as providing unlimited opportunities for advertisers and sponsors
MWBE Participation:	Commitment to Blueprint - Achieved in excess of 30 percent MWBE participation, above the benchmark goal of 24 percent

AMWAY CENTER AMENITIES

The Amway Center features more value than ever before for ticket holders. All patron price levels have access to premium amenities in the Amway Center such as:

- Bud Light Baseline Bar and Food Court
- Walt Disney World Terrace
- Jernigan's Restaurant
- Michelob ULTRA Club
- Nutrilite Magic Fan Experience and Orlando Experience
- STUFF's Magic Castle
- Coppercraft Bourbon Bar; Ozone Bar; Sky Lounge at Amway Center; HGV Lounge; 1800 Tequila Bar
- Outdoor plaza, Big Storm Brewing Co. and covered Box Office by Ticketmaster
- AdventHealth PROformance Lab; Mamava Lactation Pod presented by AdventHealth; AdventHealth Sensory Room
- Retail stores and novelty stands
- Multiple, wider concourses with convenient access to concession stands and restrooms
- Improved sightlines for all locations and wider seats
- Unmatched technology, featuring 1,100 digital monitors and the tallest, high-definition videoboard in an NBA arena
- Accessible seating in all seating levels and for all seating products
- Parking: 11,000 parking spaces available to the public within 14 garages and surface lots near the Amway Center. There are: 5,000 spaces less than a five-minute walk, of which 2,100 are directly adjacent in the GEICO Garage; 2,500 spaces between a 5-10 minute walk and 3,400 spaces via Lymmo, the downtown circulator; all parking locations will have accessible parking

AMWAY CENTER ADDITIONAL FEATURES

- Iconic 180 foot-tall tower with Sky Lounge at Amway Center at top
- Graphic wall on I-4 exterior façade
- 31,000 SF arena floor can be used for exhibition/trade show space, banquets and meetings
- Six banquet rooms and a board room on Founder's Level
- City National Bank Hourglass Room hospitality space on Promenade
- Information kiosks distributed throughout the arena
- Enclosed pedestrian bridge to connect to GEICO parking garage
- Terrace concourse with average 30' width
- State-of-the-art Daktronics center-hung scoreboard with video capability; auxiliary boards located throughout the seating bowl; two LED ribbon boards, one 270-degree on the Founder's Level and a 360-degree board on the Club Level fascia
- Full basketball practice court that can also be used for events, seating up to 500 people
- Two NBA locker rooms; home hockey locker room; home arena football locker room; visiting hockey/arena football locker room; officials' locker room; six star performer dressing rooms; green room for staging and hospitality; additional auxiliary locker room for show personnel
- 13,500 SF of office space for team administration and 15,000 SF for city venue administration
- Media interview room and working media facilities on Event Level
- Eight enclosed truck docks and ramp
- Wide variety of food & beverage options
- ADA accessibility on every level
- 18 men's restrooms and 19 women's restrooms
- 18 elevators
- Minimum one concession point of sale for every 125 spectators
- Two ATM machines – one located outside next to the Box Office by Ticketmaster and other located inside on the Terrace level, to the left of the Coppercraft Bourbon Bar next to the Guest Assistance booth.

AMWAY CENTER TICKET PRICING

The Orlando Magic has continued its practice of affordable pricing options in the Amway Center. For ticket information, log on to OrlandoMagic.com or call 407-89-MAGIC.

AMWAY CENTER DESIGN PRINCIPLES

Amway Center was designed to reflect the character of the community, meet the goals of the users and build on the legacy of sports and entertainment in Orlando. The building's exterior features a modern blend of glass and metal materials, along with ever-changing graphics via a monumental wall along one façade. A 180-foot tall tower serves as a beacon amid the downtown skyline.

Civic Building:	Creates a community gathering place for Orlando and Central Florida, with a clear front door
Context:	Designed each façade with respect to its distinct environment; responded to the neighborhoods immediately adjacent to the specific façade
Sustainable:	Implemented design strategies to create one of the country's most environmentally-friendly arenas
Indoor-Outdoor:	Celebrates Central Florida's climate by allowing movement indoors and out
Front porch:	Created an entry design element that relates the design to local architecture
Landscape:	Integrates a variety of native landscape forms of various scale and type
Pattern and Texture:	Uses a variety of design elements in both horizontal and vertical surfaces
Alive:	Brought the building to life with color, graphics and signage
Public Art:	Identified key locations for public art to further define the building's personality coordinated by Sports & The Arts



ORLANDO SOLAR BEARS

The Orlando Solar Bears are the proud affiliate of the NHL's Tampa Bay Lightning and members of the ECHL, the premier "AA" hockey league in North America. In 11 seasons of operation, the team has qualified for the Kelly Cup Playoffs five times. The Solar Bears are owned and operated by the Orlando Magic and the DeVos family, and play at the AdventHealth Rink at Amway Center. For more information, please visit OrlandoSolarBearsHockey.com.



MAGIC GAMING



Magic Gaming, based in Orlando, Fla., is one of 25 teams competing in the NBA 2K League that just completed its sixth season. The NBA 2K League is a professional esports league co-founded by the NBA and Take-Two Interactive Software, Inc., which began play in May 2018. The league features the best 125 NBA 2K players in the world. Magic Gaming's five-man roster competes as unique characters in 5-on-5 and 3-on-3 play against the other teams in a mix of regular-season games, tournaments and playoffs. Follow Magic Gaming on Twitch – [OrlandoMagicGaming](https://www.twitch.tv/orlandomagicgaming), Instagram/X – [@MagicGaming](https://www.instagram.com/magicgaming), Facebook/Magic Gaming or at www.magicgaming.nba.com/.



In an effort to continue the revitalization of downtown Orlando and Parramore and to centralize the Orlando Magic staff downtown, the team continues to make progress on the Sports and Entertainment development design which will create jobs and provide dining, hotel, living, and entertainment options.

The design will feature class A office space (which will include the Orlando Magic headquarters), multi-family residences, a first-class hotel with meeting and event space, a multitude of dining options, and a vibrant central events plaza.

"Like with the Amway Center, this has been several years of planning and working with the City to find the right avenue to add another iconic destination that will add to the core of downtown," said Magic CEO Alex Martins. "We look forward to entering this new stage as we work with our partners to make Orlando a great place to live, work and play."

The development, situated next to Amway Center, is located north of Church Street, east of Division Avenue, south of Central Avenue and west of Hughey Avenue. This development will further enhance the Magic's expanding footprint in downtown Orlando, while complementing the Amway Center and Exploria Stadium. The city-owned, Magic-designed Amway Center, where the Magic have played their home games since 2010, has been widely hailed as one of the finest sports facilities in North America. It was named the 2012 Sports Facility of the Year by the *SportsBusiness Journal*. The dazzling facility

also allowed Orlando to play host to the 2012 NBA All-Star Game. Orlando Mayor Buddy Dyer has taken great pride in the success of the Amway Center, hailing it as "the envy of everyone in the NBA and the envy of everyone around the country."

The Magic's major investment also continues their efforts in the revitalization of downtown Orlando and the Parramore neighborhood. The Magic and the Parramore community have long been partners in helping the citizens of that region. The Magic have given more than \$1 million to the Parramore community while also donating thousands of community service hours, building nine reading and learning centers and two playgrounds, and providing hundreds of backpacks with school supplies.

Martins is proud that the Magic have been able to broaden their footprint downtown so that they can continue to be socio-economic growth catalysts for the area. Martins is also extremely proud that the Magic will continue to be leaders in the growth and development of Parramore.

"It's our neighborhood and it's important to us that we continue to help revitalize it," Martins said of Parramore. "We think this is another significant step. Like the great addition of Exploria Stadium, hopefully this is a spark for others to invest in that part of downtown. Downtown really stretches from Orange Avenue to Camping World Stadium. So, this is an opportunity to spark the western side of that stretch."

IT'S AN EXCITING TIME TO BE A MAGIC FAN - YEAR IN REVIEW

Ownership: DeVos Family

CEO: Alex Martins

President of Basketball Operations: Jeff Weltman

Head Coach: Jamahl Mosley



BASKETBALL:

Improved by 12 wins this past season, the largest improvement in the Eastern Conference...Roster features young core, including 2023 Rookie of the Year Paolo Banchero, 2022 All-Rookie First Teamer Franz Wagner, Markelle Fultz, Wendell Carter Jr., Cole Anthony and Jalen Suggs...Entering the 2024 NBA Draft, Orlando is in control of eight first round draft picks and 12 future second round selections over the next seven drafts (through 2030) – all valuable assets...Opened the new state-of-the-art AdventHealth Training Center in August of 2022.

ESPN.COM... ORLANDO MAGIC STATE OF THE ROSTER:

“No Eastern Conference lottery team is set up better for the future than Orlando. The Magic improved their win total from 22 to 34 and have the roster resources to take another jump starting with the draft. For a second time in three years, Orlando has two lottery picks (the Bulls retain their first if it jumps into the top four) and have a 9% chance of selecting first. The NBA’s second-youngest roster -- led by likely Rookie of the Year winner Paolo Banchero, Franz Wagner and Wendell Carter Jr. -- has a sustainable foundation in place. Banchero averaged 20.0 points this season, the most by a rookie since Luka Doncic in 2018-19. He and Wagner are the third pair of teammates 21 or younger to average 18 points in a season. Carter averaged a career high 15.2 points and posted his fourth straight season of at least 8 rebounds per game. The Magic also have roster flexibility with 14 players under contract but only seven on guaranteed deals.” – Bobby Marks, ESPN.com (June 12, 2023)

ATTENDANCE:

No. 1 in the NBA in group ticket sales (now for eight straight years)...NBA Season Ticket Renewal award recipient in 2022-23...Among the leaders in the NBA in single-game ticket and new full season ticket sales...Hosted four of the top five crowds in franchise history this past season...The Magic have made a commitment to affordable ticket options, including its FastBreak Pass (e.g. \$49 monthly pass for 5 games).

SOCIAL/TV:

Magic social media followers topped the 10 million mark this year (collectively on Instagram, Facebook, X, TikTok, YouTube, LinkedIn, Snapchat, Weibo)...TV ratings on Bally Sports Florida increased by 112 percent this past season.

COMMUNITY:

Donated \$1 million to 24 Central Florida organizations via the Orlando Magic Youth Foundation this past year. The Orlando Wine Festival & Auction serves as signature fundraiser for OMYF... Via the DeVos Family Foundation donated more than \$2 million to the community this past year (continuation of 30 for 30 grants to celebrate 30 years of ownership and Hurricane relief).

QUICK FACTS – ORLANDO’S MAGIC

Franchise Awarded: April 22, 1987 / Inaugural Season: 1989-90 (first game: November 4, 1989 vs. New Jersey)
Home Arena: Amway Center (current capacity 18,846) / Tickets: 407-89-MAGIC; 1-800-4NBA-TIX
Internet: OrlandoMagic.com, AmwayCenter.com

YEAR-BY-YEAR RECORD:

Year	Record (Playoffs*)	Leading Scorer/Rebounder	Coach
1989-90	18-64	Catledge, 19.4 ppg./Green, 8.1 rpg.	Guokas
1990-91	31-51	Skiles, 17.2 ppg./Kite, 7.2 rpg.	Guokas
1991-92	21-61	Scott/Anderson, 19.9 ppg./Catledge, 7.0 rpg.	Guokas
1992-93	41-41	O’Neal, 23.4 ppg./O’Neal, 13.9 rpg.	Guokas
1993-94	50-32 (0-3)	O’Neal, 29.3 ppg./O’Neal, 13.2 rpg.	Hill
1994-95	57-25 (11-10)	O’Neal, 29.3 ppg./O’Neal, 11.4 rpg.	Hill
1995-96	60-22 (7-5)	O’Neal, 26.6 ppg./O’Neal, 11.0 rpg.	Hill
1996-97	45-37 (2-3)	Hardaway, 20.5 ppg./Seikaly, 9.5 rpg.	Hill, Aduabato
1997-98	41-41	Hardaway, 16.4 ppg./Grant, 8.1 rpg.	Daly
1998-99	33-17 (1-3)	Hardaway, 15.8 ppg./Grant, 7.0 rpg.	Daly
1999-00	41-41	Armstrong, 16.2 ppg./Wallace, 8.2 rpg.	Rivers
2000-01	43-39 (1-3)	McGrady, 26.8 ppg./Outlaw, 7.7 rpg.	Rivers
2001-02	44-38 (1-3)	McGrady, 25.6 ppg./McGrady, 7.9 rpg.	Rivers
2002-03	42-40 (3-4)	McGrady, 32.1 ppg./McGrady, 6.5 rpg.	Rivers
2003-04	21-61	McGrady, 28.0 ppg./J. Howard, 7.0 rpg.	Rivers, Davis
2004-05	36-46	Francis, 21.3 ppg./D. Howard, 10.0 rpg.	Davis, Jent
2005-06	36-46	Howard, 15.8 ppg./Howard, 12.5 rpg.	Hill
2006-07	40-42 (0-4)	Howard, 17.6 ppg./Howard, 12.3 rpg.	Hill
2007-08	52-30 (5-5)	Howard, 20.7 ppg./Howard, 14.2 rpg.	Van Gundy
2008-09	59-23 (13-11)	Howard, 20.8 ppg./Howard, 13.8 rpg.	Van Gundy
2009-10	59-23 (10-4)	Howard, 18.3 ppg./Howard, 13.2 rpg.	Van Gundy
2010-11	52-30 (2-4)	Howard, 22.9 ppg./Howard, 14.1 rpg.	Van Gundy
2011-12	37-29 (1-4)	Howard, 20.6 ppg./Howard, 14.5 rpg.	Van Gundy
2012-13	20-62	Afflalo, 16.5 ppg./Vucevic, 11.9 rpg.	Vaughn
2013-14	23-59	Afflalo, 18.2 ppg./Vucevic, 11.0 rpg.	Vaughn
2014-15	25-57	Vucevic, 19.3 ppg./Vucevic, 10.9 rpg.	Vaughn, Borrego
2015-16	35-47	Vucevic, 18.2 ppg./Vucevic, 8.9 rpg.	Skiles
2016-17	29-53	Fournier, 17.2 ppg./Vucevic, 10.4 rpg.	Vogel
2017-18	25-57	Fournier, 17.8 ppg./Vucevic, 9.2 rpg.	Vogel
2018-19	42-40 (1-4)	Vucevic, 20.8 ppg./Vucevic, 12.0 rpg.	Clifford
2019-20	33-40 (1-4)	Vucevic, 19.6 ppg./Vucevic, 10.9 rpg.	Clifford
2020-21	21-51	Ross, 15.6 ppg./Carter Jr., 8.8 rpg.	Clifford
2021-22	22-60	Anthony, 16.3 ppg./Carter Jr., 10.5 rpg.	Mosley
2022-23	34-48	Banchero, 20.0 ppg., Carter Jr. 8.7 rpg.	Mosley
TOTALS	1,268-1,453 (59-74)		

*NBA Playoffs: 1994-First Round; 1995-NBA Finals; 1996-Eastern Conference Finals; 1997-First Round; 1999-First Round; 2001-First Round; 2002-First Round; 2003-First Round; 2007-First Round; 2008-Eastern Conference Semifinals; 2009-NBA Finals; 2010-Eastern Conference Finals; 2011-First Round; 2012-First Round; 2019-First Round; 2020-First Round

STAY CONNECTED TO THE
ORLANDO MAGIC



@orlandomagic
@magic.community
@stuffmagic



facebook.com/orlandomagic



@orlandomagic
@magic_PR
@stuffmagic



Ticket offers, sweeps
& more directly to your inbox
orlandomagic.com/email



@orlandomagic
@stuffmagic



@orlandomagic
@stuffthemagicmascot

OFFICIAL
NETWORKS OF THE ORLANDO MAGIC



CHAMPIONS
OF THE
COMMUNITY



Simply IOA



PEPSICO



L3HARRIS®

THE MAGIC AND ITS OFFICIAL PARTNERS
TEAM UP TO BUILD
A STRONGER CENTRAL
FLORIDA COMMUNITY



ORLANDO MAGIC 23 24 SCHEDULE

OCTOBER

S	M	T	W	T	F	S
	1	2	3	4	5	6
	7					
8	9	10 NOP 8:00	11	12 CLE 7:00	13	14
15	16	17 NOP 7:00	18	19	20 FLA 7:00	21
22	23	24	25 HOU 7:00	26	27 POR 10:00	28
29	30 LAL 10:30	31 LAC 10:30				

NOVEMBER

S	M	T	W	T	F	S
				1	2	3
					UTA 9:00	LAL 7:00
5	6 DAL 7:00	7	8	9 ATL 9:30	10	11 MIL 6:00
12	13	14 BKN 7:30	15 CHI 8:00	16	17 CHI 8:00	18
19 IND 5:00	20	21 TOR 7:00	22 DEN 7:00	23	24 BOS 2:30	25
26 CHA 6:00	27	28 WAS 7:00	29	30		

DECEMBER

S	M	T	W	T	F	S
					1 WAS 7:00	2 BKN 7:00
3	4	5	6	7	8	9
10	11 CLE 7:00	12	13	14	15 BOS 7:30	16
17 BOS 3:00	18	19	20 MIA 7:00	21 MIL 8:00	22	23 IND 7:00
24	25	26 WAS 7:00	27 PHI 7:00	28	29 NYK 7:00	30
31 PHX 8:00						

JANUARY

S	M	T	W	T	F	S
		1 GSW 10:00	2 SAC 10:00	3	4	5 DEN 9:00
6	7 ATL 6:00	8	9 MIN 7:00	10	11	12 MIA 8:00
13 OKC 8:00	14	15 NYK 3:00	16	17 ATL 7:30	18	19 PHI 7:00
20	21 MIA 6:00	22 CLE 7:00	23	24	25	26 MEM 8:00
27	28 PHX 6:00	29 DAL 8:30	30	31 SAS 8:00		

FEBRUARY

S	M	T	W	T	F	S
				1	2 MIN 8:00	3
4 DET 3:00	5	6 MIA 7:30	7	8 SAS 7:00	9	10 CHI 7:00
11	12	13 OKC 7:30	14 NYK 7:00	15	16	17
18	19	20	21	22 CLE 7:00	23	24 DET 8:00
25 ATL 7:00	26	27 BKN 7:00	28	29 UTA 7:00		

MARCH

S	M	T	W	T	F	S
					1	2
3 DET 6:00	4	5 CHA 7:00	6 WAS 7:00	7	8	9 NYK 7:30
10 IND 6:00	11	12	13 BKN 7:00	14	15 TOR 7:30	16
17 TOR 6:00	18	19 CHA 7:00	20	21 NOP 7:00	22	23 SAC 7:00
24	25	26	27 GSW 7:00	28	29 LAC 7:00	30 MEM 7:00
31						

APRIL

S	M	T	W	T	F	S
		1 POR 7:00	2	3 NOP 8:00	4	5 CHA 7:00
6	7	8	9 HOU 8:00	10 MIL 8:00	11	12 PHI 7:00
13	14 CHI 6:00	15	16	17	18	19
20	21 MIL 1:00					

- HOME
 - AWAY
 - OPENING NIGHT
 - PLAYED IN MEXICO CITY
 - CITY NIGHTS
 - POTENTIAL REGULAR SEASON HOME GAME
 - NBA IN-SEASON TOURNAMENT ORLANDOMAGIC.COM/TOURNAMENT
- ALL TIMES EASTERN | REGULAR SEASON GAMES WILL BE TELEVIEWED LOCALLY EXCLUSIVELY BY BALLY SPORTS FLORIDA

